

SIXTIETH ANNUAL REPORT 2018-19



**DATTOPANT THENGADI
NATIONAL BOARD FOR WORKERS EDUCATION AND DEVELOPMENT**
(Ministry of Labour & Employment, Government of India)
North Ambazari Road, Nagpur - 440 033.

OBJECTIVES OF THE BOARD

- To strengthen among all sections of the working class, including rural workers, a sense of Patriotism, National Integrity, Unity, Amity, Communal Harmony, Secularism and pride in being an Indian;
- To equip all sections of workers, including rural workers and women workers, for their intelligent participation in social and economic development of the nation in accordance with its declared objectives;
- To develop amongst the workers a greater understanding of the problems of their social and economic environment, their responsibilities towards family members, and their rights and obligations as citizens, as workers in industry and as members and officials of their Trade Union;
- To develop capacity of workers in all aspects to meet the challenges of the country from time to time;
- To develop strong, united and more responsible trade unions and to strengthen democratic processes and traditions in the trade union movement through more enlightened members and better trained officials;
- To empower the workers as employees of the organization and to develop sense of belongingness as effective instruments of amicable industrial relations and maintaining industrial peace;
- To meet the needs of workers to have access to ways of acquiring and continuous upgradation of knowledge and skills that they require to find and hold a job.

OBJECTIVES OF RURAL WORKERS EDUCATION PROGRAMME

- To promote among rural workers, critical awareness of the problems of their socio economic environment and their privileges and obligations as workers, as members of the village community and as citizens ;
- To educate the rural workers in protecting them self confidence and build up a scientific attitude;
- To educate the rural workers in protecting and promoting their individual and social interests;
- To educate rural workers in developing their organization through which they can fulfill socio-economic function & responsibilities in rural economy and strengthen democratic, secular and socialist fibre of rural society, regards for all faiths and religions and equitable distribution of wealth acquired etc. ;
- To motivate rural workers for family welfare planning and to combat social evils.

SIXTIETH ANNUAL REPORT AND ACCOUNTS 2018 – 2019



**DATTOPANT THENGADI NATIONAL BOARD FOR
WORKERS EDUCATION AND DEVELOPMENT**

(Erstwhile CENTRAL BOARD FOR WORKERS EDUCATION)
Ministry of Labour and Employment, Govt. of India,
North Ambazari Road, Nagpur – 440 033.



SHRI SANTOSH KUMAR GANGWAR
Hon'ble Minister of State
Labour & Employment (Independent Charge)



SHRI HEERALAL SAMARIYA, IAS
Secretary (MOL&E)
Govt. of India



SHRI HIRANMAY PANDYA,
CHAIRMAN, DTNBWED,



MS. ANURADHA PRASAD,
I.D.A.S
Additional Secretary (MOL&E)
Govt. of India



MS. SIBANI SWAIN, IES
Additional Secretary /
Financial Advisor (MOL&E)
Govt. of India



SHRI HARSH VAIDYA, I.D.A.S
Director General, DTNBWED,

(Registered under the Societies Registration Act. XXI of 1860 on 16th September, 1958)

CHAIRMAN

Chairman.

Ms. Anuradha Prasad

Ms. Sibani Swain

Director General

REPRESENTATIVES OF STATE GOVERNMENTS

Shri S.P. Chettri, SCS

Shri Sarmad Hafees (IAS)

Principal Secretary

Shri Neerabh Kumar Prasad, IAS

REPRESENTATIVES OF WORKERS' ORGANISATIONS

Shri Jagdish Joshi

Shri Krishna Pratap Singh

Secretary, Bharatiya Mazdoor Sangh.

Shri Sudhakar R. Apraj

Smt B. V. Vijayalakshmi

Shri A. L. Gupta

Vice President,
All India United Trade Union Centre, Kolkata.

REPRESENTATIVES OF EMPLOYERS ORGANISATIONS

Shri Jitendra Gupta	National General Secretary, Laghu Udyog Bharati, Bhopal.
Prof. Dr. Saurabh Agarwal	ISSOCHAM, Professor of Accounting and Finance & Dean, (Academics) Indian Institute of Finance, Greater Noida, Uttar Pradesh.
Mr. K. Manickam	Secretary General, Council of India Employers, (CIE) Employers' Federation of Southern India, Chennai.
Shri B. P. Pant	Executive Director, FICCI, Federation House, All India Organisation of Employers, New Delhi.
Shri M. L. Sharma	Chairman, All India Manufacture Organization, Delhi State Board, Jeevan Sahakar, Mumbai.
Shri Sattish Ghogre	Co-Chairman, Confereration of India Industries, Western Region, Sub Committee on IR & Senior Vice President, Mahendra & Mahendra, Confederation of Indian Industry, India Habitat Centre, New Delhi.

REPRESENTATIVES OF EDUCATIONAL INSTITUTION

Smt Mantri Kalavathy	Kevadiguda, Secunderabad, Telangana.
----------------------	--------------------------------------

REPRESENTATIVES OF UNIVERSITY GRANTS COMMISSION

Prof. Suhas Pednekar	Vice-Chancellor, University of Mumbai.
----------------------	---

EX- OFFICIO MEMBER SECRETARY

Shri Harsh Vaidya	Director General, DTNBWED.
-------------------	-------------------------------



The Governing Body as on 31.03. 2019.

PRESIDENT



SHRI HIRANMAY PANDYA,
CHAIRMAN, DTNBWED,

VICE-PRESIDENTS



MS. ANURADHA PRASAD,
I.D.A.S
Additional Secretary (MOL&E)
Govt. of India



SHRI SUDHAKAR R. APRAJ
General Secretary,
Mumbai Port Trust,
HMS



SHRI K. MANICKAM
Secretary General, CIE,
Employers'
Federation of Southern India

MEMBERS



MS. SIBANI SWAIN, IES
Financial Advisor (L&E)
Govt. of India



SHRI KRISHNA PRATAP SINGH,
General Secretary,
Bharatiya Mazdoor Sangh,
MP



SMT. B. V. VIJAYALAKSHMI,
INTUC
Hydrabad.



Shri JITENDRA GUPTA,
National General Secretary,
Laghu Udyog Bharati,
New Delhi.



PROF. DR. SAURABH AGARWAL,
ASSOCHAM, Professor
of Accounting and Finance
& Dean, (Academics) Indian
Institute of Finance, Noida U.P.



SHRI HARSH VAIDYA,
Director General,
DTNBWED)



SHRI ASHUTOSH AWASTHI,
Labour Commissioner
Representative of
Labour Secretary,
Govt. of Madhya Pradesh,
Bhopal



SHRI NEERABH KUMAR PRASAD,
IAS, Spl. Chief Secretary,
Labour Employment
Training and Factories
Department, Govt. of
Andhra Pradesh, Guntur.

BOARD'S FINANCE SUB COMMITTEE AS ON 31st MARCH, 2018

CHAIRMAN

Shri Hiranmay J. Pandya

Chairman.

MEMBERS

Ms. Anuradha Prasad

Additional Secretary to Union of India,
Ministry of Labour & Employment.

Ms. Sibani Swain

Financial Advisor, Ministry of Labour & Employment,
Govt. of India.

Shri Jagdish Joshi

Vice President,
Bharatiya Mazdoor Sabha.

Prof. Dr. Saurabh Agarwal

ASSOCHAM.

Ms. B.V. Vijayalakshmi

Secretary, AITUC.

Shri Harsh Vaidya

Director General,
DTNBWED.

Meeting of the Finance Committee

The 62nd Meeting of Finance Sub-Committee of the Board held at IIWE, Mumbai on 16.10.2018. The Annual Accounts for the Financial Year 2017-2018 was approved by the Finance Sub- Committee and it was submitted to CAG (Audit).

Finance & Accounts

Grants-in-aid of Rs.79.55 crores inclusive of unspent grant of Rs.4.97 crore of previous year received from Ministry of Labour & Employment, Government of India by the Board for Financial Year 2018-2019. The Board could utilized Rs.76.09 crores.

CONTENTS

Sr. No.	Particulars	Page No.
1	2	
1	Introduction of the Board	1-16
2	Indian Institute of Workers Education	17-21
3	Training Programmes of the Board	22-30
4	Grants-in-Aid	31
5	Other Activities	32-35
6	Significant Programmes by the Board in 2018-19	36-43
7	Training Impact on Participants and Society	44-48
8	Statistical Tables	49-67
9	Audit Certificate	68-81
10	Replies to Separate Audit Report	82-103
11	Balance Sheet	104
12	Income and Expenditure Account	105
13	Schedule 1–25	106-134
14	Receipt and Payment Account	135
15	GPF Receipt and Payment Account	136
16	GPF Income and Expenditure Account	137
17	GPF Balance Sheet	138
18	Statement showing details of Bank Balance in Savings Accounts and Deposit Account	139
19	Details of HBA Deposits	140
20	Details of Donation Deposits	141
21	Details of SGF Deposits	142
22	Statement of GPF Investment (with Schedules)	143
23	Details of CTP – G Accounts Deposits	147
24	Details of TDS refund Deposits	148
25	New Pension Scheme Receipt & Payment Account	149

Chapter – I

INTRODUCTION OF THE BOARD

During the Second - Five Year Plan it was felt by the Planners that democratic society like India requires active and intelligent participation of workers in the affairs of trade unions and economic activities of the country for its speedy socio-economic development. A strong, free, responsible and democratic trade union movement would make significant contribution to the realization of better life for workers. Workers should be trained to play their role effectively for the attainment of socio-economic development of the country. It was envisaged that Workers Education could help in preparing the workers and their trade unions to play their role effectively in the task of nation building. This necessitated the Government of India in the year 1957 to secure an expert advice in formulating “Workers Education Scheme”. The Government of India in collaboration with the Ford Foundation appointed an International Team of Experts to suggest ‘Workers Education Scheme’. The Team of Experts submitted its report in March, 1957. Which was endorsed by the Indian Labour Conference in its 15th session held in July, 1957. The Indian Labour Conference recommended for setting up of a semi-autonomous Board for administering the ‘Workers Education Scheme’. Consequently the Central Board for Workers Education was established on 16th September, 1958 and was registered under the Societies Registration Act XXI of 1860. The Board is tripartite in nature.

Organisational Set-up

The Board has its Headquarters at Nagpur. It operates through a network of 50 Regional Directorates and 7 Sub-Regional Directorates located at various parts of the country. There are six (6) Zonal Directorates at Delhi, Guwahati, Kolkata, Mumbai, Chennai and Bhopal to monitor and supervise the training activities of the Regional Directorates in the respective Zone.

The Board’s activities are carried out at three levels viz. National, Regional and Unit, to conduct various training programmes. The national level programmes are conducted by Board’s Apex Training Institute i.e., Indian Institute of Workers Education (IIWE) established in 1970 at Mumbai.

The primary aim of establishing the Indian Institute of Workers Education is to enable the Board to conduct national level training programmes for achieving its objectives, to develop strong and more responsible trade unions, to promote the growth of democratic process in trade union administration, to equip labour to take its place in a democratic society, to inculcate in them ‘nation first’ approach based on commonality of interests.

The Institute serves as an information centre and offers specialised training programmes for labour leaders Trade Union activist. It also serves as a clearing-house of information for Regional and Sub-Regional Directorates of the Board. It has research wing for developing methods and tools of teaching for workers in the emerging situation. It conducts in-house training programmes.

Board and Governing Body

The Board comprises representatives of Central Govt., Central Organizations of Workers, Central Organizations of Employers, representatives of State Governments and Educational Bodies. The affairs of the Board are managed by Governing Body elected from amongst the members of the Board.

The Board is headed by a part-time non-official Chairman, nominated by the Government of India. Presently Shri Hiranmay J. Pandya is the Chairman of the Board w.e.f. 14/09/2018. The Director is Administrative Head of the Board appointed by ACC. Shri Harsh Vaidya has taken over charge of Director, DTNBWED w.e.f. 19/07/2018.

At the Regional Directorate level, Tripartite Regional Advisory Committees are constituted to review the progress of the scheme, to recommend measures for proper implementation of the programmes and to guide the work of Regional Directorates.

Coverage

The training programmes of the Board cater to the training needs of the workers of organized, unorganized, rural and informal sectors. Supervisory and managerial cadres are also covered through Joint Education Programmes. During 2018-19, 7184 no. of programmes for organized, unorganized, rural and informal sectors were organized and 251682 workers were trained. This includes the programmes and workers trained by the trade unions under the Grants-in-aid scheme of the Board.

Evaluations

The training programme of the Board had been evaluated from time to time since inception of the Board. Further the Board assesses its programmes internally by way of getting feedback from the workers, trade union and employers' organizations. Accordingly training activities are suitably amended, upgraded and implemented.

The impact of the training programmes have been assessed by external agencies like Indian Statistical Institute, Jadavpur / Bombay Labour Institute EDCL, VVGNI, etc. 266 Self Help Groups were formed during 2018-19 which helped in generation of self employment among the members of these Self Help Groups in unorganized sector.

Thrust Areas

The Board's thrust has been on educating Rural, Unorganized Workers Tribal Labour, Construction worker, Child Labour and Women Workers specially under priveleged and deprived sections.

Special Component for North-East Region

Specialised attention is given to the workers in North-East region for the development of the region with nationalist approach. This is covered by four Regional Directorates, Guwahati, Imphal, Tinsukia and Siliguri.

A special package of Rs 1.10 Crore was also sanctioned by Govt. of India to the Board during the year 2018-2019 to undertake the activities in the North-East Region.

Performance of the Board

Training activities in last two years.

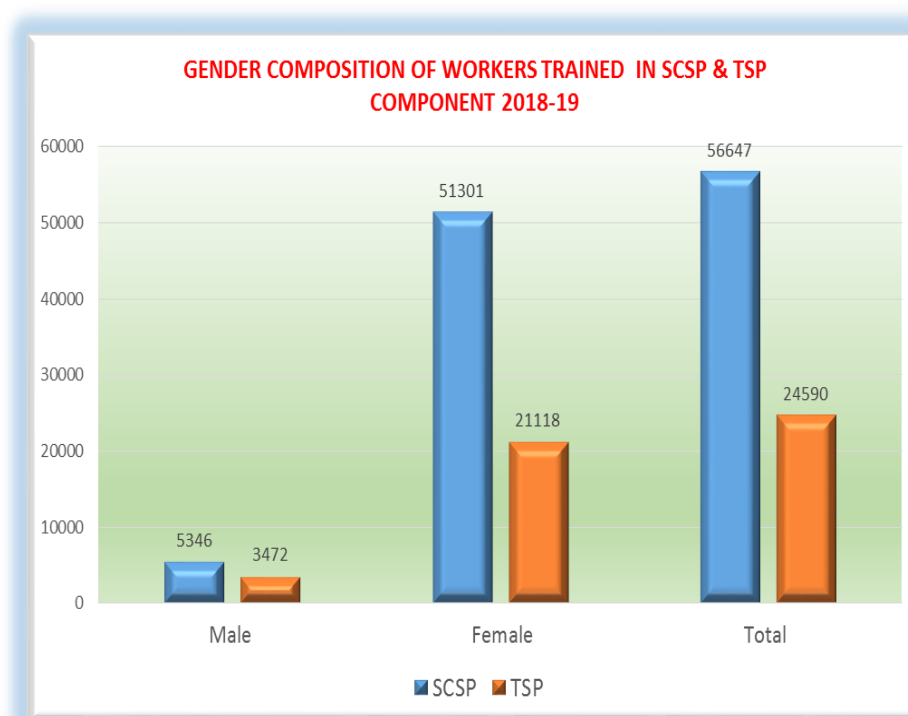
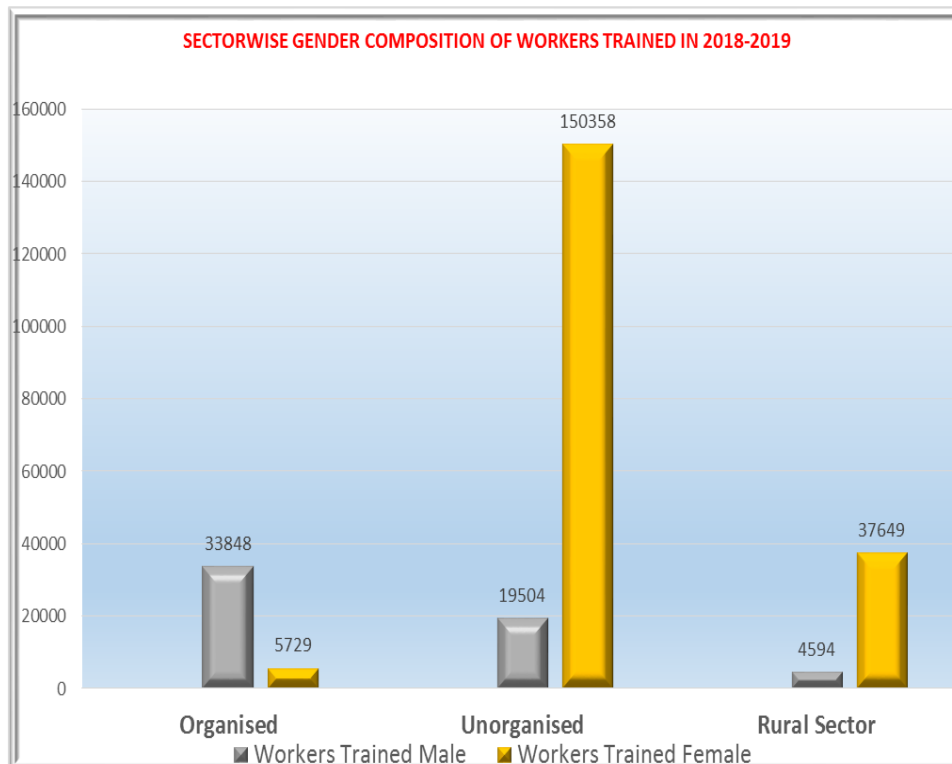
S. No.	Name of the Training Programme	2017-2018		2018-2019	
		No. of Progs.	No. of Participants	No. of Progs	No. of Participants
(1)	(2)	(3)	(4)	(5)	(6)
	NATIONAL LEVEL				
1	Courses for Trade Union activists	29	660	27	557
2	Refresher Courses for Regional Directors/ E.O.s	1	14	-	-
3	Courses for Group C&D Employees of Board	1	34	-	-
4	Trade Union Activists from Jammu & Kashmir	1	25	-	-
	TOTAL	32	733	27	557
	ORGANISED SECTOR				
	NATIONAL LEVEL				
5	Special Programmes for North East Region (5 days)	18	540	5	150
	REGIONAL LEVEL				
6	Training of Trainers (45-days)	-	-	1	24
7	Personality Development Programmes (21 days)	13	302	9	233
8	Refresher Courses for Trainers (5-days)	-	-	-	-
9	Need Based Seminars (2-days)	219	5362	146	3525
10	Self Generation of Fund Programmes (1/2/3-days)	590	11882	516	10007
11	Programmes on Workers Participation in Management (3 days)	23	612	17	415
12	Joint Educational Programmes (1 day)	788	20414	716	18261
13	Need Based Seminar (1 day) /(5 day)	14	351	-	-
14	Joint Educational Programme (3 days)	6	118	2	35
	TOTAL	1671	39581	1412	32650

	UNIT LEVEL				
15	Part Time/Full Time Unit Level Classes at plant	23	563	22	562
16	Joint Education Programmes (2-days)	211	5380	132	3262
17	Quality of Life Programmes (2-days) workers & spouses	19	674	11	366
18	Plant Level Programmes (1-Day) (retraining)	161	4691	110	2617
	TOTAL	414	11308	275	6807
	UNORGANISED SECTOR				
19	Empowerment Programmes for Unorganized / Weaker Sections Workers (4 days)	191	7328	113	4415
20	Quality of Life Programmes (4-days) workers & spouses	42	1610	29	1100
21	Quality of Life Programmes (2-days) workers & spouses	68	2624	45	1742
22	Retraining Programmes (1 day)	185	10017	103	5557
23	State Level Programmes for Skill Development in North East Region (3 days)	53	1548	45	1350
24	Personality Development Programmes (10 days)	-	-	4	120
25	Programmes for Stone Quarry Workers (2 days)	1	40	2	80
26	Prog. for Unorganized Sector Workers (2-days)	660	24788	587	22303
27	Programmes for Women Workers (2-days)	435	16094	403	15344
28	Prog. for Parents of Child Labour (2-days)	206	7802	198	7746
29	Prog. for Child Labour (2-days)	8	249	-	-
30	Prog for SC/ST workers 2 days	379	14013	256	9571
31	Programmes for SCSP/TSP Workers (2-days)	2880	106140	2173	81357
32	Prog. on Labour Welfare and Development (2-days)	428	15942	424	16062
33	Programmes for Panchayati Raj Functionaries (2 days)	28	952	14	525
34	Programmes for Panchayati Raj for North East Region (3 days)	9	248	18	523
35	Programmes on Construction Workers (2 days)	1	40	-	-
36	Innovative prog. (1 day)	6	279	21	2187
	TOTAL	5580	209714	4435	169982
	RURAL SECTOR				
37	Rural Awareness Camps (2 days)	797	30010	689	26450
38	Empowerment Programmes for Rural Workers (4-days)	73	2780	40	1573
39	Retraining Programmes (1-day)	151	7719	91	4872
40	MGNREGA Village Level Programmes	280	10510	238	9188
41	MGNREGA Block Level Programmes	2	90	-	-
42	Grants-in-aid Programmes	-	-	-	-
43	Self Reliance camp 4 days	-	-	4	160
	TOTAL	1303	51109	1062	42243
	GRAND TOTAL	9000	312445	7211	252239

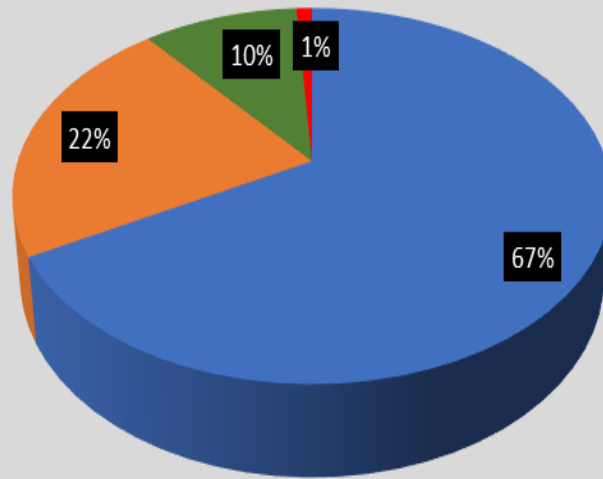
State/ Regional Directorates wise Prgress of Board's Activities
April 2018 to March 2019

State/Centre (no. of EO)	No of Workers Trained				Programme under Self Generation of Fund Collected Amount earned
	Organised	Unorganised	Rural	Total	
ANDHRA PRADESH (3)	738	8088	1515	10261	Rs.2,92,000
VIJAYWADA (2)	468	3831	1000	5299	
VISAKHAPATNAM (1)	270	4177	515	4962	
ASSAM (3)	158	5220	1343	6721	
GUWAHATI Meghalay & Miz. (1)	-	2361	463	2824	
TINSUKIA Arunachal Prad. (2)	158	2859	880	3897	
BIHAR (2)	210	3129	895	4234	Rs.80,000
MUZAFFARPUR (2)	210	3129	895	4234	
CHHATTISGARH (2)	1072	2790	1525	5387	Rs. 3,24,000
RAIPUR (2)	1072	2790	1525	5387	
DELHI (3)	225	1652	350	2227	Rs. 48,000
DELHI (3)	225	1652	350	2227	
GOA (2)	426	2430	984	3840	Rs.72,000
GOA (2)	426	2430	984	3840	
GUJARAT (6)	1607	7400	1623	10630	Rs.3,28,000
AHMEDABAD (3)	338	3342	452	4132	
BARODA (2)	901	1552	471	2924	
RAJKOT (1)	368	2506	700	3574	
HARAYANA (3)	2249	4135	1029	7413	Rs.6,60,000
FARIDABAD (3)	2249	4135	1029	7413	
HIMACHAL PRADESH (1)	548	1820	239	2607	Rs.48,000
PARWANOO (1)	548	1820	239	2607	
JAMMU & KASHMIR (1)	170	4265	706	5141	
JAMMU (1)	170	4265	706	5141	
JHARKHAND (6)	3560	10224	1975	15759	Rs. 5,06,000
DHANBAD (2)	680	3570	788	5038	
JAMSHEDPUR (3)	2486	3861	878	7225	
RANCHI (1)	394	2793	309	3496	
KARNATAKA (7)	2980	7531	2414	12925	Rs. 2,96,000
BANGALORE (4)	1439	2953	982	5374	
HUBLI (1)	1190	2127	937	4254	
MANGALORE (2)	351	2451	495	3297	
KERALA (5)	3013	10461	1728	15202	Rs.624000
COCHIN (3)	1387	6681	1046	9114	
KOZHIKODE (2)	1626	3780	682	6088	

MADHYA PRADESH (10)	3017	15241	2851	21109	Rs.624000
BHOPAL (4)	584	3476	240	4300	
GWALIOR (1)	471	3936	1002	5409	
INDORE (2)	330	3676	1094	5100	
JABALPUR (3)	1632	4153	515	6300	
MAHARASHTRA (10)	3347	13362	3603	20312	Rs.5,52,000
MUMBAI (2)	308	3131	414	3853	
NAGPUR (3)	802	3403	1086	5291	
PUNE (3)	687	2308	778	3773	
NASIK (2)	1550	4520	1325	7395	
MANIPUR (3)	534	3150	784	4468	Rs.80,000
IMPHAL incl. Tripura	534	3150	784	4468	
ORISSA (8)	1929	9211	2462	13602	Rs.6,70,000
BERHAMPUR (2)	368	2512	847	3727	
BHUBANESHWAR (4)	748	3198	1096	5042	
ROURKELA (2)	813	3501	519	4833	
PUNJAB (1)	880	2074	557	3511	Rs.1,80,000
CHANDIGARH (1)	880	2074	557	3511	
RAJASTHAN (4)	1175	7472	1534	10181	Rs.1,92,000
JAIPUR (2)	550	3988	774	5312	
UDAIPUR (2)	625	3484	760	4869	
TAMIL NADU (13)	3849	14013	3423	21285	Rs.2,12,000
CHENNAI (5)	1614	4058	960	6632	
COIMBATORE (4)	618	5886	1480	7984	
MADURAI (4)	1617	4069	983	6669	
TELANGANA (3)	775	4614	1001	6390	Rs.2,12,000
HYDERABAD (3)	775	4614	1001	6390	
UTTAR PRADESH (14)	5232	19013	5597	29842	Rs.7,16,000
ALLAHABAD (3)	927	4450	1315	6692	
BAREILLY (2)	823	3322	998	5143	
GHAZIABAD (3)	560	3083	1008	4651	
GORAKHPUR (3)	1347	3546	980	5873	
KANPUR (3)	1575	4612	1296	7483	
WEST BENGAL (10)	1883	12807	3945	18635	Rs.4,60,000
ASANSOL (2)	201	2422	747	3370	
BARRACKPORE (2)	329	2864	628	3821	
KOLKATA (4)	1098	3627	1327	6052	
SILIGURI SIKKIM (2)	255	3894	1243	5392	
Grand Total (120)	39577	170022	42083	251682	Rs.71,76,000

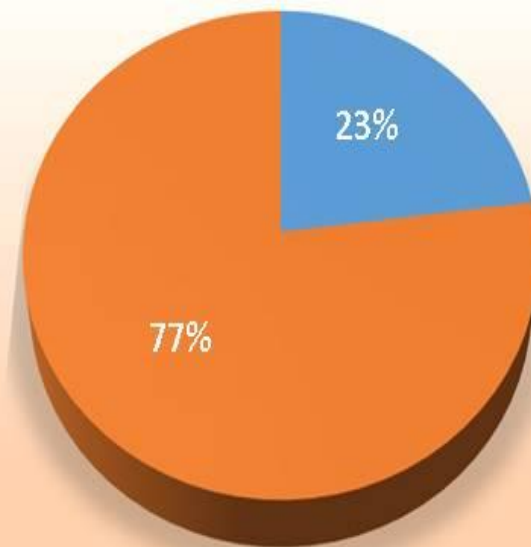


Workers Trained in General, Scheduled Caste Subplan, Tribal Subplan & North East Component in 2018-19



■ General (All Category Workers) ■ SCSP ■ TSP ■ NE Special Programmes only

GENDER COMPOSITION OF TOTAL WORKERS TRAINED IN 2018-19



■ Male ■ Female

VVIPs Presence in Board's Training Activities



**Shri Santosh Kumar Gangwar, Hon'ble Minister of State Labour & Employment
(Independent Charge).**





Shri Santosh Kumar Gangwar, Hon'ble Minister of State Labour & Employment (Independent Charge) addressing the participants of Unorganised sector. Training programme at Bareilly on 16th September, 2018.





Hon'ble Minister lighting the lamp to inaugurate the training programme.

GOVERNING BODY MEETING



Discourse in 173rd Governing Body Meeting at Mumbai on 16th October, 2018 in presence of Shri Hiranmay J. Pandya Hon'ble Chairman, Ms. Anuradha Prasad, Additional Secretary, Ms. Sibani Swain, Financial Advisor, Ministry of Labour and Employment, Govt. of India and Shri Harsh Vaidya, Director General.



Discourse 62nd Finance Sub-Committee Meeting on 16th October, 2018 at Mumbai.



Approval accorded to Annual Accounts for the financial year 2018-19 at Finance Sub-Committee Meeting held at New Delhi on 15.11.2019.

Manpower Matrix of the Board as on 31/03/2019

Head Office, Nagpur	No.
Director General	1
Additional Director	-
Financial Adviser	-
Dy. Directors	-
Regional Directors	2
Assistant Director (OL)	1
Education Officers	2
Accounts Officer	-
Assistant Directors	2
Sr. Hindi Translator	1
Accountants	2
Jr. Hindi Translator	1
Stenographers	4
Statistical Assistant	1
Technical Assistant	1
Sr. Clerks	7
Jr. Artist	1
U D Cs	9
LDCs	1
Hindi Typist	1
Drivers	2
MTS(Peon)	9
Total	48

IIWE, Mumbai	No.
Dy. Director (Trg.)	-
TO	1
RO	-
Librarian	1
Library Assistant	1
Stenographers	2
Sr. Clerk	2
UDC	-
LDC	-
Care Taker	1
Driver	-
MTS (Peon)	4
Total	12

Sr. No.	Regional Directorate	ZD/RD	EO	Accountant	Steno	Sr. Clerk	UDC	LDC	Driver	MTS Peon / Chowkidar	Total Strength	Building status (Owned/ rented)
1	Zonal Office, Mumbai	-	-	1	1	-	-	1	-	1	4	Owned
2	Ahmedabad	-	3	-	-	1	-	-	-	1	5	Owned
3	Goa	-	2	-	-	-	1	1	-	1	5	Rent – Rs.37500/- p.m.
4	Mumbai	-	2	-	-	1	1	1	-	1	6	Owned
5	Pune, SRC Kolhapur	-	3	-	1	1	-	1	-	1	7	Rent- Rs. 56456/- p.m.
6	Rajkot	-	1	-	-	-	-	1	-	2	4	Rent- Rs. 34,810/- p.m.
7	Nashik	-	2	-	1	1	-	-	-	1	5	Rent- Rs. 54,360/- p.m.
8	Vadodara	-	2	-	1	-	1	-	1	1	6	Rent- Rs.21,530/- p.m.
Total		-	15	1	4	4	3	5	1	9	42	-

Sr. No.	Regional Directorate	ZD/RD	EO	Accountant	Steno	Sr. Clerk	UDC	LDC	Driver	MTS Peon / Chowkidar	Total Strength	Building status (Owned / rented)
1	ZD (CZ), Bhopal	-	-	-	-	1	-	1	-	-	2	Rent - Free
2	Bhopal	-	4	-	-	-	1	2	-	-	7	Rent- Free
3	Gwalior	1	1	-	1	-	1	1	-	-	5	Rent – Rs.24750/- p.m.
4	Indore	-	2	-	-	-	1	-	-	2	5	Rent – Rs.10000/- p.m.
5	Jabalpur	-	3	-	-	-	2	-	-	-	5	Rent – Rs.23625/- p.m.
6	Jaipur	1	2	-	1	-	1	1	-	1	7	Rent – Rs.14356/- p.m.
7	Nagpur	1	3	-	1	1	1	-	1	2	10	-Owned-
8	Raipur	-	2	-	-	1	-	2	-	-	5	Rent – Rs.29193/- p.m.
9	Udaipur	1	2	-	-	-	1	1	-	1	6	Rent – Rs.25144/- p.m.
Total		4	19	-	3	3	8	8	1	6	52	

Sr. No.	Zonal/Regional Directorate	ZD/ RD	EO	Accountant	Steno	Sr. Clerk	UDC	LDC	Driver	MTS/ Peon/Chowkidar	Total Strength	Building status (Own/ Rented)
1	Zonal Directorate Guwahati	-	-	-	01 (Gr-I)	-	-	1	-	-	2	
2	Guwahati	1	1	-	1	1	-	-	-	2	6	Own
3	Tinsukia	1	2	-	1	-	1	-	-	2	7	Free Govt. Accommodation
4	Imphal	1	3	-	1	1	1	-	1	01 (MTS)	9	Govt. Building Rent- Rs. 4000/- p.m.
5	Siliguri	-	2	-	1	-	1	1	-	01 (MTS) & 01 (Chowkidar)	7	Rent-Rs. 27,877/- p.m.
Total		3	8	-	5	2	3	2	1	7	31	

Sr. No.	Regional Directorate	ZD/ RD	EO	Accountant	Steno	Sr. Clerk	UDC	LDC	Driver	MTS (Peon/ Chowkidar)	Total Strength	Building Status Own/Rent
1	Zonal Office (EZ) - Kolkata	-	-	1	1	1	-	1	1	1(Peon)	5	Own
2	Asansol	-	2	-	-	1	1	1	-	2(Peon)	7	Rent Rs. 18000/-p.m.
3	Barrackpore	1	2	-	-	-	1	1	-	1(Peon)	6	Own
4	Berhampur	-	2	-	-	-	1	1	-	-	4	RentRs.22986/- p.m.
5	Bhubaneswar	-	4	-	1	-	-	-	-	-	5	Rent Rs.37964/-p.m.
6	Dhanbad	-	2	-	-	1	2	1	-	1(Peon)	7	Rent Rs.15481/- p.m.
7	Jamshedpur	-	3	-	-	-	2	-	-	1(Peon)	6	Gift by TATA
8	Kolkata	1	4	-	1	1	-	1	-	2(Peon)+ 1(Chow.)	11	Own
9	Muzaffarpur	-	2	-	-	-	2	-	-	1(Peon)	5	Rent - Rs.28452/- p.m.
10	Ranchi	-	1	-	1	-	1	-	-	1(Peon)	4	Rent – Rs.30857/- p.m.
11	Rourkela	1	2	-	1	1	1	-	-	1(Peon)	7	Rent – Rs. 17244/- p.m.
Total		3	24	1	5	5	11	6	1	12	65	

Sr.No.	Name of ZD / Regional Directorate	ZD/ RD	EO	Accountant	Steno	Sr. Clerk	UDC	LDC	Driver	MTS Peon/ Chowkidar	Total Strength	Building status (Owned/ rented)
1	Zonal Office (SZ) - Chennai	-	-	1	-	-	3	-	-	1	5	Own
2	Chennai	1	5	-	1	-	2	-	-	2	11	Own
3	Madurai	-	4	-	-	-	1	-	-	1	6	Rent – Rs.27900/- p.m.
4	Coimbatore	1	4	-	-	-	2	1	1	-	9	Rent – Rs.25000/-p.m.
5	Hyderabad	1	3	-	-	-	2	1	-	1	8	Rent – Rs.76196/- p.m.
6	Vijayawada	-	2	-	1	-	-	-	-	1	4	Rent – Rs.67968/-p.m.
7	Visakhapatnam	-	1	-	-	1	2	-	-	-	4	Rent – Rs.33243/- p.m.
8	Bangalore	1	4	-	-	-	1	-	-	1	7	Rent – Rs.75000/- p.m.
9	Hubli	1	1	-	-	-	1	-	-	1	4	Rent – Rs.28788/- p.m.
10	Mangalore	1	2	-	-	-	1	-	-	1	5	Rent – Rs.3000/-p.m.
11	Cochin	1	3	-	1	-	2	-	-	1	8	Rent – Rs.25420/- p.m.
12	Kozhikode	-	2	-	1	-	1	-	-	2	6	CGO
	Total	7	31	1	4	1	18	2	1	12	78	

Sr.No.	Name of ZD / Regional Directorate	ZD/RD	EO	Accountant	Steno	Sr. Clerk	UDC	LDC	Driver	MTS Peon/ Chowkidar	Total Strength	Building status (Owned/ rented)
1	Zonal Office (NZ) - Delhi	-	-	-	1 Min.	-	2	-	1	1	5	Owned
2	Allahabad	1	3	-	1	1	-	2	-	2	10	Rent- Rs. 39000/-p.m.
3	Bareilly	1	2	-	-	1	-	1	-	2	7	Rent- Rs.36171/- p.m.
4	Chandigarh	-	1	-	1	1	1	1	1	2	8	Rent- Rs. 52000/-p.m.
5	Delhi	1	3	-	-	-	1-UDC 2-Min.	-	-	3-MTS 1- Chairman Office	11	Free Accommodation Min.
6	Faridabad	1	3	--	1	--	1	--	--	1	7	Rent- Rs. 43824/-p.m.
7	Gorakhpur	-	3	-	-	1	-	-	-	2	6	Rent-Rs. 27000/-p.m.
8	Ghaziabad	1	3	-	-	1	1	-	-	2	8	Rent- Rs. 38,000/-p.m.
9	Kanpur	1	3	-	1	1	2	-	-	1	9	Rent Rs. 34425/-
10	Jammu	-	1	-	1	-	1	-	-	1	4	Rent- Rs. 23000/-p.m.
11	Parwanoo	1	1	-	1	-	1	-	-	2	6	Rent- Rs. 27029/-p.m.
	Total	7	23	-	7	7	12	4	2	20	81	

Chapter - II

INDIAN INSTITUTE OF WORKERS EDUCATION

The Indian Institute of Workers Education (IIWE), Mumbai was established in the year 1970 by the DattopantThengadi National Board for Workers Education and Development (Erstwhile Central Board for Workers Education). The IIWE, being the apex training institute, organizes a variety of training programmes such as in-house training programmes for Board's Officials, specialized courses and seminars for the representatives of Central Trade Union Organizations/ Federations and their affiliated Associations working in the field.

The activities of the Institute are directed by the Managing Committee constituted for the purpose by the Governing Body of the Board. The Managing Committee consisted of the following Members:

MANAGING COMMITTEE, INDIAN INSTITUTE OF WORKERS EDUCATION, MUMBAI AS ON 31.03.2019

CHAIRMAN

Shri Hiranmay J.Pandya	Chairman.
------------------------	-----------

VICE – CHAIRMAN

Shri Krishna Pratap Singh	Secretary, Bhartiya Mazdoor Sangh.
---------------------------	------------------------------------

Shri Sattish Ghogre	Chairman, CII Western Region, Sub Committee on IR & Senior Vice President, Mahendra & Mahendra, Confederation of Indian Industry, Indian Habitat Centre, New Delhi.
---------------------	---

MEMBERS

Ms. Anuradha Prasad	Additional Secretary, Ministry of Labour & Employment, Govt. of India.
---------------------	---

Ms. Sibani Swain	Financial Advisor, Ministry of Labour & Employment, Govt. of India.
------------------	--

Director General	National Literacy Mission, Ministry of Human Resource Development, Government of India.
------------------	---

Shri M. L. Sharma	Chairman, AIMO, Delhi State Board.
-------------------	---------------------------------------

Shri Sudhakar R. Apraj	General Secretary, Mumbai Port Trust, Dock & General Employees Union, Mumbai .
------------------------	---

Dr. T. Indrasena Reddy	Workers Education, Hyderabad.
------------------------	-------------------------------

Shri Jagdish Joshi	Vice President, BMS Adult Education
--------------------	--

Dr. M. M. Rehman Shri Harsh Vaidya	Research Scholar Director General, DTNBWED
---------------------------------------	---

Ex. Officio Member Secretary

Shri Vishwa Prakash	Dy. Director (Trg.) I/c, IIWE, Mumbai
---------------------	---------------------------------------

During the year 2018–19, the Institute conducted 27 training programmes as well as activists of Central Trade Union Organizations, National Federations and Management representatives.

Duration, number of participants, classification of training programmes, theme, etc. are given in the following table:

Sr. No.	Name of the Programme	Theme	Duration	Sex-wise Distribution		Total
				Male	Female	
1.	Activists of AITUC	Challenges before Trade Union	14.5.2018-18.5.2018	18	13	31
2.	Activists of HMS	Basic of Computer	04.06.2018-08.06.2018	14	02	16
3.	Activists of NLO	Capacity Building	25.6.2018-29.6.2018	04	-	04
4.	Activists of SEWA	Women Empowerment	02.7.2018-06.7.2018	01	30	31
5	Activists of AITUC	Skills for developing Effective Leadership	16.7.2018-20.7.2018	35	02	37
6.	Activists of HMS	IT in Trade Union (Net, Web & Data Analysis)	06.08.2018-10.08.2018	23	-	23
7.	Women Activists of INTUC	Women Empowerment	27.08.2018-31.08.2018	-	14	14
8.	Activists of INTUC Mine Workers Federation	Leadership Development	03.09.2018-07.09.2018	29	-	29
9.	Activists of Rajasthan Anushakti Pariyojna Karmachari Sangh (INTUC)	National Integration and Trade Union	17.09.2018-19.09.2018	22	-	22
10.	Activists of INTUC Transport Workers Federation	Role of Trade Union in Transport Industry	24.09.2018-28.09.2018	19	07	26
11.	Activists of HMS	Digitalization & Social Media	08.10.2018-12.10.2018	22	01	23
12.	Activists of BMS	Leadership Development	22.10.2018-26.10.2018	12	-	12
13.	Activists of BMS Construction Workers	Promoting Descent Work in Construction Industry	29.10.2018-02.11.2018	15	09	24
14.	Activists of INTUC Mine Workers Federation	Upgradation of Skills & Updating knowledge of Young Generation	12.11.2018-16.11.2018	22	-	22
15.	Activists of BKSM	Role of Trade Union in National Economic Development	19.11.2018-20.11.2018	31	-	31
16.	Activists of HMS	Workers Right violation at work place & Role of RTI	26.11.2018-30.11.2018	12	-	12
17.	Activists of BMS Vastra Udyog & Plantation Workers	Welfare Provision in Labour Laws for Textile & Plantation Workers	03.12.2018-07.12.2018	06	-	06
18.	Activists of ICL	Trade Union Leadership	10.12.2018-14.12.2018	22	05	27
19.	Activists of BMS	Environment Awareness – Munch	26.12.2018-28.12.2018	22	01	23
20.	Activists of INTUC	Organise the	31.12.2018-	20	01	21

Sr. No.	Name of the Programme	Theme	Duration	Sex-wise Distribution		Total
				Male	Female	
	Rural Labour Federation	Unorganised	04.01.2019			
21.	Activists of HMS	Sustainable Development Goals with spl. Ref. to Gender Equality, Migrant Workers, Domestic Workers, Scheme Workers & Skill Development	07.01.2019-11.01.2019	05	02	07
22.	Activists of BMS Khadan & Ispat Workers	Social Security for Workers in Unorganised Sector	28.01.2019-01.02.2019	09	-	09
23.	Activists of INTUC Cement Workers Federation	Promoting Decent Work in the Construction Industry	04.02.2019-08.02.2019	21	04	25
24.	Activists of Different Trade Unions	Emerging Challenges before Trade Unions	11.02.2019-15.02.2019	22	02	24
25.	Activists of TUCC`	Challenges before Trade Union in Changing Scenario	18.02.2019-22.02.2019	10	01	11
26.	Activists of BMS Anganwadi Workers	Welfare Provisions for Anganwadi Workers	04.03.2019-08.03.2019	-	26	26
27.	Activists of ICL	Social Security & Welfare Scheme	11.03.2019-15.03.2019	17	04	21
Total			27 Progs.	433	124	557

Central Trade Union wise distribution of participants at IIWE.

Sr. No.	Name of Organisation	No. of Programme	Gender wise Distribution		
			Male	Female	Total
1.	AITUC	02	53	15	68
2.	INTUC	07	133	26	159
3.	H.M.S.	05	76	05	81
4.	BMS	06	64	36	100
5.	B.K.S.M.	01	31	-	31
6.	Indian Confederation of Labour (ICL)	02	39	09	48
7.	SEWA (Self Employed Womens' Association)	01	01	30	31
8.	NLO	01	04	-	04
9.	TUCC	01	10	01	11
10.	Mix group	01	22	02	24
Total		27	433	124	557

Union Position wise Distribution of participants at IIWE Training Programme.

Sr. No.	Position	Male	Female	Total
1.	President	16	03	19
2.	Dist. President	06	01	07
3.	Zonal President	01	-	01
4.	Working President	03	01	04
5.	Vice President	24	08	32
6.	State President	11	04	15
7.	Unit President	01	-	01
8.	Dist. President	02	01	03
9.	Secretary	59	16	75
10.	Dist. Secretary	-	2	02
11.	Branch Secretary	1	-	01
12.	State Secretary	10	03	13
13.	Jt. General Secretary	02	-	02
14.	Publicity Consultant	01	-	01
15.	Addl. General Secretary	01	-	01
16.	Tech. Secretary	01	-	01
17.	National Secretary	01	-	01
18.	Office Secretary	01	-	01
19.	Admn. President	01	-	01
20.	Regional Secretary	02	01	03
21.	Jt. Secretary	18	02	20
22.	Organising Secretary	02	01	03
23.	State Ladies Secretary	-	01	01
24.	Asstt. Secretary	05	04	09

Sr. No.	Position	Male	Female	Total
25.	Office President	01	-	01
26.	Area President	02	-	02
27.	Unit Secretary	02	-	02
28.	Unit Leader	01	-	01
29.	Circle Secretary	-	01	01
30.	Chief Secretary	01	-	01
31.	Treasurer	13	03	16
32.	Working Comm. Members	06	04	10
33.	Exe. Comm. Members	17	09	26
34.	Members	169	49	218
35.	General Secretary	32	06	38
36.	Office Secretary	01	-	01
37.	Leader	01	01	02
38.	Zonal Treasurer	01	-	01
39.	Addl. Jt. Secretary	01	-	01
40.	Branch Vice President	01	-	01
41.	Adviser	01	-	01
42.	State Jt. Secretary	03	-	03
43.	Accountant	02	-	02
44.	Inspector	02	-	02
45.	Organizer	03	01	04
46.	Cashier	01	-	01
47.	Branch Treasurer	01	02	03
48.	Office Bearer	02	-	02
	Total	433	124	557

State wise Distribution of the Participants in 2018-19 at IIWE Training Programme.

Sr.No.	Name of State	Male	Female	Total
1.	Andhra Pradesh	15	03	18
2.	Assam	08	07	15
3.	Bihar	09	02	11
4.	Chattisgarh	08	-	08
5.	Goa	02	01	03
6.	Gujarat	31	06	37
7.	Haryana	13	-	13
8.	Himachal Pradesh	02	02	04
9.	Jammu & Kashmir	24	02	26
10.	Jharkhand	14	03	17
11.	Karnataka	13	04	17
12.	Kerala	07	-	07
13.	Manipur	-	02	02
14.	Madhya Pradesh (M.P.)	49	18	67
15.	Maharashtra	103	42	145
16.	Orissa	05	02	07
17.	Punjab	11	03	14
18.	Rajasthan	16	05	21
19.	Tamil Nadu	23	03	26
20.	Telangana	17	05	22
21.	Uttarakhand	05	02	07
22.	Uttar Pradesh	40	06	46
23.	West Bengal	18	06	24
	Total	433	124	557

Utilization of IIWE Library & documents Centre.

Library and Documentation Centre, provides Reference services, Selective Dissemination of Information (SDI) Services and Current Awareness Services (CAS) to users on latest labour and allied topics.

Sr. No	Library Activity	April 2018 - March 2019
1	Number of library users	588
2	Documents issued and referred	5592
3	Selective Dissemination of Information (SDI) services to the users	61 users (on 135 topics)
4	Total number of library books available	14881
5	Selective Dissemination of Information (SDI) services during Library Assignments / Group Discussions to participants of Training Programme.	451 participants (on 106 topics)
6	Publication – Facts For You (Monthly) & distributed	12 issues
7	Current Awareness Services (CAS) - Displays	19
8	Total number of Ph. D scholars taken services from Library for Doctoral Thesis.	38

Major Achievemnt

1. IIWE celebrated 'International Women's Day' on 8th March 2019. President's 'Nari Shakti' award winner, Smt. Urmilatai Apte was the chief guest to grace the occasion. Smt. Geetatai Gokhale, senior national level leader, BMS was also present to mark the occasion.
2. Shri Praveen Rao, Coordinator , Industry All Global Union, Asia Pacific Region visited Library to collect information and DTNBWED's publictation.



Chapter - III

TRAINING PROGRAMMES OF THE BOARD

S. No.	COURSE TITLE	TARGET GROUP	BROAD OUTLINE OF SUBJECTS COVERED	EXPECTED OUTCOME
A	ORGANISED SECTOR			
1	Training of Trainers (45 days)	Workers are from industries, Public sector, private sector etc. these participants are of T.U./ industries released by management of the industries	<p>1.Aims & objectives of DTNBWED, the course focus on developing training presentation skills and to provide necessary knowledge inputs.</p> <p>2.Developing positive attitude, self development and second line leadership.</p> <p>3.Creating awareness among the participants about the latest developments in industrial scenario.</p> <p>4.Developing the personality of a person in all aspects viz. socio / psychological / behavioural etc.</p> <p>5.Inculcating a sense of responsibility and make them realize their duties and inherent potentials.</p>	<p>The main aim of the course is to develop in-house trainers in organizations so that they can in turn take over their responsibilities of training their co-workers.</p> <p>More stress is laid in developing their training and educating skills. To enable course participants to conducts ULCs effectively in their units.</p>
2	Personality Development Programme/Capacity Building Prog.(21days)	Workers are from industries, Public sector, private sector etc. these participants are of T.U./ industries released by management of the industries	<p>The course focus should be on developing all round personality and leadership skills among the participants.</p> <p>developing positive attitude, self development and second line leadership.</p> <p>3.Creating awareness among the participants about the latest developments in industrial scenario.</p> <p>4.Developing the personality of a person in all aspects viz. socio / psychological / behavioural etc.</p> <p>5.Inculcating a sense of responsibility and</p>	Total Employee Involvement and thereby create a conducive atmosphere for improving productivity, quality in products and services.

S. No.	COURSE TITLE	TARGET GROUP	BROAD OUTLINE OF SUBJECTS COVERED	EXPECTED OUTCOME
			make them realize their duties and inherent potentials.	
3	Refresher Course for Worker Trainer (1 week)	Only those trainers who have conducted at least one ULC in the preceding 3 years in their respective units.	To equip, refresh and update workers trainers with current knowledge and new training techniques.	This can be achieved only through continuous training, which our vast workforce is not easily accessible to
4	Self Generation of Funds Programme (1/2/3 days)	Any industry/ organization/ agency willing to take the Board services on payment of fees.	<p>The management of attitudes, habits, ways of thinking, expectations and values require a managerial excellence. In the perspective to unearth the potentials within, the DTNBWED has introduced a special programme of 1/2/3 days duration for which a nominal fee.</p> <p>In this society performance is based on knowledge and intelligence. The intellectual labour will naturally aspire for intrinsic motivation from management so that their high level needs can be actualized. The excellence in this sector will depend on the self-awareness about one's own feeling, understanding of relationship, development of competence.</p>	<p>The trends indicating the way our society appears to be going in the next couple of decades are emergence of knowledge society, emergence of socially concerned humanistic society.</p> <p>DTNBWED has introduced a special programme of 1/2/3 days duration for which a nominal fee is charged while all the other programmes of DTNBWED are offered free of cost.</p>
5	Need Based Seminar (2 days) / Need Based Special Course (Part -Time 1 week)	Any industry/organization/agency willing to take Board's services as per their needs.	Depending upon the needs identified by the Management / Trade Unions, The Board conducts 2 days "Need based seminars" to provide in-depth and updated knowledge on topics of importance to Trade Unions and Managements.	The objective of the programme is to impart training in line with the needs identified by the management / Trade Unions. This has facilitated the workers to play a positive and effective role in the socio-

S. No.	COURSE TITLE	TARGET GROUP	BROAD OUTLINE OF SUBJECTS COVERED	EXPECTED OUTCOME
				economic changes that are taking place to boost up the Productivity and to enable them to participate effectively in the decision making process.
6	Joint Educational Programme (1/2/3day)	Any management and/ or Trade Unions willing to take Board's services.	<p>To promote participative culture and conducive work environment. The underlying objective of the programme is to make both the Workers and Management respect the sentiments of each other and make them realize that both are like the two wheels of the chariot.</p> <p>Only if their thinking and working synchronize, will the chariot (growth & prosperity of the Organization) move towards progress. The growth of one is interdependent on the growth of the other.</p>	<p>This programme aims at making the workers realize their duties and responsibilities towards their work & organization and convince the management about the rights of the workers, thereby creating a conducive atmosphere.</p> <p>Total Employee Involvement and thereby create a conducive atmosphere for improving productivity, quality in products and services.</p>
7	Workers Participation in Management (3 days)		Subjects like scope, methods and functions of workers participation in managements in strengthening participative management culture, total quality management, work culture, etc. are taught. For these programmes, separate funds are received annually from the Industrial Relation division of the MOL&E.	These programmes are held to create an atmosphere wherein workers and management feel closure to each other and work in unison for the development of the organization.
8	Part Time Unit Level Classes/ Full Time Unit Level Classes	Under the three-tier system, Education officers are selected and undergo a 6 months extensive training on a gambit of topics. They constitute the first tier of the system. On their successful completion of the training	DTNBWED has designed a three-tier system of training to make workers education accessible to all workers. Education has become inevitable in this fast changing knowledge	The classes are conducted by the Worker Trainer on a FULL TIME basis or on a PART TIME basis as per the needs of the

S. No.	COURSE TITLE	TARGET GROUP	BROAD OUTLINE OF SUBJECTS COVERED	EXPECTED OUTCOME
		they impart training to worker trainers who constitute the second tier of the system. The Unit Level Class is the third stage where the trained worker trainers impart education to their Co-workers in the respective organization.	era. Today every worker needs to be made aware and updated of these changes. This can be achieved only through continuous training, which our vast workforce is not easily accessible to.	organization. In the part time programme, the classes are conducted for 45 days at their respective organizations. These Classes are conducted for 1 hour daily. This ULC is conducted under the supervision and guidance of the Education Officers of the respective Regional Directorates of DTNWED. He inspects the classes as and when required to help worker trainers and monitors the activity.
9	Programme for Trained Workers at Plant Level (1 day)	Any industry /organization where workers trainers are present.	As per need of target group and prescribed syllabus. The Board conducts 1 day "Plant Level Seminar" for the workers / middle level managers / trade union functionaries as sought for by the management on need basis. This programme is charted out after a mutual discussion with the management and identifying the pressing need. It is a single point programme wherein the topic, group discussion / debate, exercises revolves around the single identified need of the organization. It is also known among the clientele group as a trouble shooting exercise and is highly sought after.	This has facilitated the workers to play a positive and effective role in the socio-economic changes that are taking place to boost up the Productivity and to enable them to participate effectively in the decision making process.
10	FALC	Any industry/organization where worker trainers are present.	As per need of the target group and prescribed syllabus. As per	
	Mining			

S. No.	COURSE TITLE	TARGET GROUP	BROAD OUTLINE OF SUBJECTS COVERED	EXPECTED OUTCOME
	Plantation		management and trade union convenience.	
	Others			
11	Special Programme Quality of Life for workers and their spouses (2/4 days Organised Sector)	This programme is for couples- i.e. employee with hi/her spouse. The same couple should attend the programme from beginning till end.	<p>To enhance the quality of life of participants.</p> <p>The workers in this sector have their own problems at their work place and it becomes worst when problems arise at their home too. Taking all the above mentioned factors into consideration the CBWE had come out with an unique programme viz. QUALITY OF LIFE PROGRAMME.</p> <p>That, most of the workers in the organized sector do not give much focus to their Quality of Life. The reason being their low education, low earnings, unwarranted expenditure, social evils, etc.</p>	<p>To sensitize the wives about their duties and responsibilities towards their family.</p> <p>To make them aware of their rights within the family.</p> <p>To enlighten them on the various roles played by them in the Family viz. as a mother, as an in-law, as a wife etc.</p> <p>To sensitize the husbands about their duties and responsibilities as a breadwinner of the family.</p> <p>To enlighten them on the various roles played by them in the Family viz. as a father, as an in-law, as a husband etc.</p> <p>To emphasis the need for better understanding between them in order to lead a happy family.</p>
B	UNORGANISED SECTOR			
1	Empowerment Programmes for Unorganized/Weaker Sections Workers	Handloom Power loom Khadi and Rural Industries Small Scale Industries Industrial Estate Handicrafts Sericulture Coir Industries Beedi Industries Salt Workers Health Workers (Nurses, Matrons, Etc.) Rag Pickers	<p>DTNBWED since the year 2003 has implemented 4 days Empowerment Camp for rural workers in order to sustain effect of the Training Programmes at Block level. Unorganized sector in order to develop awareness among them about their socio-economic problems and equip them for developing their own organizations.</p> <p>This programme is of residential nature wherein the participants are made to stay for the entire duration. The objective behind this is</p>	<p>The objectives of this programme are :</p> <p>To enlighten the workers in the unorganized sector about their rights and entitlements.</p> <p>To enlighten on the various Social security measures existing under various labour laws.</p> <p>To help them understand the need to be organized.</p>

S. No.	COURSE TITLE	TARGET GROUP	BROAD OUTLINE OF SUBJECTS COVERED	EXPECTED OUTCOME
			to bring a change in the attitude and mindsets, to initiate and sensitize/enable them to look at alternatives and better possibilities for their overall development.	To create awareness among workers to accept what is good and reject what is bad. To give inputs in thinking which is the nucleus of creativity.
2	Quality of Life Programmes(4/2-days)	Unorganised Sector Workers and their Spouses	Aims, objectives and programmes of DTNBWED Freedom movement Our cultural heritage Land and people Need and importance of a trade union	1.Unorganised & Rural Sector workers will gain critical awareness of the problems of their socio-economic environment and their privileges and obligations as workers, as members of the village community and as citizens. 2. Unorganised&Rural Sector workers will gain the knowledge to enhance their Self-confidence and build up a scientific attitude. 3. Unorganised&Rural Sector workers are expected to protect and promote their individual and social interests. 4. They are expected to develop their own organizations through which they can fulfil socio-economic functions and responsibilities in rural economy and strengthen democratic,secularand socialist fiber of rural society. 5. They will be motivated to enroll themselves in various welfare schemes of both Central & respective State Govts. 6. They are expected to: a) Follow Small family
3	State level Programmes for Skill Development North East Region (3-days)	Unorganized Sector Workers	What is a trade union – how to organize it? Functions of trade unions	
4	Personality Development Programmes (10-days)	Unorganized Sector Workers	Economics of small scale industries – role of labour in its development Employer – employees relations and its importance	
5	Programmes for Stone Quarry Workers(2-days)	Stone Quarry Workers	Labour legislation as applicable to the industry Social security RashtriyaSwasthyaBimaYojana (RSBY)	
6	Prog. For Unorganized Sector Workers(2-days)	Unorganized Sector Workers	Pradhan Mantri Suraksha BimaYojana (PMSBY) Pradhan Mantri Jeevan JyotiBimaYojana (PMJJBY)	
7	Programmes for Women Workers	Unorganized Women Workers	BetiBachaoBetiPadhao Scheme Atal Pension Yojana (APY) Pradhan Mantri Jan DhanYojana (PMJDY)	
8	Programmes for Parents of Child Labour	Parents of Child Labour	Pradhan Mantri Mudra Bank Yojana (PMMBY) Swachh Bharat Mission (Gramin)	
9	Programmes for Child Labour	Child Labour	ParamparagatKrishiVikasYojana (PKVY) Pradhan MantriKrishiSinchaiYojana (PMKSY)	
10	Programmes for SC/ST Workers (2 days)	SC/ST Workers	Din DayalUpadhyaya Gram JyotiYojana (DDUGJY) Pradhan Mantri Jan ArogyaYojana(PMJAY)	
11	Programmes for SC Workers (2 Days) (SCSP)	SC Workers	How to prepare a home budget Family welfare planning, population education and family health Fundamental rights and duties	
12	Special Progrmmes for Tribal Workers (2 ays)(TSP)	Tribal Workers	Role of small scale industries in economic development Importance of productivity in small scale industries	

S. No.	COURSE TITLE	TARGET GROUP	BROAD OUTLINE OF SUBJECTS COVERED	EXPECTED OUTCOME
13	Programmes for Labour Welfare Development (2 days)	1.Salt Workers, 2. Cine Workers, 3. Mine Workers,4.Stone Quarry Workers	Quality consciousness Consumer awareness National integration, social harmony Effects f technological changes Social evils – drinking, gambling, drug addiction, , avoidance of wasteful expenditure etc. Importance of savings – quality of life Filling up of various forms such as pay-in-slip/withdrawal slip of post office/bank, money order forms and railway reservation form Human rights – human rights of child labour.	norms, b) Follow COVID19 preventive measures, c) Protect themselves from HIV/TB.
14	Programmes for Panchayati Raj Functionaries(2 Days)	Panchayati Raj Functionaries		d) Abstain from various social evils – drinking, gambling, drug addiction, , avoidance of wasteful expenditure etc.
15	Programmes for Panchayati Raj for North East Region(3 Days)	Panchayati Raj Functionaries		e) They are expected to follow Safety norms at workplace and Protect themselves from various health hazards.
16	Programmes for Construction Workers(2-days)	Construction Workers	Empowerment of women Problems of child labour – programmes and policies Role of government, employers, trade unions and other agencies in elimination of child labour Abolition of contract labour. 40)Gender Discrimination & Gender Budgeting 41)Primary Health Care, COVID19, HIV/AIDS,TB awareness.	

C	RURAL SECTOR				
17	Rural Awareness Programme	Landless Labour, Agriculture Workers and Marginal Farmers, Fisheries Labour, Rural Artisans, Forest Labour, Educated Unemployed in Rural Areas, Tribal Labour, Plantation Workers.	1)	Aims and objective of rural workers education programmes of DTNBWED	1.Unorganised&Rural Sector workers will gain critical awareness of the problems of their socio-economic environment and their privileges and obligations as workers, as members of the village community and as citizens. 2. Unorganised&Rural Sector workers will gain the knowledge to enhance their Self-confidence and build up a scientific attitude. 3. Unorganised&Rural Sector workers are expected to protect and promote their individual and social interests. 4. They are expected to develop their own organizations through which they can fulfill socio-
18	Empowerment Camp for Rural Labour (4days)		2)	Freedom struggle	
19	Retraining for Rural Sector (1 days)		3)	Our cultural heritage	
			4)	Land and people	
			5)	Need, importance and objectives of rural workers organization	
			6)	Role of voluntary organizations in organizing rural workers	
			7)	Obligations of office – bearers/members of rural workers organizations	
			8)	Welfare programme of state government, central government and other agencies	
20	MGNREGA Village Level Programme	MGNREGA Workers	(a)	Swarnajayanti Gram Swarojgar Yojana (RSBY)	
21	MGNREGA Block Level Programme		(b)	Rashtriya Swasthya Bima Yojana (PMSBY)	
			(c)	Pradhan Mantri Suraksha Bima Yojana (PMSBY)	
			(d)	Pradhan Mantri Jeevan Jyoti Bima Yojana (PMJJBY)	
			(e)	Beti Bachao Beti Padhao Scheme	
			(f)	Atal Pension Yojana (APY)	
			(g)	Pradhan Mantri Jan Dhan Yojana (PMJDY)	
			(h)	Pradhan Mantri Mudra Bank Yojana (PMMBY)	
			(i)	Swachh Bharat Mission (Gramin)	
			(j)	Paramparagat Krishi Vikas Yojana (PKVY)	
			(k)	Pradhan Mantri Krishi Sinchai Yojana (PMKSY)	
			(l)	Din Dayal Upadhyaya Gram Jyoti Yojana (DDUGJY)	
			(m)	Jawahar Smaredhi Yojana	
			(n)	Prime Minister Rojgar Yojana	
			(o)	Insurance scheme related to rural	
	North East Special	North East			

	Programmes	Workers exclusively		
24	Panchayati Raj prog. (3 days)	Workers exclusively	9)	<p>population</p> <p>(p) Old-age pension scheme</p> <p>(q) Gram SarvodayaYojana and other relevant schemes pertaining to rural workers.</p> <p>(r)Pradhan Mantri Jan ArogyaYojana(PMJAY)</p>
25	State Level Programme (3 days)			<p>Welfare Legislation</p> <ul style="list-style-type: none"> - Minimum wages for agricultural workers - Abolition of bonded labour and their rehabilitation - Equal pay for equal work - Problems of migrant workers – within the country and abroad
26	Special programme on Personality Development (5 days)			<p>10)</p> <p>Land Reforms Legislation</p> <ul style="list-style-type: none"> - Tenancy Act (e.g. Possession of Land Holding) - Agriculture productivity – need for adopting improved scientific technique for agriculture production.
27	Rural Leadership Development Programme (10 days)			<p>11)</p> <p>Social Evils :</p> <ul style="list-style-type: none"> - Drinking - Gambling - HIV/AIDS awareness/Hepatitis - Drug addiction - Avoidance of wasteful expenditure - Dowry - Child marriage - Untouchability etc.
			12)	<p>Social progress</p> <ul style="list-style-type: none"> - Family welfare planning – mother's health, child care and personal hygiene and cleanliness - Small savings - Home budget - Quality of life - Filling up of various forms such as pay-in-slips/withdrawal slips of banks and post office, money order form, railway reservation form etc.
			13)	Importance of education
			14)	Cooperative system
			15)	Panchayati raj system
			16)	Empowerment of rural women
			17)	Role of different agencies, governmental and nongovernmental in elimination of child labor
			18)	Human rights – human rights of child labor
			19)	Need and importance of socio, economic and communal harmony
			20)	Rural employment – problems and remedies.
			21)	Gender Discrimination & Gender Budgeting
			22)	Primary Health Care, COVID19, HIV/AIDS, TB awareness

economic functions and responsibilities in rural economy and strengthen democratic, secular and socialist fiber of rural society.

5. They will be motivated to enroll themselves in various welfare schemes of both Central & respective State Govts.

6. They are expected to:

a) Follow Small family norms,

b) Follow COVID19 preventive measures,

c) Protect themselves from HIV/TB.

d) Abstain from various social evils – like drinking, gambling, drug addiction, avoidance of wasteful expenditure etc.

e) They are expected to follow Safety norms at workplace and Protect themselves from various health hazards.

D) PREPARATION, PUBLICATIONS AND DISTRIBUTION OF EDUCATIONAL MATERIAL

The Board brings out suitable educational material in simple and lucid language for workers of organized, unorganized and rural sectors. In order to sustain interest of the adult workers pictorial form is encouraged. A.V. Aids posters, C.Ds., films etc. continuously produced.

The booklets are sold at a subsidized price of Rs. 5/- per copy.

Workers Education Journal

The Board publishes the quarterly journal “Workers Education” which contains standard articles on Trade Unionism, Industrial Relations, Labour Economics, Tools and Techniques of Education, Productivity, Participative Management etc. in English and Hindi. Shram Kiran e-magazine in hindi and e-pamphalets in Hindi regarding Board's achievement prepared and circulated 2018-19 bilingual calender with welfare schemes on it deserves special mention.

Major achievements of the Board

Apex court on Workers Education:

In one of the landmark judgments in 1984, the Hon'ble Supreme Court of India had directed the CBWE to organize periodic camps for workers in Stone Quarries and Stone Crushers in Faridabad District to enlighten them about their rights and entitlements. In accordance with the directives of the Supreme Court of India, the Board has been conducting two-day awareness camps for these workers in Faridabad district since 1984. The camps are conducted at work sites or at places convenient to the workers in collaboration with trade unions functioning in the quarries.

The thrust was on creating awareness among these workers about their rights and entitlements, protective and welfare provisions under various laws such as The Bonded Labour System (Abolition) Act, 1976, The Contract Labour (Regulation and Abolition) Act, 1976, The Maternity Benefit Act, 1961, The Equal Remuneration Act, 1976, The Minimum Wages Act, 1948, The Mines Act, 1952, The Factories Act, 1948, The Employees Provident Fund Act, 1952, The Employees State Insurance Act, 1948, The Inter State Migrant Workmen Act, 1979, etc.

During the year 2018-19, 120 following workers participated and were enlightened in 3 camps :

Sr. No.	Place	Duration	No. of Participants		Total
			Male	Female	
1.	Babu Lal Dera, Faridabad	30 th to 31 st May, 2019	3	37	40
2	Jaswant Ka Dera, Faridabad	22 nd to 23 rd October, 2018	5	35	40
3	Palli Crusher Zone, Faridabad	28 th to 29 th December, 2018	21	19	40
TOTAL			29	91	120

Chapter - IV

GRANTS-IN-AID

The Grants-in-Aid Scheme of the Board was introduced in the year 1960. The Rules and Procedure of the Grants-in-Aid Scheme have been simplified accordingly to needs of the Trade Union.

Grants-in-aid is available for conducting four types of training programmes by the Trade Union Organizations: -

- | | | |
|----|--|------------------|
| 1. | Full time residential programmes | 3 days to 7 days |
| 2. | Full time non-residential programmes | 3 days to 7 days |
| 3. | Part time non-residential programmes | 2 days to 4 days |
| 4. | State level full time residential programmes | 3 days to 7 days |

During 2018– 2019 an amount of Rs. 15930/- was paid to the Trade Union Organizations as grants for conducting their own programmes in which 80 Workers were Trained.

The Regional Directors/Education Officers of the Board inspected the Grants-in-aid programmes and provided necessary guidance to grantees unions.

Details of Grants-in-Aid paid to the Trade Union Organizations during the year 2017-2018 and 2018-2019 are as under:

Sr. No	Organisation	No. of Trade Unions/Institutions to whom Grant was paid during		Amount of Grant Paid (in Rupees)	
		2017-18	2018-19	2017-18	2018-19
	CENTAL TRADE UNION ORGSNISATIONS/ NATIONAL FEDERATIONS				
1	Bharatiya Mazdoor Sangh (BMS) Indian National Trade Union Congress (INTUC)	0	1	0	15,930.00
2	All India Trade Union Congress (AITUC)	0	0	0	0
3	Hind Mazdoor Sabha (HMS)	0	0	0	0
4	Centre of Indian Trade Unions (CITU)	0	0	0	0
5	Independent Trade Unions	0	0	0	0
6	Other Bodies Registered under Societies Registration Act XXI of 1860	0	0	0	0
7	All India Defence Employees Dederation	0	0	0	0
	TOTAL	0	1	0	15,930.00

By the end of March, 2019, 1587 Trade Union Organisations availed Grants-in-aid amounting to Rs.28,196,701.62 from the Board and trained 6,84,367 workers. The details of the Grants-in-aid paid and Workers Trained are given in TABLE – XV under statistical table.

Chapter –V

OTHER ACTIVITIES

Transparent administration Public Grievances

Public Grievances	Total No. of Application received	Cases disposed off
	60	60

Right to Information Act, 2005

RTI cases	Total No. of Application received	Cases disposed off	Fees received
	186	186	Rs.440=00

Staff Welfare

Computer & Conveyance Advances of Rs.1.20 lakhs were disbursed to officials in 2018-19 as welfare measures.

Staff Position

The sanctioned strength of Group A, B, C & Multi Tasking Staff employees as on 31/03/2018 was as under:

S. No.	Name of office	Group "A"	Group "B"	Group "C"	Multi Tasking Staff	Total
1	Head Office, Nagpur	5	13	45	12	75
2	IIWE, Mumbai	1	5	10	6	22
3	Zonal Directorates (6)	6	4	20	5	35
4	Regional Directorates (50)	0	265	197	121	583
Total		12	287	272	144	715

1. Implementation of Official Language – Hindi in the Board

- a) In 2018-2019, three group "C" employees of the Board received awards and incentives for passing Hindi Examination under Hindi Teaching Scheme of Govt. of India, Department of Official Language, Ministry of Home Affairs.

Official Language Implementation Committee held 02 meetings at Head Office and reviewed the progress made in the use of Hindi in the Board.

b) Observance of Hindi Day/Fortnight.

Hindi Day and Hindi fortnight were celebrated at the Head office, Nagpur. Different types of competitions were conducted and prizes were distributed to winner's 1st, 2nd, 3rd & Consolation prizes respectively Rs.1800/-, 1500/-, 1200/- & 500/-.

c) Contribution Towards Tolic


In 2018-2019 the Board has sanctioned Rs.12,500/- (Ten Thousand Five Hundred Rupees only) as contribution to Town Official Language Implementation Committees for organizing Half Yearly meetings, Competitions, Activities of Town official Language Implementation Committees (TOLICs), for Publication of Hindi magazines etc to the Tolic of Dhanbad, Jamshedpur, Jaipur & IIWE, Mumbai.



Regional Directorate, Rajkot received an appreciation memento from the Chairman, Town Official Language Implementation Committee (TOLIC), Rajkot on 12.12.2018 for the year 2017-18 in official language.

d) Publication of Hindi Magazine.

'Shram Kiran' Hindi Magazine has been published by the Board.



Observance Significant Days by the Board.

International Labour Day	1 st May, 2018
Swachhata Pakhwada	1 st May to 15 th May, 2018
Anti- Terrorism Day	21 st May, 2018
Yoga Day	21 st June, 2018
Independence Day	15 th August, 2018
Sadbhavana Day	20 th August, 2018
Hindi Week	3 rd to 13 th September, 2018
Hindi Day	13 th September, 2018
Workers Education Day	16 th September, 2018
Swachhata Hi Seva 2018(SHS)	15 th September to 2 nd October 2018
Vigilance Awareness Week	28 th October to 2 nd November, 2018
Rashtriya Ekta Diwas (National Unity Day)	31 st October, 2018
Quami Ekta Week	19 th to 25 th November, 2018
Constitution Day	26 th November, 2018
Republic Day	26 th January, 2019
Martyrs Day	30 th January, 2019

On the occasions, seminars, symposia, special lectures, film shows, competitions, trainings were organized. Pledges, were administered.

**Visit / Inspections by the higher authorities in 2018-19
the Chairman visited the following places**

Sr. No.	Date	Places visited	Purpose
1	16.9.2018	IIWE, Mumbai	60th Foundation day of DTNBWED
2	16.10.2018	IIWE, Mumbai	62nd FSC meeting and 173rd GB meeting at IIWE, Mumbai
3	3. 22.10.2018	HO. Nagpur	To review and clear the pending disciplinary cases, RAC pending proposals rent proposals and other related important issues.
4	30.10.2018	Mumbai	To address the participants of 5 days training programme on Promoting Decent work in the construction Industry for the Trade Unions Activists at IIWE.
5	31.10.2010	Delhi	Met Shri Satoshi Sasaki, Dy. Director, ILO, Decent Work Team for South Asia and Country office at Chairman office, Delhi.
6	12.11.2018	Udaipur	Presided over Stakeholders and RAC meetings at Udaipur.
7	15.11.2018	Vishakapatnam	Presided over Stakeholders meeting and visit Rural Awareness programme to assess impact.
8	13-14.12.2018	Imphal	To address the participants in the PDP programme at Thoubal dist Manipur and preside over. The Valedictory function in 3 days Trade Union Activist at State Level NE.
9	20-21.12.2018	Gwalior	Preside over the Stake holders meeting and reviewed the training programmes.
10.	28.12.2018	Mumbai	To address the participants of 3 days training prog on Environment Awareness – Manch for the trade union activists at IIWE, Mumbai.
11	28-29.01.2019	Rajkot	To address the participants in the Two days training prog.for the women participants
12	21.12.2019	Mumbai	To address the participants in the 5 days training prog on Challenges before trade union in changing Scenario for the trade unions activates at IIWE Mumbai
13	26.2.2019	Cochin	Preside over the Stakeholders meeting and to address the participants in the JEP prog at HHIL Cochin.
14	9-10.3.2019	Vijayawada	Visited programme for Scheduled Caste Sub plan.

Administrative visit by the Director General of the Board.

Sr. No.	Date	Places visited	Purpose
1	09-10.8.2018	New Delhi	Meeting with the Sr. Officer at Ministry of Labour & Employment.
2	03.10.2018	New Delhi	Meeting with Secretary (L&E), MOL&E.
3	16.10.2018	Mumbai	62 nd FSC Meeting and 173 rd GB Meeting at Mumbai
4	11-13.12.2018	Itarsi	To attend CBI inquiry at Ordnance Factory, Itarsi.
5	21.12.2018	New Delhi	Meeting at MOL&E for review & discuss the internal Audit & Statutory Audit paras.
6	13.02.2019	New Delhi	Hearing at the National Commission for Minorities at CGO Complex, Lodhi Road, New Delhi.
7	26.03.2019	New Delhi	Meeting of the DBT Bharat Portal PFMS/UIDAI-CIDR with Addl. Secretary (L&E), MOL&E.

Chapter – VI

SIGNIFICANT PROGRAMMES BY THE BOARD IN 2018-19.

NAGPUR

a) Celebration of 60th ‘Workers Education Day’ on 16th September, 2018:

Dr. N.V. Kalyankar, Hon’ble Vice Chancellor, Gondwana University, Gadchiroli, was Chief Guest. He stated that change is inevitable and we should be receptive to the change and added that the problems faced by the workers in the present day scenario needs to be addressed by the Board.

The Guest of Honour, Smt Namratta Tiwari, General Manager Telecom, Nagpur and former Director of the Board stated that experienced leadership has played a pivotal role in success of the Board and added that the Board operates at the grass-root level through its training programmes, which makes it a unique organisation.

Shri Harsh Vaidya, Director General, in his Presidential Address stated that change is inevitable, but we should take only the positive changes for workers, which is the ultimate goal of Workers Education.

b) Observance of Vigilance Awareness Week

Vigilance Awareness Week from 29th October, 2018 to 3rd November, 2018 was observed at Head Office, Nagpur.

c) Implementation of “Swachh Bharat Abhiyaan”

The Board and its regional offices had celebrated the Swachhta Pakhwada from 1st May, 2018 to 15th May, 2018.

Special Programme for parents of Child labour

TINSUKIA

In a Special Programmes for Parents of Child Labour subject reflected upon Problems of Child Labour & its solutions, Income Generation Activities, Women Empowerment, Prohibition & Abolition of Child Labour, Govt. Schemes – Pradhan Mantri Jivan Jyoti Bima Yojana (PMJJBY), Pradhan Mantri Suraksha Bima Yojana (PMSBY), Sukannya, Atal Pension Yojana (APY), RSBY etc., Govt. Welfare Schemes- Mid-day meal and Sarva Siksha Abhiyan (SSA), Labour Legislations on Child Labour.

Programme for Construction Workers

GUWAHATI

In a special programme for construction workers participants registered themselves as member of the Assam Building and Other Construction Workers Welfare Board, Govt. of Assam.

Special Programme for Women Workers

RANCHI

In a Special Programme for Women Workers conducted by the Regional Directorate, Ranchi the women participants opened account for their Girl Child in Sukanya Samridhi Yojna and linked their State Bank Account with Aadhar.

Re-Training Programme for Unorganised & Rural Sector

MANGALORE

In one of the Re-training for Rural workers by Mangalore centre participants utilized the MGNREGA benefit like Horticulture cultivation.

CHENNAI

In a special seminar for Unorganised workers by the Regional Directorate, Chennai at Thiruvannamali workers were identified and provided with Identity Cards from Labour Welfare Board. The participants enlisted on tailoring, artificial jewellery making and beautician course to improve their livelihood and quality of life in the labour welfare Board.

Joint Education Programme (JEP)

JAMSHEDPUR

In a Joint Educational Programme conducted by Jamshedpur Centre for Central Industrial Security Force the participating CISF personnel realized that training program helped them to reduce the stress level among forces for maintaining better life style.

Rural Awareness Programme

ROURKELA

In a Rural Awareness Programme conducted by Rourkela centre at Bandipahar, Jharsuguda subject for discussion was "Saving Habit, Minimum Wage, RTI Act, Social Security Scheme, various State & Central Grant Scheme etc." The participants took initiative for having provision for toilet in each houses.

Labour Welfare Development Programme (LWD)

COIMBATORE

In one of the Special Programme on Labour Welfare Development conducted by Coimbatore centre at Periyankicken Block the participants started re-curing deposit and insurance at nearest post office. **20 participants were imparted free tailoring training. 03 participants on Jewellery making.**

NASHIK

In a two days Special Programme on Labour Welfare & Development conducted by Nashik centre at Block-Pimpri, Dist. Jalgaon the Sarpanch Smt. Malati Dinesh Patil integrated the participants with Welfare Schemes at Panchayet.

Special Programme for Tribal Sub-Plan (TSP component) Workers

ASANSOL

In a Two days special programme for ST workers conducted Asansol centre at Block-Saltora, Bankura the Participants enrolled in Building & Construction Workers (BOCW) Schemes & Atal Pension Yojana.

Programmes under MGNREGA

ALLAHABAD

In a two days Village Level MANGREGA Programme conducted by Allahabad centre at Block-Koraon, District-Allahabad helped the participants to earn livelihood.

GWALIOR

In a two days MGNREGA programme conducted by Gwalior centre at Block-Dabra, Gwalior the participants formed Bajrangbali Self Help Groups.

Personality Development programme (PDP)

KANPUR

In a Personality Development Programme conducted by Kanpur centre Shri V.K. Rai, Additional Labour Commissioner was the chief guest. The programme was concluded with valedictory address of Shri R.P. Mishra, Deputy Director, Labour Bureau, Kanpur. The programme focused on adoption of new technology and discipline in industry.

4-days Empowerment Programme

MUMBAI

In a Four days Unorganised workers programme at Parel, Mumbai conducted by Mumbai centre participants registered their names under PMSBY, PMJJY.

Stakeholders Meet

VISAKHAPATNAM

Stakeholders Meeting presided over by Hon'ble Chairman of the Board at ITC Fortune Hotel, Visakhapatnam. The role of Workers Education in fine tuning the attitude of employees to achieve the goal of Prime Minister's **Make in India (Bharat) Programme** was assured. Shri S.R.K. Pratap, Regional Advisory Committee Chairman presided over the function.

Feedback of Stakeholders

Management: Shri Prafulla Mohanthy, General Manager (L&D), IPAPPM Ltd., Rajahmundry has highlighted the impact of the Quality of Life Programmes (Under SGF).

Shri C.V.S. Prabhakara Varma, Assistant General Manager (Trg.), Rashtriya Ispat Nigam Limited, Visakhapatnam said that the Unit Level Class (ULC) and PDP conducted earlier has given very good results in changing their attitude towards work as well as personal life.

NGOs : Smt. P. Prabhavathi, Director, Navodaya Mahila Mandal, Visakhapatnam said that Workers Education can expand the horizons by conducting Skill Development programmes to rural youth.

VISIT OF SHRI HIRANMAY J. PANDYA, CHAIRMAN TO BOARD'S ACTIVITIES



Board's Stakeholders meet Hon'ble Chairman addressing on 15.11.2018 at ITC Fortune Hotel, Visakhapatnam



Chairman interacting with the participants of two days Rural Awareness programme at Visakhapatnam to assess the impact of training programme.



Sri Moloy Ghatak, Hon'ble Minister of Labour, Govt. of West Bengal addressing the participants of one day Retraining program for Unorganised workers on 30. 01.2019 Conducted by Regional Directorate, Kolkata. **Sri Biman Banerjee, Hon'ble Speaker, West Bengal Legislative Assembly** also graced the occasion.



Shri Sobhandeb Chattopadhyay, Hon'ble Minister of Power Govt. of West Bengal (Veteran Trade Unionist) addressing the participants on Workers Education Day 16th September, 2018 and also **Shri Suresh Kumar, IAS, Principal Secretary Govt. of West Bengal** graced the occasion. **Dr. S.K.Ghosh**, former Director, DTNBWED as well present on Workers Education Day.



Diamond Jubilee of DTNBWED was celebrated as “60th Workers Education Day” on 16th September, 2018 at Head office, DTNBWED, Nagpur Dr. N.V. Kalyankar, Vice Chancellor, Gondwana University grace the occasion along with Ms. Namratta Tiwari, Ex-Director, DTNBWED.



Shri Anil Shirole, Hon'ble Member of Parliament, felicitated the Union of Transgender workers on “60th Workers Education Day” on 16th September, 2018 trained by Regional Directorate, DTNBWE&D, Pune .



Shri Hasu Bhai Dave, Ex- Chairman, CBWE inaugurating the “60th Workers Education Day” on 16th September, 2018 and Hindi Diwas at Regional Directorate, Rajkot, Gujarat.



Shri V. K. Rai, Additional Labour Commissioner and Shri R.P. Mishra, Deputy Director, Labour Bureau, Kanpur addressing the participants of Personality Development Programme at Kanpur Regional Directorate.



The Officials of Head office, DTNBWED, Nagpur observed the cleanliness drive for Swaach Bharat Mission “Shramik Shiksha Swachta Ki Diksha” from 15.09.2018 to 02.10.2018.

Chapter VII

TRAINING IMPACT ON PARTICIPANTS AND SOCIETY

BAREILLY

In Re-training Programme for Un-organized workers at Bareilly **Shri Santosh Kumar Gangwar, Hon'ble Minister of State Labour & Employment** (Independent Charge) interacted with the participants to know how the training and enlightenment programme helping them in their around development in working lives. He was pleased to note the satisfaction of the participants and their cognitive development. Hon'ble Minister Shri Gangwar Ji declare the enhancement of per-diem and other allowances for the participants of Unorganized and Rural sector workers. He said a lot more has to be done for upliftment and progress of the Board in future. He said he would personally look into the affair of the Board.

JAMSHEDPUR

In a two days Joint Educational Programme (JEP) at Jamshedpur Notified Area Committee (Ministry of Urban Development, Govt. of Jharkhand) 50 staffs including Managers / Engineers/ Inspectors actively participated. The programme was inaugurated by Sri Sarju Rai, Honourable Minister, Civil Supplies and Disaster Management, Govt. of Jharkhand. In his inaugural speech the Minister narrated the importance of soft skill training for result oriented output in the official work. He opined that in the era of economic globalization and technological upgradation no Govt. can give better result if there is no provision for sufficient training for the employees. He laudly praised the role of DTNBWED for imparting training to the various sections of the working community in the interest of industry, society and nation.

RANCHI

In a four days Empowerment programme for Unorganized Sector Workers at Block-Namkum, Distt. – Ranchi. Hon'ble Member of Parliament, Rajya Sabha Shri Mahesh Poddar and Hon'ble Member of Legislative Assembly, Jharkhand Shri Ram Kumar Pahan visited the programme & appreciated the work of Workers Education in creating awareness about various Govt. schemes and for improving the quality of work life among the Rural & Unorganised sector workers.

IMPHAL

As impact of the Board's training programme the participants being inspired by the four (4) days program of the Empowerment camp for Rural Workers conducted at Moidangpok village, Imphal West District-Manipur on initiated the following activities:

- i. Cake making using black rice of Manipur by Angom Bala and Thangjam Nganbi – income earned Rs.2000/- per day on an average.
- ii. Started Candle making by K.Memcha Devi and K.Samasakhi and earned additional income.
- iii. Opening of Recurring deposit Rs.600/- per month by Laishram Jimkarani Leima at Punjab and Sind Bank, Imphal.

This is a case study of earning livelihood:

Inspired by attaining two days Rural Awareness Programme(RAP) at Khonghampat Khunou, Imphal West District-Manipur 24 members have started making Manipur Kabok (Food processing unit) and till date they have received 7 (seven) big supply orders and delivered the same thereby increasing their income as well as livelihood.

VISAKHAPATNAM

In a two days Rural Awareness Programme at Ganjuwaka Mandal, Visakhapatnam. The programme was inaugurated by Shri M.S. Shaik, Coordinator, SEED NGO, Visakhapatnam.

Shri Hiranmay J. Pandya Ji, Hon'ble Chairman visited the camp and addressed the participants on "Mahila Shakthi". He stressed the importance of women for the National Development by quoting the examples of Smt. Sunitha Williams, Smt. Mary Kom etc. hailing from the remote villages and how they contributed for the pride of Indian Nation. He advised the women workers to make use of MUDRA Scheme of the Prime Minister for the Economic Development. Shri S.R.K. Pratap, Regional Advisory Committee (RAC) Chairman, Visakhapatnam interacted with the participants.

The Regional Director I/c addressed and appeal to the participants to give higher studies for their children. He also guided them by various ways and means to get Bank Loan for their Self Employment activities.

Hon'ble Chairman took feedback through interaction and was please to note enhancement in knowledge and information of the participants who under went two day training process.

BAREILLY

Two days special programme for (Tribal Sub-Plan) TSP Workers at Sitarganj, Udham Singh Nagar visited by **Dr. Prem Singh Rana, MLA Nanakmatta**. In his address he urged upon the women of Schedule Tribe to come up with their participation in the development & progress of the society. The women should take up self-employment to yield better standard of living. Dr. Prem Singh Rana was please to note the Board's training program for downtrodden community. He noticed a significant change in the behaviours of participating women who seldom find chance to come out of their homes.

DHANBAD

In two days Programme for Women Workers at Block- Baliapur, Dist.- Dhanbad a group of Women agreed upon thought of population control. Out of 40 participants, having single child and they were decided to go sterilization (Nasbandi) for population control. For this very purpose they have formed 'NARI SURKSHA SAMAJ' and promised for the movement of population control.

In two days Panchayati Raj Functionaries (PRF) Programme Block- Bengabad, Dist.- Giridih a group of participating Panchayati Raj Functionaries decided to donate blankets for poor villagers. Total 12 (Twelve) blankets donated by the participants of the programme to old and poor villages.

In One day Self Generation of Funds (SGF) Programme at Vedanta – ESL, Siyaljora, Dist.- Bokarro the participants were motivated and inspired on 'Human Rights' and decided to form "Human Right Protection Force" within the plant for promotion of Human Rights in Industry.

BARRACKPORE

As achievements of workers education at Nadia District, NGO thus formed known as Coopers Bishwasookh Welfare Society the participants i) Constructed toilets under Swacha Bharat Mission. ii) Motivating the workers to take part in the welfare schemes of central and state governments.

COCHIN

As impact of Organised Sector programme at Cochin.

- a) The management of Harrison Malayalam Ltd., Wallardey Estate, Vandiperiyar, Idukki certifies that the regular training programmes of the Board has developed a sense of dedication commitment and sincerity among employees towards work and organization resulting in improved productivity, quality of product and reduced absenteeism.
- b) Naval Ship Repair Yard (NSRY) Cochin regularly conducts Boards training programmes and certifies that these training programmes have immensely contributed to the development of patriotism, environmental consciousness and good habits among the employees.
- c) The Cochin Shipyard Ltd. Certifies that the pre-retirement training programmed conducted by the Board has helped its retired employees to plan their retired life more effectively and creativity.

As impact of Rural & Unorganised Sector programme at Cochin at Kureepuzha, Kollam district, 2 participants have registered for the adult literacy programme.

As impact of two days Tribal Sub-Plan (TSP) programme at Urukunnu, Anchal block, Kollam under Cochin participants were oriented about the activities of District legal service Authority, few illegally divorced/desserted participants sought the assistance of Legal Services Authority for getting alimony/maintenance from her husband.

VADODARA

The Regional Directorate have received written applaud from Aditya Birla Insulators, Grasim Industries Limited regarding award. **Global CSR excellence leadership Award for Community Development on 18th February, 2019 on Global CSR Day.**

Due to different types of training programmes conducted by the Regional Directorate, Vadodara during the year received productive output from employee. The Board organized the 'Quality of Life' programme for the employees and their spouses. It was the words of participants that *"this programme has changed our lives"*. Training programme for the leaders of union was also landmark programme yielded good industrial Relation not only between management and employees but in the locality.

Through CSR activities targeted nearby villages got very encouraging feedback from participants they informed that the training conducted by the Regional Directorate has motivated

the participants to make their lives qualitative not only by eliminating different types of unhealthy practices, narrated different types of Government Social Security Schemes (PMSY, PMJJY, APY, SSY etc.) in a effective way. Attempts were to make participants self employed and self dependent and economically strong, and that's why he specially invited Bank of Baroda's (Godhra- Dahod branch) Baroda.

Swarojgar Sansthan to enhance the participants skill through different types short long terms (10 days & 1 month) training programmers by Bank of Baroda.

This is the right time today "Thank you very much" to the Director, DTNBWED and his Regional Directorate, Vadodara and we look forward for many such collaborative approach in the larger interest of the Society.

MANGALORE

In a two days special programme for ST workers at Hunsur Taluk in Mysuru Dist. 'Swachhata Hi Seva 2018', a Campaign was organized to create awareness among the people. Awareness was generated about better sanitation, practices using constructed toilet, hand washing, maintaining of health and hygiene and its importance, segregation of wet and dry waste disposal etc. A short village level street rally was also organized to sensitize the importance of cleanliness in and around the village.

The participants assured to segregate (household, shop & establishment) waste in two dustbins i.e. wet waste in green and dry waste in blue, as their contribution to Swachh Bharat Mission, taking the broom to sweep the streets, cleaning up the garbage, focusing on sanitation and maintaining a hygienic environment have become a practice after the training programme among the Village participants.

KANPUR

Swachhata Abhiyan awareness programme conducted at Kripa Kshetrya Samiti, Lucknow inaugurated by Smt. Manju Sharma, President, Sai Kripa Kshetriya Samiti. Shri Avnish Verma, Corporator focused upon the importance of Cleanliness and its benefits. After the programme, participants took oath to keep nearby areas clean.

RAIPUR

In a two days programme for Schedule Caste (SC) workers conducted at Block-Gunderdhi, Dist – Balod some of the participants formed S.H.G. i.e. 'Jan Jagran Swa Sahayat Samuh' and started seasonal business. The participants started Rakhi shops for Raksha Bandhan festival. Number of SHG groups were linked with NRLM (National Rural Livelihood Mission) and formed cluster and taken loan for cluster group and started their business.

CHENNAI

In at two days special seminar for Scheduled Tribe (ST) workers conducted at Keezhachimangalam, Thiruvannamalai District 12 workers were identified and provided with Identity Cards from Labour Welfare Board. Rs.1500/- was given as Educational Assistance to a B.Com. Graduate daughter of Smt.Prema, programme participant. Training was given to 40 women on Tailoring, artificiaial jewellery making and beautician course to improve their income, self confidence and quality of life.

In a two days special seminar for Scheduled Tribe (ST) Workers conducted at Nallamur Kanchipuram. 13 workers were identified and provided with Identity Cards from Labour Welfare Board. 40 women enrolled for Tailoring, artificial jewellery making and beautician course to improve their self confidence and quality of life.

KOZHIKODE

In a two days Special Programme for Scheduled Caste conducted at Pullavoor, Chathamangalam, Kozhikode the Participants planned to start a '**Paper Bag Unit**' to arrest plastic pollution.

Formation of Self Help Groups as impact of Boards training programme.

The discussion on importance and need for Self Help Groups at the training programmes motivated the workers to form Self Help Groups to reap the benefits from the Central / State Government Schemes for socio-economic upliftment. In the year 2018-19, about 266 Self Help Groups were formed by the participants as reported by the Regional Directorates of the Board.

Chapter - VIII



STATISTICAL TABLES

Abbreviation used in the Report

EO	Education Officers
RD	Regional Director
TTC	Training of Trainers Courses
PDP	Personality Development Programmes
RCT	Refresher Course for Trainers
JEP	Joint Education Programme
NBS	Need Based Seminar
ULC	Unit Level Classes
FALC	Functional Adult Literacy Classes
NBSP	Need Based Special Programmes
Unorg. / WS	Unorganised / Weaker Sections
RAC	Rural Awareness Camps
PCL / CL	Parents of Child Labour / Child Labour
SGF	Self Generation of Funds Programme
LWDP	Labour Welfare & Development Programmes
Empowerment Camp R.L.	Empowerment Camps for Rural Workers
ZD	Zonal Director
GB	Governing Body

Proposed Annual Target For The Year 2019-2020 & Regional Directorate Distribution

			Organised Sector Programmes																	Unorganised Sector Programmes																	Rural Sector Programmes			N.E. Special Component				MGNREG A				
Sr. No.	Regional Directorate	No. of EOS	T.O.T. (45 days)	P.D.P. (21 dys)	Refresher Course (5 days)	S.G.F. (3 days)	Fund Generation Special Prog.	N.B.S. (2 days)	N.B.S. (1 days)	J.E.P. (1 day)	PT/FT U.L.C.	J.E.P. (2 days)	S.G.F. (2 days)	S.G.F. (1 days)	W.P.M. (3 days)	F.A.L.C.	QOL (Org.) (4 day)	QOL (Org.) (2 day)	Plant Level (1 day)	Emp. Camp Unorg. (4 day)	Emp. Camp Weaker (4 day)	QOL (Unorg.) (4 day)	QOL (Unorg.) (2 day)	Retraining Unorg. (1 day)	Spl. Prog. Unorg (2 day)	Spl. Prog. Women Workers (2 day)	Spl. Prog. Child Lab. (2 day)	Spl. Prog. SC/ST Workers (2 day)	SCSP	Spl. Prog. SC/ST Workers (2 day)	Spl. Prog. SC/ST Workers (2 day)	Spl. Prog. LW & D (2 day)	Spl. Prog. Pan.Raj (2 day)	Spl. Prog. Stone Quarry (2 day)	Programmes for Self Reliance (4 day)	RAP (2 day)	Empowerment Camp for Rural Sector (4 days)	Retraining for Rural Sector (1 day)	State Level Programme (3 days)	Panchayati Raj (3 days)	Rural Leadership Development	Special Programme (5 days)	Village Level Programme (2 days)	Block Level Programme (2 days)	District Level Programme (2 days)	Total		
1	2	3	4	5	6	7	8	9	10	11	12	13	14	15	16	17	18	19	20	21	22	23	24	25	26	27	28	29	30	31	32	33	34	35	36	37	38	39	40	41	42	43	44	45				
1	ALLAHABAD	4	0	2	2		10	2	4	4	0	4	10	20	2	4	4	8	4	8	4	8	8	4	20	16	16	8	80	0	16	4	4	36	4	8				16	0					328		
2	BAREILLY	2					2		8	1	2	4	10	1		2	2	2	8	8	4	4	2	8	8	4	4	34	20	8	2	4	16	2	4				8	0						164		
3	CHANDIGARH	2					2		6	0	2	4	10	1		1	2	2	10	10	4	4	2	10	10	4	4	60	0	8	2	2	20	2	0				8	0						164		
4	DELHI	3	1				9		9	0	9	6	15	2		3	6	3	15	15	6	6	3	15	15	6	6	60	0	15	3	3	27	3	3				9	0						246		
5	FARIDABAD	3	0				6		21	0	6	9	15	1		3	9	3	12	12	5	6	3	12	12	5	6	60	0	12	3	9	24	3	1				12	0						247		
6	GHAZIABAD	3	1				3		9	1	3	6	15	1		0	3	3	15	15	9	9	3	15	15	9	85	0	12	0	3	24	3	3				12	0							247		
7	GORAKHPUR	3	0	0			3		9	0	5	9	15	1		1	3	3	15	15	6	3	15	15	6	3	81	0	15	3	3	27	3	3				12	0							247		
8	JAMMU	1	0				5		3	0	2	3	5	1		0	1	2	10	2	2	3	10	2	2	3	12	10	3	1	8	1	1				3	0							82			
9	KANPUR	3	0	1			3		9	3	3	6	15	3		3	3	3	10	10	9	6	9	10	9	6	90	0	9	3	3	24	3	4				12	0							247		
10	PARWANOO	1					2		5	0	3	3	5	1		1	2	2	1	5	3	0	3	2	1	5	3	0	3	20	0	3	1	9	1	1				5	0					82		
11	ASANSOL	2					2		6	1	5	6	10	0		1	1	2	10	5	6	6	35	20	10	2	6	35	20	10	2	2	16	2	2				8	0						164		
12	BARRACKPORE	2	1	2			4		6	1	2	4	8	2		0	4	2	10	10	6	6	4	10	10	6	6	34	10	8	2	0	18	2	4				6	2							164	
13	BERHAMPUR	2	0	0			2		6	0	2	0	10	0		2	1	2	10	10	0	8	30	40	8	2	2	16	2	2	16	2	2				4	0									164	
14	B'NESHWAR	4	0	0			8		20	0	8	8	20	0		4	8	4	16	12	0	4	60	60	12	4	4	60	60	12	4	4	36	4	4				16	0							328	
15	DHANBAD	2	0	0			4		6	0	4	4	10	1		0	2	2	10	8	6	4	36	20	10	2	1	16	2	2								8	0							164		
16	JAMSHEDPUR	3	1				6		15	0	6	6	15	1		0	6	3	12	12	0	3	30	60	8	4	3	30	60	8	4	3	27	3	3			1								246		
17	KOLKATA	4	1				4		44	0	8	8	20	2		0	12	4	20	20	0	8	60	20	16	4	4	60	20	16	4	4	36	4	4			1								328		
18	MUZAFFARPUR	2					2		4	2	4	0	0	0		0	2	2	12	8	6	4	60	0	12	2	2	16	2	2	16	2	4				8	0									164	
19	RANCHI	1			2		2		2	0	2	2	4	0		1	1	2	5	3	3	5	10	20	4	0		5	1	1																	82	
20	ROURKELA	2					4		10	0	6	2	14	0		2	2	2	8	10	2	6	4	40	10	2	2	4	40	10	2	2	20	2	2				6	0							164	

21	AHMEDABAD	3	1		3	12	0	3	6	15	1		0	2	3	3	0	3	1	21	18	0	12	51	30	12	3	1	30	3	1				12	0	247									
22	GOA	2			4	12	0	4	2	10	1		2	0	2	2	0	2	2	20	20	0	4	0	40	10	2	1	16	2	2				4	0	164									
23	MUMBAI	2	1	1	4	6	2	2	4	10	0		0	1	2	2	0	2	2	10	8	6	2	6	30	20	8	2	2	20	2	2			8	0	165									
24	PUNE	3	1		3	9	3	3	6	9	2		3	3	3	3	3	3	15	10	9	0	6	50	30	12	3	3	30	3	6			12	0	246										
25	RAJKOT	1			2	4	1	2	2	4	1		0	1	1	1	0	1	2	5	5	0	5	20	0	5	1	1	10	1	2			5	0	82										
26	NASIK	2	1		6	6	2	4	6	10	1		0	2	2	2	0	2	10	10	0	4	30	20	8	2	2	20	2	2			8	0	164											
27	VADODARA	2	1		2	6	2	4	4	10	0		2	2	2	2	2	2	10	8	4	4	34	20	8	2	1	16	2	4			8	0	164											
28	BANGALORE	4	0	2	4	16	4	4	12	20	2		0	4	4	4	4	4	20	32	0	20	80	0	16	4	4	40	4	4			16	0	328											
29	CHENNAI	5	0	2	10	15	10	15	10	20	2		1	5	5	5	5	5	25	25	5	15	75	40	25	5	5	40	5	5			20	0	410											
30	COCHIN	3	0		6	12	1	6	6	15	2		3	3	3	3	0	3	3	24	24	0	12	24	15	12	3	4	32	3	3			24	0	246										
31	COIMBATORE	4	2		4	16	4	4	12	20	2		0	4	4	4	4	4	20	20	12	20	76	16	4	4	4	40	4	4			16	0	328											
32	HUBLI	1			2	3	1	1	2	5	0		1	1	1	1	1	1	2	5	5	4	20	0	4	1	1	8	1	2			4	0	82											
33	HYDERABAD	3	1	2	3	9	2	3	6	15	2		0	3	3	3	3	3	6	18	18	0	15	45	24	18	3	1	24	3	4			9	0	246										
34	KOZHIKODE	2	1		2	6	0	2	4	10	2		1	2	2	2	2	2	4	18	8	0	8	32	20	8	2	0	14	2	4			6	0	164										
35	MADURAI	4	1	2	4	20	0	4	8	15	2		4	0	4	4	0	4	2	20	20	12	10	100	0	20	4	2	40	4	2			20	0	328										
36	MANGALORE	2			2	8	0	2	4	10	1		1	0	2	2	0	2	0	16	14		10	30	10	14	2	1	24	2	0			8	0	165										
37	VIJAYWADA	2	0		2	8	0	2	4	10	1		2	4	2	2	2	2	0	10	10	4	4	34	20	10	2	1	16	2	2			8	0	164										
38	VISAKHAPATN	1	1		1	3	1	1	2	5	0		1	1	1	1	1	1	2	4	4	4	4	15	10	3	1		8	1	2			4	0	82										
39	GUWAHATI	1			2	2		2	2	5	0		0	0	2	2	1	1	2	5	5	0	0	5	5	2	0	1	5	2	2		5	3	1	2	0	65								
40	IMPHAL	3			6	6		6	6	15	0		0	0	3	3	3	6	15	15	0	0	9	24	9	0	0	3	21	3	3		12	9	3	6	0	195								
41	SILIGURI	2			2	4		4	4	10	0		0	0	2	2	2	4	8	4	4	4	10	6	6	0	0	2	10	2	4		22	6	0	2	4	0	130							
42	TINSUKIA	2			2	6	0	2	4	10	1		1	2	2	2	2	2	4	4	4	4	2	10	14	6	0	2	10	2	2		12	6	4	4	0	130								
43	BHOPAL	4	2		8	20	4	8	8	20	2		4	8	4	4	0	4	0	20	12	8	12	60	40	16	4	2	40	4	0			14	0	328										
44	GWALIOR	1			2	2	0	1	2	5			1	1	1	1	1	1	5	5	2	2	18	10	4	1	1	8	1	1			5	0	82											
45	INDORE	2	1		4	8	0	2	6	10	1		12	1	2	2	2	2	1	10	10	4	6	30	20	4	2	1	16	2			4	1	164											
46	JABALPUR	3	1		6	9	1	6	9	15	2		3	3	3	3	3	0	15	15	9	9	50	30	9	3	3	21	3	0			12	0	246											
47	JAIPUR	2	1		4	6	0	2	4	10	1		0	2	2	2	2	2	8	8	6	8	30	24	8	2	2	16	2	2			8	0	164											
48	NAGPUR	3	1		9	12	0	9	9	15	2		3	3	3	3	3	3	15	12	0	12	54	30	9	3	3	15	3	3			9	0	246											
49	RAIPUR	2	1		4	6	1	2	6	10	1		2	2	2	2	2	2	10	10	0	10	30	20	8	2	2	16	2	1			8	0	164											
50	UDAIPUR	2			4	6	0	2	6	10	1		12	2	2	2	2	2	1	12	12	4	14	6	30	4	2	1	20	2	0			4	1	164										
	TOTAL	122	4	31	0	6	0	200	0	466	48	198	266	584	53	0	1	91	136	130	125	90	133	122	631	575	190	8	348	1999	888	481	111	9	103	1047	123	125	51	24	10	10	454	4	0	9875

Table - I													
Category- wise break up of Workers Trained in Rural Awareness Camps													
Sr. No.	Category of Rural Workers	*Five days Camps		** Empowerment Camps (4 Days)				Two-Days Awareness Camps			Participants		
		Progs.	Participant s	2003-2018		2018-2019		1977-2018	2018-2019	Total	1977-2018	2018-19	Total
1	2	3	4	5	6	7	8	9	10	11	12	13	14
1	Landless Labour	328	12846	1269	49580	10	400	21180	492	21672	826633	18767	845400
2	Agriculture Workers and Marginal Farmers	969	38520	593	23329	7	269	33970	84	34054	1335867	3298	1339165
3	Fisheries Labour	36	1479	30	1169	2	77	860	8	868	33667	302	33969
4	Tribal Labour	91	3595	23	889	1	40	1216	9	1225	47313	349	47662
5	Rural Artisans	57	2299	72	2788	3	120	1728	19	1747	66154	730	66884
6	Forest Labour	17	683	41	1576	4	157	440	15	455	16641	585	17226
7	Educated Unemployed	163	6291	83	3254	3	119	2509	21	2530	97847	810	98657
8	Plantation Workers	0	0	44	1779	4	154	233	16	249	9332	634	9966
9	Rural Workers (General)	290	11656	213	8981	6	237	10754	25	10779	423572	975	424547
	Total	1951	77369	2368	93345	40	1573	72890	689	73579	2857026	26450	2883476

Table II											
Rural Workers Education during 2018-2019											
Category wise breakup of Workers Trained											
Sr. No.	Category of Rural Workers	No. of Programmes	Male				Female				Grand Total
			SC	ST	OTHER	TOTAL	SC	ST	OTHER	TOTAL	
1	Landless Labour	492	515	106	1290	1911	4726	1258	10872	16856	18767
2	Agriculture Workers and Marginal Farmers	84	104	14	246	364	605	118	2211	2934	3298
3	Fisheries Labour	8	3	0	25	28	91	5	178	274	302
4	Tribal Labour	9	0	75		75	0	274	0	274	349
5	Rural Artisans	19	35	18	34	87	248	29	366	643	730
6	Forest Labour	15	6	4	38	48	188	32	317	537	585
7	Educated Unemployed	21	25		87	112	187	16	495	698	810
8	Plantation Workers	16	9		78	87	145	26	376	547	634
9	Rural Workers (General)	25	28	6	69	103	298	9	565	872	975
	Total	689	725	223	1867	2815	6488	1767	15380	23635	26450

Table - III
Regional Directorate-wise Distribution of Workers Trained (Rural Sector)
During - April- 2018 To March - 2019

Sr. No.	Regional Directorate	No. of Programmes	Male				Female				Grand Total
			SC	ST	Oth	Total	SC	ST	Oth	Total	
	NORTH ZONE										
1	ALLAHABAD	23	86	0	243	329	201	0	387	588	917
2	BAREILLY	14	6	0	24	30	153	94	281	528	558
3	CHANDIGARH	6	9	0	4	13	164	0	57	221	234
4	DELHI	8	31	0	9	40	176	0	94	270	310
5	FARIDABAD	17	21	0	33	54	263	0	359	622	676
6	GHAZIABAD	19	7	0	114	121	122	0	478	600	721
7	GORAKHPUR	14	7	0	66	73	30	0	428	458	531
8	JAMMU	13	0	0	14	14	131	0	367	498	512
9	KANPUR	24	101	0	248	349	152	0	455	607	956
10	PARWANOO	2	0	0	16	16	40	0	24	64	80
	Total - NZ	140	268	0	771	1039	1432	94	2930	4456	5495
	EAST ZONE										
11	ASANSOL	13	7	0	0	7	304	122	76	502	509
12	BARRACKPORE	12	13	0	51	64	184	18	212	414	478
13	BERHAMPUR	14	19	0	46	65	154	54	274	482	547
14	BHUBANESHWAR	16	36	0	86	122	119	0	345	464	586
15	DHANBAD	12	63	0	101	164	96	0	208	304	468
16	JAMSHEDPUR	18	1	41	81	123	18	171	406	595	718
17	KOLKATA	19	0	0	0	0	367	0	385	752	752
18	MUZAFFARPUR	12	7	0	45	52	149	45	232	426	478
19	RANCHI	5	0	47	11	58	6	85	46	137	195
20	ROURKELA	12	7	48	47	102	2	256	119	377	479
	Total - EZ	133	153	136	468	757	1399	751	2303	4453	5210
	WEST ZONE										
21	AHMEDABAD	10	40	0	12	52	175	0	149	324	376
22	BARODA	8	15	0	7	22	174	8	92	274	296
23	GOA	20	1	3	102	106	0	22	556	578	684
24	MUMBAI	8	2	0	40	42	2	0	223	225	267
25	PUNE	15	0	0	2	2	149	14	424	587	589
26	RAJKOT	16	8	0	5	13	193	0	374	567	580
27	NASHIK	25	59	27	49	135	161	92	529	782	917
	Total - WZ	102	125	30	217	372	854	136	2347	3337	3709
	SOUTH ZONE										
28	BANGALORE	14	0	0	0	0	107	9	417	533	533
29	CHENNAI	12	7	0	0	7	424	5	44	473	480
30	COCHIN	10	6	1	36	43	32	0	297	329	372
31	COIMBATORE	14	4	0	113	117	20	0	403	423	540
32	HUBLI	12	6	0	12	18	29	1	431	461	479
33	HYDERABAD	11	0	0	20	20	75	0	345	420	440
34	KOZHIKODE	9	0	0	9	9	20	1	312	333	342
35	MADURAI	18	0	0	0	0	306	0	397	703	703
36	MANGALORE	6	0	0	0	0	36	20	174	230	230
37	VIJAYWADA	21	114	2	84	200	282	0	358	640	840
38	VISAKHAPATNAM	13	0	0	0	0	9	0	506	515	515
	Total - SZ	140	137	3	274	414	1340	36	3684	5060	5474
	NORTH-EAST ZONE										
39	GUWAHATI	10	5	21	26	52	19	44	268	331	383
40	IMPHAL	11	0	0	34	34	0	0	398	398	432
41	SILIGURI	16	7	11	24	42	327	25	243	595	637
42	TINSUKIA	14	0	0	0	0	0	41	506	547	547
	Total - NE	51	12	32	84	128	346	110	1415	1871	1999
	CENTRAL ZONE										
43	BHOPAL	3	0	0	0	0	15	0	105	120	120
44	GWALIOR	21	20	0	10	30	443	38	305	786	816
45	INDORE	21	0	0	0	0	140	55	592	787	787
46	JABALPUR	10	1	0	14	15	162	109	107	378	393
47	JAIPUR	10	2	2	5	9	76	55	253	384	393
48	NAGPUR	20	1	0	7	8	114	36	520	670	678
49	RAIPUR	24	0	1	1	2	132	51	631	814	816
50	UDAIPUR	14	6	19	16	41	35	296	188	519	560
	Total - CZ	123	30	22	53	105	1117	640	2701	4458	4563
	Grand Total	689	725	223	1867	2815	6488	1767	15380	23635	26450

Table IV

Workers Trained in Unorganised Sector During 2018-19

Sr. No.	Category of Workers	Number of Programmes			Number of Participants		
		1979-2018	2018-2019	Total	1979-2018	2018-2019	Total
1	Handloom	2136	10	2146	75577	396	75973
2	Powerloom	210	8	218	7632	316	7948
3	Khadi & Rural Industries	401	6	407	15462	231	15693
4	Small Scale Industries	1171	9	1180	44787	359	45146
5	Industrial Estate	183	2	185	6918	79	6997
6	Handicrafts	414	5	419	15819	200	16019
7	Sericulture	77	2	79	3006	73	3079
8	Coir Industries	169	5	174	6506	200	6706
9	Beedi Industries	733	3	736	40839	112	40951
10	Salt Workers	25	0	25	1016	0	1016
11	Health Workers	18	0	18	706	0	706
12	Rag Pickers	44	1	45	1709	37	1746
13	Cine Workers	1	0	1	40	0	40
14	Ship Breaking Workers	3	0	3	115	0	115
15	Others 4 days	3840	9	3849	150143	350	150493
	2 days	8512	587	9099	331210	22303	353513
	1 days	1318	103	1421	75199	5557	80756
	Total	19255	750	20005	776684	30213	806897

Table V
Workers Trained in Unorganised Sector During 2018-2019
(Category wise breakup of Workers Trained)
Unorganised Sector Programmes (4 days)

Sr. No	Category.	No.of Programmes	Male				Female				Grand Total
			SC	ST	Oth	Total	SC	ST	Oth	Total	
1	Handloom	10	16	7	50	73	91	36	196	323	396
2	Powerloom	8	7	12	36	55	50	16	195	261	316
3	Khadi & Rural Industries	6	11	0	34	45	46	0	140	186	231
4	Small Scale Industries	9	16	0	40	56	95	15	193	303	359
5	Industrial Estate	2	0	0	0	0	5	0	74	79	79
6	Handicrafts	5	4		26	30	38	0	132	170	200
7	Sericulture	2	5	0	3	8	17	0	48	65	73
8	Coir Industries	5	0	0	8	8	12	4	176	192	200
9	Beedi Industries	3	0	0	0	0	35	32	45	112	112
10	Salt Workers					0				0	0
11	Health Workers					0				0	0
12	Rag Pickers	1				0	2	1	34	37	37
13	Cine Workers					0				0	0
14	Ship Breaking Workers					0				0	0
15	Others 4 days	9	5	0	24	29	83	16	222	321	350
16	2 days	587	447	207	2178	2832	4559	1175	13737	19471	22303
17	One Day Retraining Prog. For Unorganised Sector	103	140	28	423	591	1985	232	2749	4966	5557
	Total	750	651	254	2822	3727	7018	1527	17941	26486	30213

Table VI
Empowerment Camp for Unorganised Sector (4 days)
During April 2018 to March 2019

Regional Directorate	No of Programmes	Male				Female				Grand Total
		SC	ST	Other	Total	SC	ST	Other	Total	
NORTH ZONE										
ALLAHABAD	2	9	0	28	37	7	0	36	43	80
BAREILLY					0				0	0
CHANDIGARH	2	0	0	0	0	60	0	19	79	79
DELHI	1	1	0	1	2	29	0	9	38	40
FARIDABAD	0				0				0	0
GHAZIABAD	0				0				0	0
GORAKHPUR	1	4	0	22	26	3	0	11	14	40
JAMMU	2	5	0	3	8	17	0	48	65	73
KANPUR	2	14	0	19	33	22	0	25	47	80
PARWANOO	2	0	0	16	16	0	0	64	64	80
Total - NZ	12	33	0	89	122	138	0	212	350	472
EAST ZONE										
ASANSOL	1	0	0	0	0	16	0	24	40	40
BARRACKPORE	0				0				0	0
BERHAMPUR	1	0	0	0	0	12	24	0	36	36
BHUBANESHWAR	1	0	0	0	0	7	0	33	40	40
DHANBAD	0				0			0	0	0
JAMSHEDPUR	1	2	8	10	20	0	6	14	20	40
KOLKATA	1	0	0	0	0	0	0	40	40	40
MUZAFFARPUR	1	11	0	7	18	10	0	8	18	36
RANCHI	2	1	4	14	19	10	24	27	61	80
ROURKELA	1	0	0	0	0	2	4	34	40	40
Total - EZ	9	14	12	31	57	57	58	180	295	352
WEST ZONE										
AHMEDABAD	0				0				0	0
BARODA	1	0	0	0	0	26	0	5	31	31
GOA	1	0	0	0	0	0	10	30	40	40
MUMBAI	1	0	0	0	0	0	0	40	40	40
PUNE	0				0				0	0
RAJKOT	0				0				0	0
NASHIK	1	0	0	0	0	2	1	34	37	37
Total - WZ	4	0	0	0	0	28	11	109	148	148
SOUTH ZONE										
BANGALORE	0				0				0	0
CHENNAI	2	0	0	3	3	17	0	60	77	80
COCHIN	2	0	0	1	1	1	0	78	79	80
COIMBATORE	2	0	0	5	5	40	0	35	75	80
HUBLI	0				0				0	0
HYDERABAD	1	0	0	0	0	21	0	19	40	40
KOZHICODE	1	0	0	2	2	2	0	36	38	40
MADURAI	4	0	0	0	0	11	0	146	157	157
MANGALORE	1	0	0	0	0	0	0	40	40	40
VIJAYAWADA	0				0				0	0
VISAKHAPATNAM	0				0				0	0
Total- SZ	13	0	0	11	11	92	0	414	506	517
NORTH EAST ZONE										
GUWAHATI	2	0	0	0	0	0	0	80	80	80
IMPHAL	2	0	0	7	7	0	0	72	72	79
TINSUKIA	2	1	0	4	5	16	0	59	75	80
SILIGURI	5	12	0	43	55	50	0	95	145	200
Total -NEZ	11	13	0	54	67	66	0	306	372	439
CENTRAL ZONE										
RAIPUR	0	0	0	0	0	0	0	0	0	0
BHOPAL	0				0				0	0
INDORE	2	0	0	0	0	14	4	61	79	79
JABALPUR	2	0	7	35	42	0	14	24	38	80
GWALIOR	1	0	0	0	0	7	0	33	40	40
JAIPUR	2	0	0	0	0	14	0	65	79	79
UDAIPUR	2	0	0	1	1	15	25	39	79	80
NAGPUR	2	4	0	0	4	43	8	12	63	67
Total - CZ	11	4	7	36	47	93	51	234	378	425
Grand Total	60	64	19	221	304	474	120	1455	2049	2353

Table VII
Regional Directoratewise Distribution of Workers Trained (Special Seminars)
During April 2018 to March 2019

Regional Directorate	No of Programmes	Male				Female				Grand Total
		SC	ST	Other	Total	SC	ST	Other	Total	
NORTH ZONE										
ALLAHABAD	51	281	0	429	710	588	0	736	1324	2034
BAREILLY	32	34	0	67	101	218	46	897	1161	1262
CHANDIGARH	26	50	0	17	67	699	0	235	934	1001
DELHI	21	14	0	38	52	248	0	449	697	749
FARIDABAD	51	138	0	195	333	820	0	851	1671	2004
GHAZIABAD	42	13	1	269	283	276	39	1017	1332	1615
GORAKHPUR	42	71	0	230	301	576	0	749	1325	1626
JAMMU	45	33	63	107	203	345	115	1102	1562	1765
KANPUR	57	137	0	93	230	770	0	1277	2047	2277
PARWANOO	26	9	1	148	158	121	56	614	791	949
Total - NZ	393	780	65	1593	2438	4661	256	7927	12844	15282
EAST ZONE										
ASANSOL	22	10	32	6	48	237	76	500	813	861
BARRACKPORE	31	22	0	105	127	560	28	518	1106	1233
BERHAMPUR	27	18	39	91	148	165	84	642	891	1039
BHUBANESHWAR	26	61	8	101	170	237	13	547	797	967
DHANBAD	42	19	20	77	116	453	179	918	1550	1666
JAMSHEDPUR	42	20	44	169	233	98	329	976	1403	1636
KOLKATA	38	1	0	17	18	569	15	896	1480	1498
MUZAFFARPUR	35	77	4	167	248	402	84	653	1139	1387
RANCHI	32	39	110	50	199	147	709	212	1068	1267
ROURKELA	49	70	126	100	296	265	591	776	1632	1928
Total - EZ	344	337	383	883	1603	3133	2108	6638	11879	13482
WEST ZONE										
AHMEDABAD	39	70	2	7	79	735	26	602	1363	1442
BARODA	18	17	24	0	41	304	43	246	593	634
GOA	48	1	12	232	245	22	106	918	1046	1291
MUMBAI	45	0	0	73	73	181	156	1113	1450	1523
PUNE	26	2	0	18	20	336	19	563	918	938
RAJKOT	33	20	3	6	29	346	148	691	1185	1214
NASHIK	56	108	34	97	239	549	162	1103	1814	2053
Total - WZ	265	218	75	433	726	2473	660	5236	8369	9095
SOUTH ZONE										
BANGALORE	29	0	0	0	0	298	21	785	1104	1104
CHENNAI	45	21	0	7	28	949	40	764	1753	1781
COCHIN	45	1	41	19	61	159	464	1103	1726	1787
COIMBATORE	70	102	0	245	347	915	2	1462	2379	2726
HUBLI	23	4	8	31	43	126	132	594	852	895
HYDERABAD	44	1	1	18	20	601	144	951	1696	1716
KOZHIKODE	31	12	2	57	71	136	1	960	1097	1168
MADURAI	52	0	0	8	8	835	48	1156	2039	2047
MANGALORE	26	0	3	46	49	167	22	640	829	878
VIJAYAWADA	43	100	32	102	234	536	151	799	1486	1720
VISAKHAPATNAM	52	0	0	0	0	404	23	1640	2067	2067
Total- SZ	460	241	87	533	861	5126	1048	10854	17028	17889
NORTH EAST ZONE										
GUWAHATI	20	1	8	56	65	82	61	588	731	796
IMPHAL	18	26	0	116	142	93	24	477	594	736
TINSUKIA	31	17	1	43	61	427	8	738	1173	1234
SILIGURI	25	0	0	20	20	0	35	918	953	973
Total -NEZ	94	44	9	235	288	602	128	2721	3451	3739
CENTRAL ZONE										
					0				0	0
RAIPUR	37	1	0	1	2	337	181	668	1186	1188
BHOPAL	44	28	26	117	171	289	180	1030	1499	1670
INDORE	38	0	3	35	38	569	323	674	1566	1604
JABALPUR	44	76	52	249	377	367	287	558	1212	1589
GWALIOR	55	4	2	14	20	857	194	1000	2051	2071
JAIPUR	37	22	8	60	90	446	100	802	1348	1438
UDAIPUR	31	15	66	3	84	139	685	328	1152	1236
NAGPUR	40	3	1	5	9	393	205	661	1259	1268
Total - CZ	326	149	158	484	791	3397	2155	5721	11273	12064
Grand Total	1882	1769	777	4161	6707	19392	6355	39097	64844	71551

Table - VIII
Zone-wise Distribution of Trainers and Workers Trained (2018-19)

Sr. No.	Regional Directorate	No. of Trainers Trained			No. of Participants in PDP			No. of Workers Trained in ULC's		
		Pub. Sec.	Pvt. Sec.	Total	Pub. Sec.	Pvt. Sec.	Total	Pub. Sec.	Pvt. Sec.	Total
	NORTH ZONE									
1	ALLAHABAD	0	24	24	0	0	0	0	0	0
2	BAREILLY								30	30
3	CHANDIGARH									0
4	DELHI									
5	FARIDABAD									
6	GHAZIABAD									
7	GORAKHPUR						0			0
8	JAMMU									
9	KANPUR				18	0	18	25	0	25
10	PARWANOO									
	EAST ZONE									
11	ASANSOL				19	0	19			
12	BARRACKPORE									
13	BERHAMPUR									
14	BHUBANESHWAR									
15	DHANBAD									
16	JAMSHEDPUR				28	0	28	0	0	0
17	KOLKATA									
18	MUZAFFARPUR									
19	RANCHI									
20	ROURKELA									
	WEST ZONE									
21	AHMEDABAD							0	20	20
22	BARODA						0	28	0	28
23	GOA									0
24	MUMBAI							30		30
25	PUNE							39	30	69
26	RAJKOT							0	43	43
27	NASHIK						0	0	0	0
	SOUTH ZONE									
28	BANGALORE							52	20	72
29	CHENNAI									
30	COCHIN							40	0	40
31	COIMBATORE				25	0	25			
32	HUBLI							64	0	64
33	HYDERABAD				30	0	30	89	0	89
33	KOZHIKODE									
34	MADURAI				35	0	35			0
35	MANGALORE									
36	VIJAYAWADA									
37	VISAKHAPATNAM									
	NORTH EAST ZONE									
38	GUWAHATI									
39	IMPHAL				0	60	60			
40	TINSUKIA				0	60	60			
41	SILIGURI									
	CENTRAL ZONE									
42	RAIPUR						0	25		25
43	BHOPAL				27	0	27			
44	INDORE								27	27
45	JABALPUR									
46	GWALIOR									
47	JAIPUR				36	0	36			0
48	UDAIPUR									
50	NAGPUR				15	0	15			
	Grand Total	0	24	24	233	120	353	392	170	562

Table - IX							
Industry- wise Break-up of Trainers and Workers Trained (2018-19)							
Sr. No.	Item Industry	Trainers			Workers(Unit Level Classes)		
		Pub. Sector	Pvt. Sector	Total	Pub. Sector	Pvt. Sector	Total
1	Agriculture				0	20	20
2	Sugar				11	1	12
3	Food and Drinks				5	2	7
4	Mining(Metallic)				0	34	34
5	Mining(Non-Metallic)				13	0	13
6	Textile and Hosiery				5	0	5
7	Jute				2	0	2
8	Engineering				52	27	79
9	Chemicals & Fertilizers				58	0	58
10	Paper & Paper Products				4	2	6
11	Printing & Publishing				9	1	10
12	Cement				0	30	30
13	Glass & Potteries				3	1	4
14	Leather Tanneries				6	0	6
15	Rubber and Rubber Product				1	3	4
16	Transport				5	1	6
17	Ports and Docks				6	3	9
18	Commercial Service				8	1	9
19	Govt.& Local Bodies	14	0	14	10	1	11
20	Electricity & Power				4	3	7
21	Petroleum				10	0	10
22	Electronics				20	0	20
23	Defence				30	0	30
24	Railway				25	0	25
25	Miscellaneous	10	0	10	103	42	145
	Grand Total	24	0	24	390	172	562

Table X
Empowerment Camps for Weaker Section (4 days) During April, 2018 to March 2019

Sr. No.	Regional Directorate	No of Programmes	Male				Female				Grand Total
			SC	ST	Other	Total	SC	ST	Other	Total	
	NORTH ZONE										
1	ALLAHABAD	1	0	0	16	16	0	0	24	24	40
2	BAREILLY	0				0				0	0
3	CHANDIGARH	2	0	0	0	0	65	0	15	80	80
4	DELHI	1				0	18	0	21	39	39
5	FARIDABAD	0				0				0	0
6	GHAZIABAD	2	0			0	10	0	70	80	80
7	GORAKHPUR	3	3		12	15	46	0	59	105	120
8	JAMMU	0				0				0	0
9	KANPUR	2	0		24	24	14	0	42	56	80
10	PARWANOO	2	0			0	16	0	64	80	80
	Total - NZ	13	3	0	52	55	169	0	295	464	519
	EAST ZONE										
11	ASANSOL	1	0			0	2	0	38	40	40
12	BARRACKPORE	0				0				0	0
13	BERHAMPUR					0				0	0
14	BHUBANESHWAR	1	0			0	19	0	21	40	40
15	DHANBAD	0				0				0	0
16	JAMSHEDPUR	1			9	9	0		31	31	40
17	KOLKATA					0				0	0
18	MUZAFFARPUR					0				0	0
19	RANCHI					0				0	0
20	ROURKELA					0				0	0
	Total - EZ	3	0	0	9	9	21	0	90	111	120
	WEST ZONE										
21	AHMEDABAD	1	0			0	0	0	35	35	35
22	BARODA	1				0	36	0	0	36	36
23	GOA	2				0	0	30	29	59	59
24	MUMBAI	1				0			40	40	40
25	PUNE	2				0	1	6	67	74	74
26	RAJKOT	0				0				0	0
27	NASHIK					0				0	0
	Total - WZ	7	0	0	0	0	37	36	171	244	244
	SOUTH ZONE										
28	BANGALORE	1	0			0	3	5	32	40	40
29	CHENNAI	1				0	26	0	14	40	40
30	COCHIN	2				0	33	0	47	80	80
31	COIMBATORE	0				0				0	0
32	HUBLI					0				0	0
33	HYDERABAD	1				0	13	0	27	40	40
34	KOZHIKODE	1				0	1		39	40	40
35	MADURAI	0				0				0	0
36	MANGALORE	1				0	3	1	31	35	35
37	VIJAYAWADA	1				0	40	0	0	40	40
38	VISAKHAPATNAM					0				0	0
	Total- SZ	8	0	0	0	0	119	6	190	315	315
	NORTH EAST ZONE										
39	GUWAHATI	2	0			0	0	0	79	79	79
40	IMPHAL	2				0	0	40	40	80	80
41	TINSUKIA	1	0	0	0	0	0	0	40	40	40
42	SILIGURI	2				0	37	0	43	80	80
	Total -NEZ	7	0	0	0	0	37	40	202	279	279
	CENTRAL ZONE										
43	RAIPUR	0	0			0				0	0
44	BHOPAL	0				0				0	0
45	INDORE	3	0			0	0	0	120	120	120
46	JABALPUR	3			4	4	15	25	70	110	114
47	GWALIOR	2				0	15	4	61	80	80
48	JAIPUR	2	26			26	42	0	12	54	80
49	UDAIPUR	2				0	37	17	26	80	80
50	NAGPUR	3				0	49	3	59	111	111
	Total - CZ	15	26	0	4	30	158	49	348	555	585
	Grand Total	53	29	0	65	94	541	131	1296	1968	2062

Table XI
Personality Development Programme (21 days) During April, 2018 to March 2019

Sr. No.	Regional Directorate	No of Progrmmes	Male				Female				Grand Total
			SC	ST	Other	Total	SC	ST	Other	Total	
	NORTH ZONE										
1	ALLAHABAD	0									0
2	BAREILLY										0
3	CHANDIGARH										0
4	DELHI										0
5	FARIDABAD										0
6	GHAZIABAD										0
7	GORAKHPUR					0				0	0
8	JAMMU					0				0	0
9	KANPUR	1	0		16	16	0	0	2	2	18
10	PARWANOO										0
	Total - NZ	1	0	0	16	16	0	0	2	2	18
	EAST ZONE										
11	ASANSOL										0
12	BARRACKPORE	1	4	0	14	18	0	0	1	1	19
13	BERHAMPUR										0
14	BHUBANESHWAR										0
15	DHANBAD										0
16	JAMSHEDPUR	1	1	3	24	28	0	0	0	0	28
17	KOLKATA										0
18	MUZAFFARPUR										0
19	RANCHI										0
20	ROURKELA										0
	Total - EZ	2	5	3	38	46	0	0	1	1	47
	WEST ZONE										
21	AHMEDABAD										0
22	BARODA					0	0	0	0	0	0
23	GOA										0
24	MUMBAI										0
25	PUNE										0
26	RAJKOT										0
27	NASHIK					0					0
	Total - WZ	0	0	0	0	0	0	0	0	0	0
	SOUTH ZONE										
28	BANGALORE										0
29	CHENNAI										0
30	COCHIN										0
31	COIMBATORE	1	0	0	25	25	0			0	25
32	HUBLI										0
33	HYDERABAD	1	0	0	30	30	0	0	0	0	30
34	KOZHICODE					0					0
35	MADURAI	1	0	0	35	35	0			0	35
36	MANGALORE					0					0
37	VIJAYAWADA					0					0
38	VISAKHAPATNAM					0					0
	Total- SZ	3	0	0	90	90	0	0	0	0	90
	NORTH EAST ZONE										
39	GUWAHATI	0									0
40	IMPHAL	2	0	0	20	20	7	0	33	40	60
41	TINSUKIA	2	0	2	0	2	4	10	44	58	60
42	SILIGURI					0					0
	Total -NEZ	4	0	2	20	22	11	10	77	98	120
	CENTRAL ZONE										
43	RAIPUR	0					0	0	0	0	0
44	BHOPAL	1	0	0	27	27	0	0	0	0	27
45	INDORE										0
46	JABALPUR										0
47	GWALIOR										0
48	JAIPUR	1	0	0	36	36	0	0	0	0	36
49	UDAIPUR										0
50	NAGPUR	1	0	0	15	15					15
	Total - CZ	3	0	0	78	78	0	0	0	0	78
	Grand Total	13	5	5	242	252	11	10	80	101	353

Table - XII										
Progress Report of Training Programmes During April-2018 To March-2019										
A c t i v i t y	No. of	Male				Female				Grand Total
		SC	ST	Oth	Total	SC	ST	Oth	Total	
NATIONAL LEVEL										
NORTH EAST NATIONAL LEVEL (5 Days)	5	2	14	68	84	7	14	45	66	150
REGIONAL LEVEL					0				0	0
TRAINING OF TRAINERS (45 Days)	1	5	0	19	24	0	0	0	0	24
PERSONALITY DEVELOPMENT PROGRAMME (21Days)	9	5	3	222	230	0	0	3	3	233
JOINT EDUCATIONAL PROGRAMME (3 Days)	2	2	7	22	31	0	3	1	4	35
NEED BASED SEMINAR (2 Days)	146	263	124	2356	2743	55	39	688	782	3525
SELF GENERATION OF FUNDS PROGRAMMES (3 Days) INCLUDING CTPG	10	31	10	140	181	0	4	9	13	194
WORKERS PARTICIPATION IN MANAGEMENT (3 Days)	17	30	27	331	388	2	1	24	27	445
JOINT EDUCATIONAL PROGRAMME (1Days)	716	1467	459	13624	15550	306	124	2281	2711	18261
PERSONALITY DEVELOPMENT PROGRAMME (10 Days)	4	0	2	20	22	11	10	77	98	120
NEED BASED SEMINAR (1Days)					0				0	0
UNIT LEVEL					0				0	0
UNIT LEVEL CLASSES (PT) (45 Days)	21	46	12	408	466	1	2	41	44	510
UNIT LEVEL CLASSES (FT) (21Days)	1	0	0	52	52				0	52
UNIT LEVEL CLASSES (FT) (30 Days)					0				0	0
UNIT LEVEL CLASSES WEEK END (90 Days)					0				0	0
JOINT EDUCATIONAL PROGRAMMES (2 Days)	132	314	186	2272	2772	52	60	378	490	3262
SELF GENERATION OF FUNDS PROGRAMMES (2 Days)	123	168	122	1804	2094	20	55	255	330	2424
SELF GENERATION OF FUNDS PROGRAMME (1Days)	383	549	286	6065	6900	25	20	444	489	7389
QUALITY OF LIFE PROG.(ORG.) (4 Days)	0				0				0	0
QUALITY OF LIFE PROG.(ORG.) (2 Days)	11	10	65	118	193	10	65	98	173	366
PLANT LEVEL PROGRAMME (1Days)	110	133	74	1911	2118	78	50	371	499	2617
T o t a l	1691	3025	1391	29432	33848	567	447	4715	5729	39577
UNORGANISED SECTOR										
EMPOWERMENT CAMP FOR UNORGANISED SECTOR (4 Days)	60	64	19	221	304	474	120	1455	2049	2353
QUALITY OF LIFE PROG.(UNORG.) (4 Days)	29	198	53	299	550	197	53	300	550	1100
QUALITY OF LIFE PROG.(UNORG.) (2 Days)	45	205	67	560	832	233	75	602	910	1742
ONE DAY RE-TRG.PROG.(UNORGANISED) (1Days)	103	140	28	423	591	1985	232	2749	4966	5557
STATE LEVEL N.E. (3 Days)	45	44	83	450	577	46	213	514	773	1350
EMPOWERMENT CAMP FOR SCSP (4 DAYS)	3	6	0	0	6	114	0		114	120
SPL.SC WORKERS SCSP (2 DAYS)	1495	5346	0	0	5346	51301	0	0	51301	56647
SPL ST WORKERS TSP (2 DAYS)	675	0	3472	0	3472	0	2118		2118	24590
WEAKER SECTION					0				0	0
EMPOWERMENT CAMP FOR WEAKER SECTION (4 Days)	53	29	0	65	94	541	131	1296	1968	2062
STONE QUARY WORKERS (2 Days)	2	3	0	5	8	60	0	12	72	80
SPECIAL SEMINAR										
SPL. PROGRAMME FOR UNORGANISED SECTOR (2 Days)	587	447	207	2178	2832	4559	1175	13737	19471	22303
SPL. PROGRAMME FOR WOMEN WORKERS (2 Days)	403	0	0	0	0	3285	1148	10911	15344	15344
SPL.PROGRAMME FOR PARENTS OF CHILD LABOR (2 Days)	198	244	115	682	1041	1725	607	4373	6705	7746
SPL.PROGRAMME FOR CHILD LABOUR (2 Days)	0				0				0	0
SPL. PROGRAMME FOR SC/ST WORKERS (2 Days)	256	583	317	0	900	6098	2573	0	8671	9571
SPL.PROGRAMME LABOUR WELFARE & DEVELOP (2 Days)	424	453	124	1214	1791	3592	798	9881	14271	16062
PANCHAYATIRAJ (2 Days)	14	42	14	87	143	133	54	195	382	525
INNOVATIVE PROGRAMME (1Days)	21	0	0	798	798	0	0	1389	1389	2187
PANCHAYATI RAJ (3 Days)	18	7	7	205	219	14	27	263	304	523
T o t a l	4431	7811	4506	7187	19504	74357	28324	47677	150358	169862
RURAL SECTOR										
RURAL AWARENESS CAMP (2 Days)	689	725	223	1867	2815	6488	1767	15380	23635	26450
EMPOWERMENT CAMP FOR RURAL SECTOR (4 Days)	40	56	4	30	90	471	120	892	1483	1573
ONE DAY RE-TRG.PROG.(RURAL) (1Days)	91	131	9	373	513	1617	134	2608	4359	4872
MAHATMA GANDHI NATIONAL RURAL EMPLOYMENT GURNTTEE ACT. (2 DAYS) VILLAGE LEVEL	238	324	65	785	1174	2298	643	5073	8014	9188
SELF AWARENESS CAMP (4 Days)	4	0	0	2	2	33	4	121	158	160
T o t a l	1062	1236	301	3057	4594	10907	2668	24074	37649	42243
Grand Total	7184	12072	6198	39676	57946	85831	31439	76466	193736	251682

Table XIII											
MAHATMA GANDHI NATIONAL RURAL EMPLOYMENT GUARANTEE ACT PROGRAMME											
During April 2018 to March 2019											
Sr. No.	Regional Directorate	No of Programmes	Male				Female				Grand Total
			SC	ST	Other	Total	SC	ST	Other	Total	
	NORTH ZONE										
1	ALLAHABAD	7	27	0	14	141	50	0	87	137	278
2	BAREILLY	4	19	0	76	95	15	0	50	65	160
3	CHANDIGARH	5	21	0	9	30	127	0	35	162	192
4	DELHI	0				0				0	0
5	FARIDABAD	8	29	0	30	59	162	0	92	254	313
6	GHAZIABAD	3	3	0	31	34	20	0	61	81	115
7	GORAKHPUR	7	13	0	12	25	33	0	211	244	269
8	JAMMU	5	4	0	10	14	23	0	157	180	194
9	KANPUR	7	31	0	90	121	54	0	105	159	280
10	PARWANOO	0				0				0	0
	Total - NZ	46	147	0	372	519	484	0	798	1282	1801
	EAST ZONE										
11	ASANSOL	6	0			0	14	0	224	238	238
12	BARRACKPORE	1	0			0	9	0	31	40	40
13	BERHAMPUR	5	0		28	28	36	0	136	172	200
14	BHUBANESHWAR	8	11	0	46	57	87	0	166	253	310
15	DHANBAD	8	3	0	17	20	29	15	256	300	320
16	JAMSHEDPUR	4	0	4	6	10	0	43	107	150	160
17	KOLKATA	4	0			0	109	0	48	157	157
18	MUZAFFARPUR	8	33	0	35	68	102	0	147	249	317
19	RANCHI	3	0	11	0	11	3	92	8	103	114
20	ROURKELA	1	0	4	1	5	1	30	4	35	40
	Total - EZ	48	47	19	133	199	390	180	1127	1697	1896
	WEST ZONE										
21	AHMEDABAD	1	0			0	36			36	36
22	BARODA	1	26	2	5	33	0			0	33
23	GOA	7	0	0	31	31	5	11	213	229	260
24	MUMBAI	4	0	0	59	59	0	0	88	88	147
25	PUNE	5	0	0	2	2	13	36	138	187	189
26	RAJKOT	1	0			0	0		40	40	40
27	NASHIK	9	19	12	40	71	43	39	178	260	331
	Total - WZ	28	45	14	137	196	97	86	657	840	1036
	SOUTH ZONE										
28	BANGALORE	8	0			0	27	0	277	304	304
29	CHENNAI	8	0			0	104	47	169	320	320
30	COCHIN	1	0			0	0		40	40	40
31	COIMBATORE	15	54	0	7	61	430	0	97	527	588
32	HUBLI	6	14	0	4	18	65	7	144	216	234
33	HYDERABAD	5	5	0	11	16	85	6	81	172	188
34	KOZHIKODE	6	0	1	23	24	0	21	195	216	240
35	MADURAI	6	0			0	54	0	186	240	240
36	MANGALORE	4	0			0	102	1	33	136	136
37	VJAYAWADA	4	1	0	25	26	13	2	119	134	160
38	VISAKHAPATNAM	0	0	0	0	0	0	0	0	0	0
	Total- SZ	63	74	1	70	145	880	84	1341	2305	2450
	NORTH EAST ZONE										
39	GUWAHATI	1	0			0	0	39	1	40	40
40	IMPHAL	4	0		18	18	0	0	137	137	155
41	TINSUKIA	5	0			0	2	31	165	198	198
42	SILIGURI	6	6	13	7	26	120	39	55	214	240
	Total -NEZ	16	6	13	25	44	122	109	358	589	633
	CENTRAL ZONE										
43	RAIPUR	9	0			0	5	20	297	322	322
44	BHOPAL	3	0			0	7	71	42	120	120
45	INDORE	5	0			0	117	0	82	199	199
46	JABALPUR	4	5	18	45	68	6	20	28	54	122
47	GWALIOR	4	0			0	107	8	31	146	146
48	JAIPUR	7	0		3	3	43	47	185	275	278
49	UDAIPUR	0				0				0	0
50	NAGPUR	5	0			0	40	18	127	185	185
	Total - CZ	37	5	18	48	71	325	184	792	1301	1372
	Grand Total	238	324	65	785	1174	2298	643	5073	8014	9188

Table XIV										
Number of Education Officers, Trainers and Workers Trained (1958- 2019)										
Plan/Year	Education Officers	Trainers	Personality Development Programmes	Workers in			Workers in			
				Unit Level Classes	Short Term Programmes	Rural Volunteers	Rural Awareness Camp	Unorganised sectorpr Camps	Functional Adult Literacy Classes	By Grantees
Second Plan 1958-1961	100	1070		9070						0
Third Plan 1961-1966	217	6340		309470						2371
Annual Plan 1966-1969	59	9055		419823	105975					9187
Fourth Plan 1969-1974	36	14856		802394	307591					72987
Fifth Plan 1974-1978	44	15166		720458	485594		6214			110393
Annual Plan 1978-1979	46	3955		213677	91306		7386			25417
(1979-80)		3927		185891	38563		17671	5241	4149	25911
Sixth Plan 1980-1985	56	15984	3087	667160	32970	589	268556	86691	116551	124106
Seventh Plan 1985-1990	78	6588	19677	279194	170485	236	451936	60027	64749	123121
Annual Plan 1990-1991	0	1209	3957	52385	46041	169	139798	17138	13607	15056
1991-92	24	1305	3904	52424	47504	124	136861	18321	9972	15544
Eight Plan 1992-1997	75	5721	17397	230281	240562	1054	494239	84909	40258	59424
Ninth Plan 1997-2002	0	2737	16495	112171	706939	149	403588	187672	9310	36926
Tenth Plan 2002-2007	81	1470	10606	28071	336173	0	516765	623111	1698	30369
Eleventh Plan 2007-2012	0	1134	7275	15361	279644	0	500276	700630	343	24922
Twelfth Plan 2012-2017	0	683	4106	9306	235333	0	391180	1358569	602	8543
Annual Plan 2017-2018	0	0	302	563	50303	0	51109	209435	0	0
Annual Plan 2018-2019	0	24	353	562	40825	0	42243	167675	0	0
Total	816	91224	87159	4108261	3215808	2321	3427822	3519419	261239	684277

Table - XV						
Grants-in-Aid to trade Union Organisations and other Bodies/Institutions as on 31st March 2019						
Sr. No.	Organisation	No. of Union	Amount paid Upto 31st March, 2018	Amount paid from April,18 to March,2019	Total Amount paid upto March,2019	Workers Trained upto
	Unions Affiliated to Following Central Organisations					
1	2	3	4	5	6	7
1	Bharatiya Mazdoor Sangh (BMS)	179	35,50,392.43	15,930.00	35,66,322.43	50185
2	Indian National Trade Union Congress (INTUC)	363	57,02,939.00	-	57,02,939.00	165577
3	All Indian Trade Union Congress (AITUC)	162	34,79,053.03	-	34,79,053.03	86831
4	Hind Mazdoor Sabha (HMS)	111	31,03,274.82	-	31,03,274.82	89625
5	Centre of Indian Trade Union	16	91,564.04	-	91,564.04	2699
6	United Trade Union Congress	8	30,071.05	-	30,071.05	2522
7	National Front of India Trade Union	15	166,405.67	-	166,405.67	10743
8	National Labour Organisation	27	11,30,237.76	-	11,30,237.76	32848
9	Hind Mazdoor Panchayat	15	44,062.25	-	44,062.25	2555
10	Hind Khet Mazdoor Panchayat	1	1,18,976.00	-	1,18,976.00	1960
11	NATIONAL FEDERATION			-		
	a All India Port & Dock Workers Federation	3	71,159.95	-	71,159.95	1458
	b All India Defence Employees Federation	28	4,59,934.64	-	4,59,934.64	20763
	c All India Chemical & Pharmaceutical Employees	1	2,109.75	-	2,109.75	83
	d All India P & T Employees Federation	1	3,177.00	-	3,177.00	225
	e All India Railwaymen's Federation	1	17,106.15	-	17,106.15	519
	f All India Electricity Employees Federation	2	121,184.23	-	121,184.23	3402
	g Indian National Metal Workers Federation	1	26,781.90	-	26,781.90	454
	h National Federation of Employees of the Government of India Printing & Stationery	1	4,574.70	-	4,574.70	262
	i All India Reserve Bank Workers Federation	3	8,331.60	-	8,331.60	159
	j All India Medical & Health Employees Federation, Kolkata	1	693.00	-	693.00	40
	k All India Insurance Corporation Federation	6	48,774.95	-	48,774.95	784
	l All Confederation of CGO Association	1	1,444.50	-	1,444.50	40
	m All India Bank Employees Federation	4	11,894.00	-	11,894.00	1256
	n All India Contonment Employees Federation	1	3,082.50	-	3,082.50	82
	o All India Newspaper Employees Federation	1	17,755.90	-	17,755.90	400
	p L. P. F. (State Level Federation)	3	78,345.65	-	78,345.65	2231
12	S.L.F. (State Level Federation)	60	4,06,313.70	-	4,06,313.70	26600
13	Independent Trade Unions	309	44,53,860.10	-	44,53,860.10	116261
14	Educational Institutions	15	74,089.41	-	74,089.41	7196
15	Other Bodies registered under the Societies Registration Act XXI of 1860	248	49,53,119.4	-	49,53,119.4	56607
	TOTAL	1587	2,81,80,771.62	-	2,81,96,701.62	684367

ANNUAL ACCOUNTS

FOR THE FINANCIAL YEAR

2018 – 2019



**DATTOPANT THENGADI NATIONAL BOARD FOR
WORKERS EDUCATION AND DEVELOPMENT**



भारतीय लेखा परीक्षा और लेखा विभाग
महानिदेशक लेखा परीक्षा (केंद्रीय) का कार्यालय
सी-25, लेखा परीक्षा भवन, आयकर भवन के पीछे,
वांद्रा कुर्ला कॉम्प्लेक्स, वांद्रा (पूर्व), मुंबई - 400051.
टेली/ (EPBX) (022)-26572907 फैक्स/ :26572451

क. म. नि. ले. प. (के.)/ना. एवं. स्वा. नि./एत. आर. ए./18-19/ DTNBWED NAGPUR /

दिनांक:- 23/06/2020

सेवा में,
सचिव, भारत सरकार
Ministry of Labour and Employment,
Shram Shakti Bhawan,
नई दिल्ली - 110001.

विषय - वर्ष 2018-19 के लिए दत्तोपंत ठेंगडी राष्ट्रीय श्रमिक शिक्षा एवं विकास बोर्ड, नागपुर के लेखाओं पर
प्रथम लेखापरीक्षा प्रतिवेदन।

महोदय,

31 मार्च 2019 को समाप्त वर्ष के लिए दत्तोपंत ठेंगडी राष्ट्रीय श्रमिक शिक्षा एवं विकास बोर्ड,
नागपुर, (Dattopant Thengdi National Board for Workers Education and Development, Nagpur) के
लेखाओं पर प्रथम लेखापरीक्षा प्रतिवेदन निम्नलिखित दस्तावेजों के साथ संसद के दोनों सदनों की पटल पर प्रस्तुत करने हेतु
अंग्रेजित किया जा रहा है।

i) वर्ष 2018-19 के लिए वार्षिक लेखे

ii) अनुबंधक सहित लेखापरीक्षा प्रतिवेदन-सह-लेखापरीक्षा प्रमाण पत्र

कृपया संसद में प्रस्तुत दस्तावेजों की प्रतियां एवं सदनों में उनकी प्रस्तुति की तिथि के सम्बन्ध में सूचना इस कार्यालय को अंग्रेजित की
जाए।

कृपया पत्र की प्राप्ति की सूचना दें।

संलग्नक: यथोपरि

भवदीय

sd/-

उपनिदेशक/ना. एवं. स्वा. नि.

क. म. नि. ले. प. (के.)/ना. एवं. स्वा. नि./एत. आर. ए./18-19/ DTNBWED NAGPUR / 02-

दिनांक:- 23/06/2020

सेवा में,
निदेशक,
दत्तोपंत ठेंगडी राष्ट्रीय श्रमिक शिक्षा एवं विकास बोर्ड, नागपुर,
North Ambazari Road, Nagpur 440 033.

अनुबंधक के साथ प्रथम लेखापरीक्षा प्रतिवेदन की एक प्रति जानकारी एवं आवश्यक कार्यवाही हेतु अंग्रेजित की जा रही है।
संसद में दस्तावेजों की प्रस्तुति की तिथि एवं उनकी प्रतिलिपि इस कार्यालय को प्रस्तुत की जाए।

जे.टी.

उपनिदेशक/ना. एवं. स्वा. नि.

Separate Audit Report of the Comptroller & Auditor General of India on the Accounts of the DattopantThengadi National Board for Workers Education and Development, Nagpur for the year ended 31 March 2019.

We have audited the Balance Sheet of the DattopantThengadi National Board for Workers Education and Development, Nagpur as on 31 March 2019, the Income & Expenditure Account and the Receipt & Payment Account for the year ended on that date under Section 20(1) of the Comptroller & Auditor General's (Duties, Powers & Conditions of Service) Act, 1971 and Rule 20(ii) of the Rules & Regulations of the Board. The audit has been entrusted for the period up to 2018-19. These financial statements are the responsibility of the Board's management. Our responsibility is to express an opinion on these financial statements based on our audit.

2. This Separate Audit Report contains the comments of the Comptroller & Auditor General of India (CAG) on the accounting treatment only with regard to classification, conformity with the best accounting practices, accounting standards and disclosure norms, etc. Audit observations on financial transactions with regard to compliance with the Law, Rules & Regulations (Propriety and Regularity) and efficiency-cum-performance aspects, etc., if any, are reported through Inspection Reports/CAG's Audit Reports separately.

3. We have conducted the audit in accordance with the generally accepted auditing standards in India. These standards require that we

plan and perform the audit to obtain reasonable assurance about whether the financial statements are free from material misstatements. An audit includes examining, on a test basis, evidences supporting the amounts and disclosures in the financial statements. An audit also includes assessing the accounting principles used and significant estimates made by management, as well as evaluating the overall presentation of financial statements. We believe that our audit provides a reasonable basis for our opinion.

4. Based on our audit, we report that:

- (i) We have obtained all the information and explanations, which to the best of our knowledge and belief were necessary for the purpose of our audit;
- (ii) The Balance Sheet, Income & Expenditure Account and the Receipt & Payment Account dealt with by this report have been drawn up in the format prescribed by the Government of India, Ministry of Finance;
- (iii) In our opinion, proper books of accounts and other relevant records have been maintained by the DattopantThengadi National Board for Workers Education and Development, Nagpur so far as it appears from our examination of such books;

iv. We further report that:

A. Balance Sheet

A.1. Assets

A.1.1 Current Assets, Loans & Advances (Sch.11)

Rs.42.22 crore

The Board is exempted from Income Tax, However, Tax is deducted on its interest income and other income. The Board has not been accounting for the TDS receivable from Income Tax Department. This has resulted in understatement of Current Assets, Loans & Advances (Sch.11) by Rs.1.20 crore and understatement of Corpus Fund (Schedule 1) by same amount. This incorrect treatment has been pointed out by Audit in previous year's reports also, but corrective action has not been taken by the Board.

B. General Comments

1. The Board has not made provisions for retirement benefits viz. Pension, Gratuity and Leave encashment on actuarial basis as required in terms of Accounting Standard 15 though commented in previous SAR.
2. As per statement showing details of bank balance and deposits, a total of ₹26.03 crore has been shown under donation, HBA Fund, SGF, CTP Account and TDS refund whereas, the net balances under these funds as per sch. 3 to 3(C) show an aggregate net balance of ₹29.03 crore, hence, difference of ₹3.00 crore. The Board has appropriated ₹3.44 crore out of SGF to deposit in District Court Nagpur. However, the difference between the amounts of bank balances and earmarked funds needs to be reconciled.

3. As per Sch. 13 unspent grant was shown as ₹ 61.47 lakh which was incorrect because it did not consider opening balance of grant ₹ 4.97 crore. Actual unspent balance of grant for the year was ₹ 3.45 crore (4.97 opening balance +74.58 grant received -76.10 expenditure) as shown in Utilisation Certificate.

4. Other Deposits of ₹64.40 lakh under Current Liabilities and Provisions (Schedule 7) include an amount of ₹28.00 lakh on account of Earnest Money Deposit received from contractors which are outstanding in the books for a long time. The Board has not furnished the head-wise and age-wise details of the same. Further, no details regarding the amount of ₹31.38 lakh included in other deposits was available with the Board.

5. The Board accounted accumulated HBA recovery and Interest ₹10.89 lakh under Current Liabilities and Provisions instead of crediting the same, to HBA Fund Account.

6. The Board has not shown in the annual accounts, the closing balance of ₹1.37 crore of SBI Account No.10983996109 maintained for the purpose of pension disbursement for March 2019 which has been included under Salary and considered as utilized. The fact was not disclosed though commented in the earlier SAR.

7. As per format of accounting prescribed by Ministry of Finance for Autonomous Bodies, the provision on estimation basis for LTC, TA, Electricity, water and salary for the month of March are to be made by the Board.

8. Bank reconciliation statement in respect of two Bank Accounts with SBI as on 31.3.2019 (Account No. 10983996096 and No.10984000379) revealed a difference of ₹8103, as deposits made in the banks (prior to November 2016) were not acknowledged by banks. No action seems to have been taken by Board to clear these differences.

9. The grant of ₹one crore received by the Board during FY 2017-18 remained unutilized since the proposal for utilization of grant could not obtain sanction for various reasons. However, the Board had not surrendered the unutilised grant together with interest to the Ministry as on 31.03.2019

10. GPF Ledger Account (Broad Sheet) in respect of Board staff reflects the opening balance of GPF Account at ₹30.63 crore whereas the Fund opening balance as per Balance Sheet shows the same at ₹30.57 crore indicating a difference of ₹6.31 lakh short depicted in the Accounts. The difference needs to be reconciled

11. As per GPF Balance Sheet, TDS refund receivable from Income Tax Authorities was ₹29.08 lakh as on 31.3.2019. However, as per TDS summary Ledger from 1.4.2011 to 31.03.2019, the same was ₹1.14 crore including ₹29.08 lakh. Therefore, ₹84.98 lakh remained to be accounted for under General Provident Fund Account.

12. There were 59 court cases pending against the Board. Neither the Board has shown any contingent liability against these pending cases nor this fact has been disclosed in the Notes on Accounts.

13. The depreciation rates charged on assets viz. computer peripherals, library books, office equipment and audio visuals were not as prescribed vide Income Tax Act, 1961 for the year 2018 19.

14. Included in the capital expenditure of ₹ 6.82 lakh (Sch 13 and Sch 1) were conveyance and computer advance given to employees for ₹ 1.20 lakh which was incorrect.

C. Grants-in-aid

Out of Grant-in-Aid of ₹79.55 crore (including unspent grant ₹4.97 crore carried forward from previous year), the Board utilized ₹76.05crore resulting in an unutilized grant of ₹3.49 crore as on 31 March 2019. However, the same has been shown as ₹61.47 lakh in Sch.-13 Grants/Subsidies.

D. Management Letter

Deficiencies which have not been included in the Audit Report have been brought to the notice of the Board through a management letter, issued separately for remedial/corrective action.

- v. Subject to our observations in the preceding paragraphs, we report that the Balance Sheet, the Income & Expenditure Account and Receipt & Payment Account dealt with by this report are in agreement with the books of accounts.
- vi. In our opinion and to the best of our information and according to the explanations given to us, the said financial statements, read together with the Accounting Policies and Notes on Accounts, and subject to the significant matters stated above and other matters mentioned in Annexure to this Audit Report gives a true and fair view in conformity with accounting principles generally accepted in India :

(a) In so far as it relates to the Balance Sheet, of the state of affairs of the Dattopant Thengadi National Board for Workers Education and Development, Nagpur as at 31 March 2019, and

(b) In so far as it relates to the Income & Expenditure
Account, of the surplus for the year ended on that date.

**For and on behalf of the
Comptroller & Auditor General of India**



Principal Director of Audit(C), Mumbai

Place: Mumbai

Date: 23.06.2020

Annexure

1	<p>Adequacy of Internal Audit System</p> <p>The Internal Audit is inadequate and not commensurate with the nature and size of the Board. The Board has its headquarters at Nagpur with 50 Regional Centres, 9 Sub-Regional Directorates, six Zonal Directorates and an apex Training Institute (IWE) at Mumbai. Though Internal Audit of Board Head Quarters has been conducted (July 2018) by Internal Audit Wing of Ministry of Labour and Employment for the period upto 2017-18, internal audit of Board for 2018-19 is yet to be completed. The Board has no independent Internal Audit Wing, therefore, no internal audits of 50 Regional Centres, Nine Sub-Regional Directorates, Six Zonal Directorates and Training Institute at Mumbai were conducted since long.</p> <p>The internal audit of DTNBWD, RO Chennai has not been conducted from 2014-15 to 2018-19. Similarly, DTNBWED, Kochi has not been conducted since April 2013.</p>
2	<p>Adequacy of Internal Control System</p> <p>The overall Internal Control System is very weak and not commensurate with the size and nature of the Board for the following reasons :-</p> <p>(i) Though the Board was exempted from payment of Income Tax, TDS is being deducted on income from Investments including investments of G.P. Fund. Further, the accounting treatment followed by the Board in respect of TDS was incorrect.</p> <p>(ii) The Board has not filed the Income tax Returns for the Financial Years 2014-15, 2015-16 and 2018-19 within the prescribed time limit, thus acceptance of returns by IT Deptt for the years 2014-15 and 2016-17 are now doubtful. Non-filing of timely returns involves risk of losing TDS refund from Income Tax Authorities.</p> <p>(iii) The Board has no separate, approved Accounting Manual with codified account heads for standardized recording of accounting transactions.</p> <p>(iv) Head-wise Ledger is not available except in respect of transactions pertaining to Head Office. Similarly, Grouping Schedules were also not available except in respect of transactions occurred in Head Office, though groupings are being done manually depending on the needs from time to time. Regional Office, Chennai has not accounted Rs.13.26 lakh as receipt which was remitted by HO, Nagpur (for Salary expenses) credited in SB Account on 29.03.2019. Similarly, DTNBWED, Indore has not taken into account, Rs.3.79 lakh towards Salary remitted by HQ, Nagpur credited on 29.03.2019.</p> <p>(v) Though adjustments were carried out in Balance Sheet and Income & Expenditure Account, no JVs were prepared in support of them and got approved from competent authorities, while carrying out such adjustment entries.</p> <p>[(vi) The following observations show a weak internal control system:</p> <p>(i) Detailed Statement of bank balance and deposits, showed a total of ₹26.03 crore under donation, HBA Fund, SGF, CTP Account and TDS refund whereas, the net balances under these funds shown in Sch. 3 to 3(C) of Balance Sheet showed an aggregate net balance of ₹29.03 crore. The difference of Rs. 3.00 crore between the amounts of bank balances and</p>

	<p>earmarked funds was not reconciled.</p> <p>(ii) GPF Ledger Account (Broad Sheet) in respect of Board staff reflected the opening balance of GPF Account as ₹30.63 crore whereas the Fund opening balance as per Balance Sheet showed the same at ₹30.57 crore indicating a difference of ₹6.31 lakh. The difference needs to be reconciled.</p> <p>(vii) The Board does not maintain a record of Advances given to CPWD for the period from 2006-07 to 2018-19 as against purpose of advance purpose of advance and completion of job job etc.</p> <p>(viii) There were persistent irregularities not complied by the Board namely:</p> <ul style="list-style-type: none"> • The grant of adhoc Bonus without orders of the competent authority. • Non-provision of Retirement benefits on the basis of actuarial valuation as prescribed in the format. • TDS refunds being not accounted. • Non-disclosure of Pension Account • Undisbursed GPF Advances remitted to Regional Directorates • Non-preparation of UC in Form 12A • Non-matching of closing balances of EMF with Investment & Bank balances.
3	<p>System of Physical verification of fixed assets.</p> <p>The Board has not produced Fixed Assets Register and Physical Verification Certificates thereof to audit.</p> <p>From the Library Register produced it was observed that the Register shows last number of entry made on 21.08.2013 indicating total number of books as 4192. In the Physical Verification Certificate kept on Register upto 2017-18 it was mentioned that "No any Books purchased as per record and my knowledge", this indicates that no physical verification was done in respect of existing books and discrepancies found thereon were reported.</p> <p>Physical verification of Fixed Assets and Inventory was not conducted in RO Chennai for the year 2018-19.</p>
4	<p>System of Physical verification of Inventory</p> <p>Board does not maintain any Inventory.</p>
5.	<p>Regularity in payment of statutory dues.</p> <p>The Board is regular in payment of statutory dues. However, Profession Tax of ₹5.02 lakh has not been paid into Government Account till 31.03.2019.</p>


 Principal Director of Audit (Central)



प्रधान निदेशक सेवा परीक्षा का कार्यालय
ऑडिट भवन, सी -25, बांद्रा-कुर्ला- कॉम्प्लेक्स, मुंबई-400051
फैक्स नंबर 26572451 टेलीफोन 26571750/41/42/36

Principal Director of Audit, (Central) Mumbai
Audit Bhavan, C-25, Bandra-Kurla-Complex, Mumbai - 400051
Fax No.26572451 Telephone 26571752/41/42/36

K.P. YADAW
Pr. Director of Audit (Central)

D.O.No. DGA(C)/C & AB/SAR/DTNBWED, Nagpur/18-19/644
Date: June 23, 2020

Dear Sir,


I have audited the annual accounts of the Dattopant Thengadi National Board for Workers Education and Development, Nagpur for the year 2018-19 and have issued the Audit Report on 23.06.2020. During the course of audit, the following deficiencies which have not been included in the Audit Report are brought to your notice for corrective and remedial action.

1. Current Assets under the head "Grants, SGF, HBA & CTP A/c" includes an amount of Rs.90.98 lakh on account of GPF and Rs.5.22 lakh on account of NPS Account receivable. However, as per GPF Account Balance Sheet the liability payable to Board's Account reflects only Rs.78.32 lakh and nil liability on account of NPS. This has resulted in overstatement of current assets by Rs.17.88 lakh (Rs.12.66 lakh + Rs.5.22 lakh) and corresponding overstatement of liability (Corpus).
2. Current Liabilities and Provisions (Schedule 7) include an amount of ₹2.99 lakh as money remitted to various Regional Directorates for disbursement of GPF Advance. This amount is appearing since 2012-13 onwards and the Board needs to reconcile the same.
3. The Board has shown Rs. 1.03 crore under Current Liabilities & Provisions (Sch.7). This amount pertained to undisbursed Direct Bank Transfers of Regional Directorates owing to mismatch of account numbers and names. The steps taken by the Board to identify the recipients and disburse the amount may be shown to audit during next audit.

4. GPF interest on Investment received was Rs.1.93 crore against Interest payment of Rs.2.39 crore. The sources through which the difference was met, has not been furnished.
5. As Utilisation Certificate in Form 12A was not submitted, the interest on grant and advance payments have not been shown in the Utilisation Certificate submitted in the old format GFR 19-A.

Warm regards and take care.

Yours sincerely,



(K.P.Yadav)

Shri Harsh Vaidya,
Director,
Dattopant Thengadi National Board
for Workers Education and Development,
North Ambazari Road, Nagpur - 440 033

Separate Audit Report of the Comptroller & Auditor General of India on the Accounts of the Dattopant Thengadi National Board for Workers Education and Development, Nagpur for the year ended 31st March, 2019.

Audit Para	Audit Replies
<p>We have audited the Balance Sheet of the Dattopant Thengadi National Board for Workers Education and Development, Nagpur as on 31 March 2019, the Income & Expenditure Account and the Receipt & Payment Account for the year ended on that date under Section 20(1) of the Comptroller and Auditor General's (Duties, Powers and Conditions of Service) Act, 1971 and Rule 20(ii) of the Rules & Regulations of the Board. The audit has been entrusted for the period up to 2018-19. These financial statements are the responsibility of the Board's management. Our responsibility is to express an opinion on these financial statements based on our audit.</p> <p>2. This Separate Audit Report contains the comments of the Comptroller and Auditor General of India (CAG) on the accounting treatment only with regard to classification, conformity with the best accounting practices, accounting standards and disclosure norms, etc. Audit observations on financial transactions with regard to compliance with the Law, Rules & Regulations (Propriety and Regularity) and efficiency-cum-performance aspects, etc., if any, are reported through Inspection Reports/CAG's Audit Reports separately.</p> <p>3. We have conducted the audit in accordance with the generally accepted auditing standards in India. These standards require that we plan and perform the audit to obtain reasonable assurance about whether the financial statements are free from material</p>	

<p>misstatements. An audit includes examining, on a test basis, evidences supporting the amounts and disclosures in the financial statements. An audit also includes assessing the accounting principles used and significant estimates made by management, as well as evaluating the overall presentation of financial statements. We believe that our audit provides a reasonable basis for our opinion.</p> <p>4. Based on</p> <p>5. or audit, we report that:</p> <p>(i) We have obtained all the information and explanations, which to the best of our knowledge and belief were necessary for the purpose of our audit;</p> <p>(ii) The Balance Sheet, Income and Expenditure Account and the Receipt and Payment Account dealt with by this report have been drawn up in the format prescribed by the Government of India, Ministry of Finance;</p> <p>(iii) In our opinion, proper books of accounts and other relevant records have been maintained by the Dattopant Thengadi National Board for Workers Education and Development, Nagpur so far as it appears from our examination of such books;</p> <p>(iv) We further report that:</p>	
<p>A Balance Sheet</p> <p>A.1 Assets</p> <p>A.1.1 Current Assets, Loans & Advances (Schedule-11) Rs. 42.22 crore.</p> <p>The Board is exempted from Income Tax,</p>	<p>Necessary correction has done while</p>

<p>However, Tax is deducted on its interest income and other income. The Board has not been accounting for the TDS receivable from Income Tax Department. This has resulted in understatement of Current Assets, Loans & Advances (Sch-11) by Rs. 1.20 crore and understatement of Corpus Fund (Schedule 1) by same amount. This incorrect treatment has been pointed out by Audit in previous year's reports also, but corrective action has not been taken by the Board.</p>	<p>preparing Accounts for 2019-20. TDS receivable from 2013-14 onwards up to 2019-20 shown in Schedule-11.</p>
<p>B. General Comments</p> <ol style="list-style-type: none"> 1. The Board has not made provisions for retirement benefits viz. Pension, Gratuity and Leave encashment on actuarial basis as required in terms of Accounting Standard 15 though commented in previous SAR. 2. As per statement showing details of bank balance and deposits, a total of Rs. 26.03 crore has been shown under donation, HBA Fund, SGF, CTP Account and TDS refund whereas the net balances under these funds as per sch. 3 to 3(C) show an aggregate net balance of Rs.29.03 crore, hence, difference of Rs. 3.00 crore. The Board has appropriated Rs. 3.44 crore out of SGF to deposit in District Court Nagpur. However, the difference between the amounts of bank balances and earmarked funds needs to be reconciled. 3. As per Sch. 13 unspent grant was shown as Rs. 61.47 lakh which was incorrect because it did not consider 	<p>Necessary provision has been made in Annual Accounts for 2019-20.</p> <p>This required the verification of all transaction since from inception of these accounts. Therefore, the same will be done in ensuing years.</p> <p>Necessary correction has been made for previous year in Schedule 13 while preparing Annual Accounts for 2019-20.</p>

<p>opening balance of grant Rs. 4.97 crore. Actual unspent balance of grant for the year was Rs. 3.45 crore (4.97 opening balance +74.58 grant received -76.10 expenditure) as shown in Utilization Certificate.</p>	
<p>4. Other Deposits of Rs.64.40 lakh under Current Liabilities and Provisions (Schedule 7) include an amount of Rs. 28.00 lakh on account of Earnest Money Deposit received from contractors which are outstanding in the books for a long time. The Board has not furnished the head-wise and age-wise details of the same. Further, no details regarding the amount of Rs.31.38 lakh included in other deposits was available with the Board.</p>	<p>The details of Tally Ledger were produced to Audit and also to earlier Audit. In some cases the matter refund of EMD is disputed and sub-judice and in some cases no claims/completion of work certificate received to the accounts branch. After settlement of the matter/works these EMD will be refunded or will be treated as income.</p>
<p>5. The Board accounted accumulated HBA recovery and Interest Rs.10.89 lakh under Current Liabilities and Provisions instead of crediting the same, to HBA Fund Account.</p>	<p>Amount of Rs. 10.89/- Lakh was credited to HBA Account during 2019-20.</p>
<p>6. The Board has not shown in the annual accounts, the closing balance of Rs. 1.37 crore of SBI Account No. 10983996109 maintained for the purpose of pension disbursement for March 2019 which has been included under Salary and considered as utilized. The fact was not disclosed though commented in the earlier SAR.</p>	<p>The balance of Pension Account at SBI Account No. 10983996109 disclosed in the Notes of Account during 2019-20 (Schdule-25)</p>
<p>7. As per format of accounting prescribed by Ministry of Finance for Autonomous Bodies, the provision on estimation basis for LTC, TA, Electricity, water</p>	<p>Noted for compliance while preparing Accounts in ensuing years. As in earlier years the March salary is being paid from Next year's grants. If provision made there will be</p>

and salary for the month of March are to be made by the Board.	13 month's salary in one year when we move from cash basis to accrual basis for March month's salary.
8. Bank reconciliation statement in respect of two Bank Accounts with SBI as on 31.3.2019 (Account No. 10983996096 and No. 10984000370) revealed a difference of Rs.8103, as deposits made in the banks (Prior to November 2016) were not acknowledged by banks. No action seems to have been taken by Board to clear these differences.	Difference in Account No. 10983996096 of Rs.2343/-reconciled and now there is no difference in BRS for this Account. The difference of Rs.5560/- is very old. However, the matter will be taken up with the Bank in ensuing years.
9. The Grant of Rs. One Crore received by the Board during FY 2017-18 remained unutilized since the proposal for utilization of grant could not obtain sanction for various reasons. However, the Board had not surrendered the unutilized grant together with interest to the Ministry as on 31.3.2019.	The unspent Grant Surrendered to the Ministry during 2019-20.
10. GPF Ledger Account (Broad Sheet) in respect of Board staff reflects the opening balance of GPF Account at Rs.30.63 crore whereas the Fund opening balance as per Balance Sheet shows the same at Rs.30.57 crore indicating a difference of Rs.6.31 lakh short depicted in the Accounts. The difference needs to be reconciled.	This required the verification of all financial statement & GPF ledger balances as well as transaction since from inception of this account. Therefore, the same will be done in ensuing years.
11. As per GPF Balance Sheet, TDS refund receivable from Income Tax Authorities was Rs. 29.08 lakh as on 31.3.2019. However, as per TDS summary Ledger from 1.4.2011 to 31.3.2019, the same was Rs. 1.14 crore including Rs. 29.08 lakh. Therefore, Rs.84.98 lakh	Total TDS refundable from 2013-14 to 2019-20 was show in Annual Account as receivable in GPF Balance Sheet for 2019-20.

<p>remained to be accounted for under General Provident Fund Account.</p> <p>12. There were 59 court cases pending against the Board. Neither the Board has shown any contingent liability against these pending cases nor this fact has been disclosed in the Notes on Accounts.</p> <p>13. The depreciation rates charged on assets viz. computer peripherals, library books, office equipment and audio visuals were not as prescribed vide Income Tax Act, 1961 for the year 2018-19.</p> <p>14. Included in the capital expenditure of Rs.6.82 lakh (Sch 13 and Sch 1) were conveyance and computer advance given to employees for Rs. 1.20 lakh which was incorrect.</p>	<p>Such provision will be made in Account for ensuing years.</p> <p>Correction will be made in Accounts for ensuing years.</p> <p>Board do not receive separate grant for disbursement of Conveyance, Computer Advances. As these amounts were paid from grants from Govt. of India Board is liable to refund the same to Govt of India. Therefore, treated as capital expenditure and shown in Balance Sheet and reduced from total expenditure in Schedule 13 which shows Grants for Revenue expenditure only. The same treatment was already certified by Audit till previous year. Therefore, para may be dropped.</p>
<p>C. Grants-in-aid</p> <p>Out of Grant-in-Aid of Rs.79.55 crore (including unspent grant Rs.4.97 crore carried forward from previous year), the Board utilized Rs.76.05 crore resulting in an unutilized grant of Rs. 3.49 crore as on 31 March 2019. However, the same has been shown as Rs. 61.47 lakh in Sch-13 Grants/Subsidies.</p>	<p>Necessary correction has been made for previous year in Schedule 13 while preparing Annual Accounts for 2019-20.</p>

<p>D. Management Letter</p> <p>Deficiencies which have not been included in the Audit Report have been brought to the notice of the Board through a management letter, issued separately for remedial/corrective action.</p> <p>v. Subject to our observations in the preceding paragraphs, we report that the Balance Sheet, the Income & Expenditure Account and Receipt & Payment Account dealt with by this report are in agreement with the books of accounts.</p> <p>vi In our opinion and to the best of our information and according to the explanations given to us, the said financial statements, read together with the Accounting Policies and Notes on Accounts, and subject to the significant matters stated above and other matters mentioned in Annexure to this Audit Report gives a true and fair view in conformity with accounting principles generally accepted in India :</p> <p>a. In so far as it relates to the Balance Sheet, of the state of affairs of the Dattopant Thengadi National Board for Workers Education & Development, Nagpur as at 31 March 2019, and</p> <p>b. In so far as it relates to the Income & Expenditure Account, of the surplus for the year ended on that date.</p>	
---	--

Annexure

1.	<p>Adequacy of Internal Audit System</p> <p>The Internal Audit is inadequate and not commensurate with the nature and size of the Board. The Board has its headquarters at Nagpur with 50 Regional Centres, 9 Sub-Regional Directorates, six Zonal Directorates and an apex Training Institute (IIWE) at Mumbai. Though Internal Audit of Board Head Quarters has been conducted (July 2018) by Internal Audit Wing of Ministry of Labour and Employment for the period upto 2017-18, internal audit of Board for 2018-19 is yet to be completed. The Board has no independent Internal Audit Wing, Therefore, no, internal audits of 50 Regional Centres, Nine Sub-Regional Directorates, Six Zonal Directorates and Training Institute at Mumbai were conducted since long.</p> <p>The internal audit of DTNBWED, RO Chennai has not been conducted from 2014-15 to 2018-19. Similarly, DTNBWED, Kochi has not been conducted since April 2013.</p>	<p>Due to vacant post of regular Financial Advisor, Accounts Officer, Accountant, Staff, and non filling up of the vacancies, internal audit system is inadequate and not commensurate with the size and nature of the Board. However, the internal audit is being conducted by internal audit wing of the Ministry as well as by CAG. They have been updated with the list and address of all the units of Board. Apart from this there is need to create internal audit and budget wing. For creation of this wing one post of Controller of Accounts, one additional post of Accounts Officer alongwith two Accountants, two UDC and One Stenographer, Two MTS required to be created. A proposal in this regard will be sent to the Ministry by Administration Section. Efforts are also being made for rationalization of the number of Accounting Units.</p>
2	<p>Adequacy of Internal Control System</p> <p>The overall internal Control System is very weak and not commensurate with the size and nature of the Board for the following reasons:-</p> <p>(i) Though the Board was exempted from payment of Income Tax, TDS is being deducted on income from Investments including investments of G.P. Fund. Further, the accounting treatment followed by the Board in respect of TDS was incorrect.</p>	<p>Internal control system will be strengthened with creation of Internal audit wing.</p> <p>We have requested to the State Bank of India, vide letter No.DTNBWED/ Acctts/ PDA/ SAR/2017-18/530 dated 30.8.2019 not to deduct the TDS on investment of G.P. Fund. Bank informed that, in new financial year i.e. 2019-20 no TDS is deducted . The accounting treatment in respect of TDS was corrected during 2019-2020.</p>

<p>(ii) The Board has not filed the Income tax Returns for the Financial Years 2014-15, 2015-16 and 2018-19 within the prescribed time limit, thus acceptance of returns by IT Deptt for the years 2014-15 and 2016-17 are now doubtful. Non-filing of timely returns involves risk of losing TDS refund from Income Tax Authorities.</p>	<p>The Board has filed Income Tax returns for the FY 2014-15, 2015-16 as well as 2018-19. For FY 2015-16 i.e. assessment year 2016-17 refund of Rs.32,10,980/- was received during 2017-18.</p>
<p>(iii) The Board has no separate, approved Accounting Manual with codified account heads for standardized recording of accounting transactions.</p>	<p>A Copy of administrative manual consisting of Accounts Record shown to Audit. However, Accounting Manual with codified account heads for standardized recording of accounting transactions will be prepared on posting of regular Financial Advisor in Head Office.</p>
<p>(iv) Head-wise Ledger is not available except in respect of transactions pertaining to Head Office. Similarly, Grouping Schedules were also not available except in respect of transactions occurred in Head Office, though groupings are being done manually depending on the needs from time to time. Regional Office, Chennai has not accounted Rs. 13.26 lakh as receipt which was remitted by HO, Nagpur (for Salary expenses) credited in SB Account on 29.3.2019. Similarly, DTNBWED, Indore has not taken into account, Rs. 3.79 lakh towards Salary remitted by HQ, Nagpur credited on 29.03.2019.</p>	<p>Grouping Schedules in r/o all the offices i.e. for Boards complete account were manually prepared from consolidated Receipts & Payments Ledger in r/o of entire Board and produced to the Audit.</p> <p>Amount of Rs. 13.26 lakh for Chennai and Rs.3.79 lakh for Indore is part of closing balance of the Board as amount in transit. Therefore, para may please be dropped</p>
<p>(v) Though adjustments were carried out in Balance Sheet and Income & Expenditure Account, no JVs were prepared in support of them and got approved from competent authorities,</p>	<ul style="list-style-type: none"> • Noted for compliance in ensuing years.

	<p>while carrying out such adjustment entries.</p> <p>[(vii)] The following observations show a weak internal control system:</p> <p>(i) Detailed Statement of bank balance and deposits, showed a total of Rs. 26.03 crore under donation, HBA Fund, SGF, CTP Account and TDS refund whereas, the net balances under these funds shown in Sch. 3 to 3 (C) of Balance Sheet showed an aggregate net balance of Rs. 29.03 crore. The difference of Rs. 3.00 crore between the amounts of bank balances and earmarked funds was not reconciled.</p> <p>(ii) GPF Ledger Account (Broad Sheet) in respect of Board staff reflected the opening balance of GPF Account as Rs. 30.63 crore whereas the Fund opening balance as per Balance Sheet showed the same at Rs. 30.57 crore indicating a difference of Rs. 6.31 lakh. The difference needs to be reconciled.</p> <p>(vii) The Board does not maintain a record of Advances given to CPWED for the period from 2006-07 to 2018-19 as against purpose of advance purpose of advance and completion of job etc.</p>	<p>This required the detail verification of all transaction since from inception of these accounts. However, all the transactions and Annual Accounts of these SGF, HBA, CTP-G, Donation accounts was produced to Audit and verified by Audit every year. Therefore the same will be done in ensuing years.</p> <p>This required the detail verification of all financial statement & GPF ledger balances as well as transaction since from inception of GPF account. Therefore, the same will be done in ensuing years.</p> <p>The Board maintains a record of Advances given to CPWD for the period from 2006-07 to 2018-19 as against purpose of advances. However the Board do not received year-wise work-wise statement of deposit and expenditure in form no. 65 from CPWD (Civil), Nagpur and for recent year from CPWD (Electrical), Mumbai & Nagpur. A D.O. letter No.d-11017/13/95/civil/2122 dated 20th November, 2020 was sent to the Director General, CPWD, Nirman Bhavan, New Delhi to capitalize the Deposits/Advances given to CPWED (Annexure- X)</p>
--	---	---

	<p>(viii) There were persistent irregularities not complied by the Board namely;</p> <ul style="list-style-type: none"> • The grant of adhoc Bonus without orders of the competent authority. • Non-provision of Retirement benefits on the basis of actuarial valuation as prescribed in the format. • TDS refunds being not accounted. • Non-disclosure of Pension Account • Undisbursed GPF Advances remitted to Regional Directorates • Non-preparation of UC in Form 12A • Non-matching of closing balances of EMF with Investment & Bank balances. 	<ul style="list-style-type: none"> • Now a day's no separate Circulars for DA & Bonus are being issued by the Ministry. However LetterNo. DTNBWED/Acctts/DA-Bonus(2018-19)/617 Dt. 23.10.2019 was sent to the Ministry(Page No. <u>97</u>) Reply is awaited) • Provision on this account was made during 2019-20 • TDS refunds from 2013-14 Accounted during 2019-20. • The same was disclosed in Notes to Accounts during 2019-20. • Noted for compliance in ensuing years. • Noted for compliance in ensuing years • This required the detail verification of all transactions since from inception of these accounts. Therefore, the same will be done in ensuing years
3.	<p>System of Physical verification of fixed assets.</p> <p>The Board has not produced Fixed Assets Register and Physical Verification Certificates thereof to audit.</p> <p>From the Library Register produced it was observed that the Register shows last number of entry made on 21.08.2013 indicating total number of books as 4192. In the Physical Verification Certificate kept on Register upto 2017-18 it was mentioned that "No any Books purchased as per record and my knowledge", this indicates that no physical verification was done in respect of existing books and discrepancies found thereon were reported.</p>	<p>The Assets register as per GFR is under preparation in Head office. The physical verification reports on Assets as well as Library books will be produced to the Next Audit.</p>

	Physical verification of Fixed Assets and Inventory was not conducted in RO Chennai for the year 2018-19.	
4	System of physical verification of inventory. Board does not maintain any Inventory.	-
5	<p>Regularity in payment of statutory dues</p> <p>The Board is regular in payment of statutory dues. However, Profession Tax of Rs. 5.02 lakh has not been paid into Government Account till 31.3.2019.</p>	<p>The matter of online payment registration with the Professional Tax department was under process during 2019-20 & all the due payment at Head Office of Rs. 2.80 lakhs was made during 2019-20. Balance pertains to Regional offices and paid to by them to Professional Tax Deptt. However this liability appears in tally ledger exclusively made operated for Head Office because of payment of 3 month's salary of All India in H.O. during Dec-2011 to Feb-2012 where as liability was wiped out by Regional Offices.</p>

Deficiencies

1.	Current Assets under the head "Grants, SGF, HBA & CTP A/c" includes an amount of Rs. 90.98 lakh on account of GPF and Rs. 5.22 lakh on account of NPS Account receivable. However, as per GPF Account Balance Sheet the liability payable to Board's Account reflects only Rs. 78.32 lakh and nil liability on account of NPS. This has resulted in overstatement of current assets by Rs.17.88 lakh (Rs. 12.66 lakh + Rs.5.22 lakh) and corresponding overstatement of liability (Corpus).	As per last certified balance sheet of GPF account there was Rs.51.54 lakh was receivable from Grants Account. During 2018-19 the Board transferred Rs.129.86 lakh to the GPF account as such Rs.78.32 lakh was liability of GPF account to transfer to Grants account. Also GPF balance sheet is exclusive of NPS liability of Rs.5.22 lakh. Therefore the transactions of these accounts need to be verified since from inception of GPF account. Therefore the difference of Rs.12.66 lakh will be reconciled in ensuing years.
2	Current Liabilities and Provisions (Schedule 7) include an amount of Rs.2.99 lakh as money remitted to various Regional Directorates for disbursement of GPF Advance. This amount is appearing since 2012-13 onwards and the Board needs to reconcile the same.	To reconcile the difference the transactions on this account for 2011-12 to 2013 and prior period needs to be verified. Therefore the same will be reconciled in ensuing years.
3	The Board has shown Rs. 1.03 crore under Current Liabilities & Provisions (Sch-7). This amount pertained to undisbursed Direct Bank Transfers of Regional Directorates owing to mismatch of account number and names. The steps taken by the Board to identify the recipients and disburse the amount may be shown to audit during next audit.	The Regional Directorates many times do not get the particulars from Bank that to whom the undisbursed amount pertains. For those the particulars get from Bank the undisbursed amount was disbursed by the Regional Directorates. Therefore the unclaimed undisbursed amount prior to three Financial Years before will be treated as income in ensuing years.
4	GPF interest on Investment received was Rs. 1.93 crore against Interest payment of Rs.2.39 crore. The sources through which the difference was met, has not been furnished.	The difference was met from the previous year's excess of income over expenditure in GPF account.
5.	As Utilization Certificate in Form 12A was not submitted, the interest on grant and advance payments have not been shown in the Utilization Certificate submitted in the old format GFR 19-A.	The interest received in the saving accounts at some of the Regional offices was accounted for working out excess of income over expenditure. However the observation was Noted of compliance in ensuing years.

हर्ष वैद्य, भा.र.ले.से.
महानिदेशक
HARSH VAIDYA, I.D.A.S.
Director General



भारत सरकार
Govt. of India
श्रम एवं रोजगार मंत्रालय
Ministry of Labour & Employment
दत्तोपंत ठेंगडी राष्ट्रीय श्रमिक शिक्षा एवं विकास बोर्ड
Dattopant Thengadi National Board for
Workers Education & Development
उत्तरी अंबाझरी मार्ग, नागपुर 440033
North Ambazari Road, Nagpur - 440033



D.O. No.:D-11017/13/95/Civil/ 2122
Date : 20th November, 2020

Dear Shri Vinit Kumar ji,

Dattopant Thengadi National Board for Workers Education and Development (erstwhile Central Board for Workers Education) is an Autonomous organization under Ministry of Labour & Employment, Govt. of India having Head Office at Nagpur. There are 50 Regional Directorates at different locations in different states. We receive services from your esteemed organization to maintain our own buildings. I bring to your kind notice that since my joining as DG in 2018 at Nagpur, this office has been encountering certain problems like – (i) inadequate services in maintenance, (ii) non submission of Expenditure Statement of deposit fund timely, to comply CAG Audit Objections.

Statement of expenditure of deposit funds from CPWD (especially from Civil Section) from your Office at Nagpur Division, NCD-I, Civil Wing, Nagpur has not been forthcoming, despite of several reminders and personal visits for obtaining the relevant Statement of Deposit / Maintenance Works by CPWD (on format-65), with all the details such as **year-wise, work-wise, expenditure-wise w.e.f. 2006-07 to 2019-20**, which are essential for submission before the Audit (action taken report) for preparation of Annual Accounts of the Board. These are preconditions for getting Grants from the Ministry. The earlier statement (as provided by your good-office) was not as per Audit requirements, which has been informed to your Nagpur office on several occasions. Similarly, many maintenance related works are pending for long inspite of repeated requests.

May I request you, to pay your personal attention in the matter to help us to accelerate the ongoing work and to carryout the future renovations of the Building.

With warm regards,

Yours Sincerely

Harsh Vaidya
HARSH VAIDYA

Shri Vinit Kumar Jayaswal,
Director General, CPWD
A-Wing, Room No.- 101 Nirman Bhawan,
New Delhi - 110011.
cpwd_dgw@nic.in

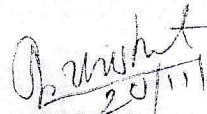
Copy to :

2123
1.

The Director General (Planning),
Special Director General (WR), CPWD, 15th Floor, Old CGO Annexe,
101 M K Road, Mumbai, Maharashtra – 400020
Email: spldgwr@gmail.com

2124
2.

The Executive Engineer (Civil), Central Public Works Department,
NCD-I, CPWD, Katol Road, Nagpur – 440013. Email: cpwdncd1@yahoo.com


20/11/2020
(H.G. Purohit)
Assistant Director (Admn)



**DATTOPANT THENGADI NATIONAL BOARD FOR
WORKERS EDUCATION AND DEVELOPMENT**

(Ministry of Labour & Employment, Govt. of India)
North Ambazari Road, Nagpur – 440033
Phone : 0712-2233313, Fax : 0712-2232275
Email : ddhq@cbwe.nic.in web site : www.cbwe.gov.in



No. DTNBWED/ Acctts/DA-Bonus(2018-19)/ 617

23.10.2019

To,

The Section Officer (ESA)
Ministry of Labour & Employment,
Govt. of India,
New Delhi.

Sub : Grant of Ad-hoc Bonus 2018-19 to be paid during 2019-20.

Sir,


The circular for payment of adhoc bonus 2018-19 to be paid during 2019-20 issued by Ministry of Finance, Govt. of India, New Delhi already received (Copy enclosed). The pay structure as per 7th CPC at par with Central Govt. is applicable to the Board. Also the Board employees are covered under Pension Scheme at par with Central Govt. Employees.

The Ministry is, therefore, requested to kindly grant permission to the Board to disburse adhoc Bonus for 2018-19 to the employees of the Board. The same will be paid from existing budget for 2019-20 or may be permitted to disburse from interest earned on self generated fund.

This issues with the approval of the Director General.

Encl : as above.

Yours faithfully,


(L. R. Somkuwar)
Dy. Director (HQ) I/c.

No.7/24/2007/E III (A)
Government of India
Ministry of Finance
Department of Expenditure
(E III-A Branch)

North Block, New Delhi
04th October, 2019


OFFICE MEMORANDUM

Sub: Grant of Non-Productivity Linked Bonus (ad-hoc bonus) to Central Government Employees for the year 2018-19.

The undersigned is directed to convey the sanction of the President to the grant of Non-Productivity Linked Bonus (Ad-hoc Bonus) equivalent to 30 days emoluments for the accounting year 2018-19 to the Central Government employees in Group 'C' and all non-gazetted employees in Group 'B', who are not covered by any Productivity Linked Bonus Scheme. The calculation ceiling for payment of ad-hoc Bonus under these orders shall be monthly emoluments of Rs. 7000/-, as revised w.e.f 01/04/2014 vide OM No.7/4/2014-E.III(A), dated 29th August, 2016. The payment of ad-hoc Bonus under these orders will also be admissible to the eligible employees of Central Para Military Forces and Armed Forces. The orders will be deemed to be extended to the employees of Union Territory Administration which follow the Central Government pattern of emoluments and are not covered by any other bonus or ex-gratia scheme.

2. The benefit will be admissible subject to the following terms and conditions:-

- (i) Only those employees who were in service as on 31.3.2019 and have rendered at least six months of continuous service during the year 2018-19 will be eligible for payment under these orders. Pro-rata payment will be admissible to the eligible employees for period of continuous service during the year from six months to a full year, the eligibility period being taken in terms of number of months of service (rounded off to the nearest number of months);
- (ii) The quantum of Non-PLB (ad-hoc bonus) will be worked out on the basis of average emoluments/calculation ceiling whichever is lower. To calculate Non-PLB (Ad-hoc bonus) for one day, the average emoluments in a month will be divided by 30.4 (average number of days in a month). This will, thereafter, be multiplied by the number of days of bonus granted. To illustrate, taking the calculation ceiling of monthly emoluments of Rs. 7000 (where actual average emoluments exceed Rs. 7000), Non-PLB (Ad-hoc Bonus) for thirty days would work out to Rs. $7000 \times 30 / 30.4 = \text{Rs. } 6907.89$ (rounded off to Rs.6908/-).
- (iii) The casual labour who have worked in offices following a 6 day week for at least 240 days for each year for 3 years or more (206 days in each year for 3 years or more in the case of offices observing 5 day week), will be eligible for this Non-PLB



(Ad-hoc Bonus) Payment. The amount of Non-PLB (ad-hoc bonus) payable will be (Rs.1200x30/30.4 i.e.Rs.1184.21 (rounded off to Rs.1184/-). In cases where the actual emoluments fall below Rs.1200/- p.m., the amount will be calculated on actual monthly emoluments.


(iv) All payments under these orders will be rounded off to the nearest rupee.

(v) Various points regarding regulation of Ad-hoc / Non- PLB Bonus are given in the Annexure.

3. The expenditure on this account will be debitable to the respective Heads to which the pay and allowances of these employees are debited.

4. The expenditure to be incurred on account of Non-PLB (Ad-hoc Bonus) is to be met from within the sanctioned budget provision of concerned Ministries/Departments for the current year.

5. In so far as the persons serving in the Indian Audit and Accounts Department are concerned, these orders are issued in consultation with the Comptroller and Auditor General of India.




(B K Manthan)
Deputy Secretary.

To,

All Ministries/Departments of the Government of India as per standard list etc.

Copy (with usual no. of spare copies) forwarded to C&AG, UPSC etc. as per standard list.

FORM ITR-V	INDIAN INCOME TAX RETURN VERIFICATION FORM				Assessment Year 2015-16	
[Where the data of the Return of Income in Form ITR-1 (SAHAJ), ITR-2, ITR-2A, ITR-3, ITR-4S (SUGAM), ITR-4, ITR-5, ITR-7 transmitted electronically without digital signature]. (Please see Rule 12 of the Income-tax Rules, 1962)						
PERSONAL INFORMATION AND THE DATE OF ELECTRONIC TRANSMISSION	Name CENTRAL BOARD FOR WORKERS EDUCATION			PAN AAAJC0032G		
	Flat/Door/Block No. CBWE,	Name Of Premises/Building/Village		Form No. which has been electronically transmitted ITR-5	Status Artificial Juridical Person	
	Road/Street/Post Office NORTH AMBAZARI ROAD,	Area/Locality NEAR VNIT GATE,				
	Town/City/District NAGPUR	State MAHARASHTRA	Pin 440033	Aadhaar Number		
	Designation of AO (Ward / Circle) WARD 1(1), NAGPUR			Original or Revised ORIGINAL		
	E-filing Acknowledgement Number 927807680110145			Date (DD-MM-YYYY) 11-01-2016		
	1	Gross Total Income		1	0	
	2	Deductions under Chapter-VI-A		2	0	
	3	Total Income		3	0	
	a	Current Year loss, if any		3a	0	
4	Net Tax Payable		4	0		
5	Interest Payable		5	0		
6	Total Tax and Interest Payable		6	0		
COMPUTATION OF INCOME AND TAX THEREON	7	Taxes Paid				
	a	Advance Tax	7a			0
	b	TDS	7b			3210429
	c	TCS	7c			0
	d	Self Assessment Tax	7d			0
	e	Total Taxes Paid (7a+7b+7c+7d)		7e	3210429	
	8	Tax Payable (6-7e)		8	0	
	9	Refund (7e-6)		9	3210430	
	10	Exempt Income		10		
		Agriculture Others				
VERIFICATION						
I, BIMAL SARKAR son/daughter of NARENDRA SARKAR , holding Permanent Account Number AKUP52878Q solemnly declare to the best of my knowledge and belief, the information given in the return and the schedules thereto which have been transmitted electronically by me vide acknowledgement number mentioned above is correct and complete and that the amount of total income and other particulars shown therein are truly stated and are in accordance with the provisions of the Income-tax Act, 1961, in respect of income chargeable to income-tax for the previous year relevant to the assessment year 2015-16. I further declare that I am making this return in my capacity as Account Officer and I am also competent to make this return and verify it.						
Sign here		Date 11-01-2016		Place NAGPUR		
If the return has been prepared by a Tax Return Preparer (TRP) give further details as below:						
Identification No. of TRP		Name of TRP			Counter Signature of TRP	
For Office Use Only Receipt No		Filed from IP address 117.198.83.225				
Date						
Seal and signature of receiving official		 AAAJC0032G15927807680110145680A3907CF5032E57DE98348015E423887360003				
Please send the duly signed Form ITR-V to "Centralized Processing Centre, Income Tax Department, Bengaluru 560500", by ORDINARY POST OR SPEED POST ONLY , within 120 days from date of transmitting the data electronically. Form ITR-V shall not be received in any other office of the Income-tax Department or in any other manner. The confirmation of receipt of this Form ITR-V at ITD-CPC will be sent to the e-mail address sudhachandwani.2015@rediffmail.com						


FORM ITR-V	INDIAN INCOME TAX RETURN VERIFICATION FORM [Where the data of the Return of Income in Form ITR-1 (SAHAJ), ITR-2, ITR-2A, ITR-3, ITR-4S (SUGAM), ITR-4, ITR-5, ITR-7 transmitted electronically without digital signature] . (Please see Rule 12 of the Income-tax Rules, 1962)	Assessment Year 2016-17.
-----------------------	---	------------------------------------

PERSONAL INFORMATION AND THE DATE OF ELECTRONIC TRANSMISSION	Name CENTRAL BOARD FOR WORKERS EDUCATION		PAN AAAJC0032G		
	Flat/Door/Block No CBWE,	Name Of Premises/Building/Village	Form No. which has been electronically transmitted ITR-5		
	Road/Street/Post Office NORTH AMBAZARI ROAD,	Area/Locality NEAR VNIT GATE,			
			Status Artificial Juridical Person		
	Town/City/District NAGPUR	State MAHARASHTRA	Pin 440033	Aadhaar Number	
	Designation of AO (Ward / Circle) WARD 1(1),NAGPUR			Original or Revised ORIGINAL	
	E-filing Acknowledgement Number 535076150171116			Date(DD-MM-YYYY) 17-11-2016	

COMPUTATION OF INCOME AND TAX THEREON	1	Gross Total Income		0
	2	Deductions under Chapter-VI-A		0
	3	Total Income		0
		a Current Year loss, if any	3a	0
	4	Net Tax Payable	4	0
	5	Interest Payable	5	0
	6	Total Tax and Interest Payable	6	0
	7	Taxes Paid		
		a Advance Tax	7a	0
		b TDS	7b	3208980
		c TCS	7c	0
		d Self Assessment Tax	7d	0
		e Total Taxes Paid (7a+7b+7c+7d)	7e	3208980
	8	Tax Payable (6-7e)	8	0
	9	Refund (7e-6)	9	3208980
10	Exempt Income			
	Agriculture			
	Others	10		


VERIFICATION	
I, Sanjukta Behera son/ daughter of KUMAR BATAKRUSHNA BI , holding Permanent Account Number ABOPB4271F solemnly declare to the best of my knowledge and belief, the information given in the return and the schedules thereto which have been transmitted electronically by me vide acknowledgement number mentioned above is correct and complete and that the amount of total income and other particulars shown therein are truly stated and are in accordance with the provisions of the Income-tax Act, 1961, in respect of income chargeable to income-tax for the previous year relevant to the assessment year 2016-17. I further declare that I am making this return in my capacity as Account Officer Incharge and I am also competent to make this return and verify it.	
Sign here	Date 17-11-2016 Place NAGPUR

If the return has been prepared by a Tax Return Preparer (TRP) give further details as below:		
Identification No. of TRP	Name of TRP	Counter Signature of TRP

For Office Use Only Receipt No Date Seal and signature of receiving official	Filed from IP address 182.74.191.190  AAAJC0032G05535076150171116979AD1B163B03716EEB6B52C45A1190FF49E0995
---	---

Please send the duly signed Form ITR-V to "Centralized Processing Centre, Income Tax Department, Bengaluru 560500", by **ORDINARY POST OR SPEED POST ONLY**, within 120 days from date of transmitting the data electronically. Form ITR-V shall not be received in any other office of the Income-tax Department or in any other manner. The confirmation of receipt of this Form ITR-V at ITD-CPC will be sent to the e-mail address sushilchandwani.2015@rediffmail.com


FORM ITR-V		INDIAN INCOME TAX RETURN VERIFICATION FORM [Where the data of the Return of Income in Form ITR-1 (SAHAJ), ITR-2, ITR-3, ITR-4(SUGAM), ITR-5, ITR-7 transmitted electronically without digital signature] . (Please see Rule 12 of the Income-tax Rules, 1962)				Assessment Year 2018-19	
PERSONAL INFORMATION AND THE DATE OF ELECTRONIC TRANSMISSION	Name CENTRAL BOARD FOR WORKERS EDUCATION					PAN AAAJC0032G	
	Flat/Door/Block No CBWE,		Name Of Premises/Building/Village			Form No. which has been electronically transmitted ITR-5	
	Road/Street/Post Office NORTH AMBAZARI ROAD,		Area/Locality NEAR VNIT GATE,			Status Artificial Juridical Person	
	Town/City/District NAGPUR		State MAHARASHTRA		Pin/Zip Code 440033	Aadhaar Number/ Enrollment ID	
	Designation of AO (Ward / Circle) CIR EXEMP, NAGPUR					Original or Revised ORIGINAL	
	E-filing Acknowledgement Number 383790600011218					Date(DD-MM-YYYY) 01-12-2018	
	1 Gross Total Income		1			0	
	2 Deductions under Chapter-VI-A		2			0	
	3 Total Income		3			0	
	a Current Year loss, if any		3a			0	
COMPUTATION OF INCOME AND TAX THEREON	4 Net Tax Payable		4			0	
	5 Interest and Fee Payable		5			0	
	6 Total Tax, Interest and Fee Payable		6			0	
	7 Taxes Paid		7				
	a Advance Tax	7a	0				
	b TDS	7b	2986575				
	c TCS	7c	0				
	d Self Assessment Tax	7d	0				
	e Total Taxes Paid (7a+7b+7c +7d)	7e	2986575				
	8 Tax Payable (6-7e)		8			0	
9 Refund (7e-6)		9			2986580		
10 Exempt Income		Agriculture					
		Others					
				10			
VERIFICATION							
<p>I, <u>Sanjukta Behera</u> son/ daughter of <u>KUMAR BATAKRUSHNA BI</u>, holding Permanent Account Number <u>ABOPB4271F</u> solemnly declare to the best of my knowledge and belief, the information given in the return and the schedules thereto which have been transmitted electronically by me vide acknowledgement number mentioned above is correct and complete and that the amount of total income and other particulars shown therein are truly stated and are in accordance with the provisions of the Income-tax Act, 1961, in respect of income chargeable to income-tax for the previous year relevant to the assessment year 2018-19. I further declare that I am making this return in my capacity as <u>Account Officer Incharge</u> and I am also competent to make this return and verify it.</p>							
Sign here				Date 01-12-2018		Place NAGPUR	
If the return has been prepared by a Tax Return Preparer (TRP) give further details as below:							
Identification No. of TRP		Name of TRP				Counter Signature of TRP	
For Office Use Only		Filed from IP address 45.116.150.150					
Receipt No							
Date							
Seal and signature of receiving official							
		AAAJC0032G05383790600011218047B7E30A3ED3F404A23DA7ACBC891A0E7D6FF5F					
<p>Please send the duly signed Form ITR-V to "Centralized Processing Centre, Income Tax Department, Bengaluru 560500", by ORDINARY POST OR SPEED POST ONLY, within 120 days from date of transmitting the data electronically. Form ITR-V shall not be received in any other office of the Income-tax Department or in any other manner. The confirmation of receipt of this Form ITR-V at ITD-CPC will be sent to the e-mail address <u>aohqcbwe@gmail.com</u></p>							


FORM ITR-V	INDIAN INCOME TAX RETURN VERIFICATION FORM [Where the data of the Return of Income in Form ITR-1 (SAHAJ), ITR-2, ITR-3, ITR-4(SUGAM), ITR-5, ITR-7 filed but NOT verified electronically] (Please see Rule 12 of the Income-tax Rules, 1962)	Assessment Year 2019-20																																																																																		
PERSONAL INFORMATION AND THE ACKNOWLEDGEMENT NUMBER	Name CENTRAL BOARD FOR WORKERS EDUCATION		PAN AAAJC0032G																																																																																	
	Flat/Door/Block No CBWE,	Name Of Premises/Building/Village	Form Number ITR-5																																																																																	
	Road/Street/Post Office NORTH AMBAZARI ROAD,	Area/Locality NEAR VNIT GATE,																																																																																		
	Town/City/District NAGPUR	State MAHARASHTRA	Pin/Zip Code 440033	Filed u/s 139(5)-Revised																																																																																
	Assessing Officer Details (Ward/Circle) DCIT/ACIT CIR-EXEMP, NAGP																																																																																			
	e-Filing Acknowledgement Number 323972350170320																																																																																			
	<table border="1" style="width:100%; border-collapse: collapse;"> <tr><td>1</td><td>Gross Total Income</td><td>1</td><td>0</td></tr> <tr><td>2</td><td>Total Deductions under Chapter-VI-A</td><td>2</td><td>0</td></tr> <tr><td>3</td><td>Total Income</td><td>3</td><td>0</td></tr> <tr><td>3a</td><td>Deemed Total Income under AMT/MAT</td><td>3a</td><td>0</td></tr> <tr><td>3b</td><td>Current Year loss, if any</td><td>3b</td><td>0</td></tr> <tr><td>4</td><td>Net Tax Payable</td><td>4</td><td>0</td></tr> <tr><td>5</td><td>Interest and Fee Payable</td><td>5</td><td>0</td></tr> <tr><td>6</td><td>Total Tax, Interest and Fee Payable</td><td>6</td><td>0</td></tr> <tr><td colspan="2">Taxes Paid</td><td></td><td></td></tr> <tr><td>a</td><td>Advance Tax</td><td>7a</td><td>0</td></tr> <tr><td>b</td><td>TDS</td><td>7b</td><td>339257</td></tr> <tr><td>c</td><td>TCS</td><td>7c</td><td>0</td></tr> <tr><td>d</td><td>Self Assessment Tax</td><td>7d</td><td>0</td></tr> <tr><td>e</td><td>Total Taxes Paid (7a+7b+7c+7d)</td><td>7e</td><td>339257</td></tr> <tr><td>8</td><td>Tax Payable (6-7e)</td><td>8</td><td>0</td></tr> <tr><td>9</td><td>Refund (7e-6)</td><td>9</td><td>339260</td></tr> <tr><td colspan="2">Exempt Income</td><td></td><td></td></tr> <tr><td colspan="2">Agriculture</td><td></td><td></td></tr> <tr><td colspan="2">Others</td><td></td><td></td></tr> <tr><td>10</td><td></td><td>10</td><td></td></tr> </table>				1	Gross Total Income	1	0	2	Total Deductions under Chapter-VI-A	2	0	3	Total Income	3	0	3a	Deemed Total Income under AMT/MAT	3a	0	3b	Current Year loss, if any	3b	0	4	Net Tax Payable	4	0	5	Interest and Fee Payable	5	0	6	Total Tax, Interest and Fee Payable	6	0	Taxes Paid				a	Advance Tax	7a	0	b	TDS	7b	339257	c	TCS	7c	0	d	Self Assessment Tax	7d	0	e	Total Taxes Paid (7a+7b+7c+7d)	7e	339257	8	Tax Payable (6-7e)	8	0	9	Refund (7e-6)	9	339260	Exempt Income				Agriculture				Others				10		10	
	1	Gross Total Income	1	0																																																																																
	2	Total Deductions under Chapter-VI-A	2	0																																																																																
	3	Total Income	3	0																																																																																
3a	Deemed Total Income under AMT/MAT	3a	0																																																																																	
3b	Current Year loss, if any	3b	0																																																																																	
4	Net Tax Payable	4	0																																																																																	
5	Interest and Fee Payable	5	0																																																																																	
6	Total Tax, Interest and Fee Payable	6	0																																																																																	
Taxes Paid																																																																																				
a	Advance Tax	7a	0																																																																																	
b	TDS	7b	339257																																																																																	
c	TCS	7c	0																																																																																	
d	Self Assessment Tax	7d	0																																																																																	
e	Total Taxes Paid (7a+7b+7c+7d)	7e	339257																																																																																	
8	Tax Payable (6-7e)	8	0																																																																																	
9	Refund (7e-6)	9	339260																																																																																	
Exempt Income																																																																																				
Agriculture																																																																																				
Others																																																																																				
10		10																																																																																		
VERIFICATION																																																																																				
I, <u>Rajesh Vishnupant Banubakode</u> son/ daughter of <u>Vishnupant Banubakode</u> , solemnly declare that to the best of my knowledge and belief, the information given in the return which has been submitted by me vide acknowledgement number <u>323972350170320</u> is correct and complete and is in accordance with the provisions of the Income-tax Act, 1961. I further declare that I am making this return in my capacity as <u>Authorised signatory</u> and I am also competent to make this return and verify it. I am holding permanent account number <u>ABOPB4272G</u> .																																																																																				
Sign here _____																																																																																				
If the return has been prepared by a Tax Return Preparer (TRP) give further details as below																																																																																				
Identification No. of TRP		Name of TRP																																																																																		
Counter Signature of TRP																																																																																				
For Office Use Only Receipt No _____																																																																																				
Date of submission 17-03-2020 14:39:42																																																																																				
Source IP address 45.116.149.173																																																																																				
Seal and signature of receiving official _____		AAAJC0032G05323972350170320F1B112A348305FBEBABDC72E5D94C5CB765E21C5																																																																																		
Please send the duly signed (preferably in blue ink) Form ITR-V to "Centralized Processing Centre, Income Tax Department, Bengaluru 560500", by ORDINARY POST or SPEED POST ONLY, so as to reach within 120 days from date of submission of ITR. Form ITR-V shall not be received in any other office of the Income-tax Department or in any other manner. The confirmation of receipt of this Form ITR-V at ITD-CPC will be sent to the e-mail id <u>aohyabx@gmail.com</u> .																																																																																				
On successful verification, the acknowledgement can be downloaded from e-Filing portal as a proof of filing the return.																																																																																				
THIS IS NOT A PROOF FOR HAVING FILED THE RETURN																																																																																				


DATTOPANT THENGADI NATIONAL BOARD FOR WORKERS EDUCATION & DEVELOPMENT, NAGPUR
BALANCE SHEET AS AT 31/3/2019

(Amount- in Rs.)

CORPUS/CAPITAL FUND AND LIABILITIES	Schedule	Current Year	Previous Year
		Amount	Amount
CORPUS/CAPITAL FUND	1	120,272,357.19	118,226,285.21
RESERVES AND SURPLUS	2		
EARMARKED/ENDOWMENT FUNDS	3, 3(A),3(B)& 3 (C)	290,311,032.48	321,043,174.44
SECURED LOANS AND BORROWINGS	4		
UNSECURED LOANS AND BORROWINGS	5		
DEFERRED CREDIT LIABILITIES	6		
CURRENT LIABILITIES AND PROVISIONS	7	86,119,580.09	66,331,173.49
TOTAL		496,702,969.76	505,600,633.14
ASSETS	Schedule	Current Year	Previous Year
		Amount	Amount
FIXED ASSETS	8	57,823,507.36	64,054,806.36
INVESTMENTS - FROM EARMARKED/ ENDOWMENT FUNDS	9	16,676,881.00	15,214,295.00
INVESTMENTS - OTHERS	10		
CURRENT ASSETS, LOANS, ADVANCES ETC.	11	422,202,581.40	426,331,531.78
MISCELLANEOUS EXPENDITURE (to the extent not written off or adjusted)			
TOTAL		496,702,969.76	505,600,633.14
SIGNIFICANT ACCOUNTING POLICIES	24		
CONTINGENT LIABILITIES AND NOTES	25		
ON ACCOUNTS			


(S.K. Behera)
Accountant
D.T.N.B.W.E. & D., Nagpur


(R.V. Banubakode)
Accounts Officer I/c
D.T.N.B.W.E. & D., Nagpur



(C. S. Rao)
Financial Advisor
D.T.N.B.W.E. & Nagpur



(Harsh Vaidya)
Director General
D.T.N.B.W.E. & D., Nagpur


DATTOPANT THENGADI NATIONAL BOARD FOR WORKERS EDUCATION & DEVELOPMENT, NAGPUR
INCOME AND EXPENDITURE STATEMENT FOR THE YEAR ENDED 2018-2019


(Amount in-Rs.)

INCOME	Schedule	Current Year	Previous Year
Income from Sales/Services	12	-	-
Grants/Subsidies	13	760251474.73	684015180.57
Fees/Subscriptions	14	-	-
Income from Investments	15	-	-
(Income on Invest from earmarked/endow, Funds transferred to Funds)			
Income from Royalty, Publication etc.	16	4773.00	2513.00
Interest Earned	17	1,267,608.00	1,169,673.00
Other Income	18	2,216,022.50	2,380,206.02
CPWD& other Deposit Adjusted.	19	1146891.00	9879.00
Depreciation		6,509,468.00	7359514.00
Total (A)		771396237.23	694936965.59
EXPENDITURE			
Revenue Expenditure	20	760251474.73	684171989.32
Plan Expenditure	21		
ILO Expenditure	22	-	-
CPWD & other revenue Expenditure	23	-	-
Depreciation (Net Total at the year-end - corresponding to Schedule 8)		6,509,468.00	7359514.00
Depreciation for earlier years			
Depreciation for earlier years			
Total (B)		766760942.73	691531503.32
Balance being excess of Income over Expenditure (A-B)		-	-
Transfer to Special Reserve (Specify each)		-	-
Transfer to / from General Reserve		-	-
BALANCE BEING SURPLUS/(DEFICIT)		4635294.50	3405462.27
CARRIED TO CORPUS/CAPITAL FUND			
SIGNIFICANT ACCOUNTING POLICIES	24	-	-
CONTINGENT LIABILITIES AND NOTES ON ACCOUNTS	25	-	-


(S. K. Behera)
Accountant
D.T.N.B.W.E. & D., Nagpur



(R. V. Banubakode)
Accounts Officer I/c
D.T.N.B.W.E. & D., Nagpur



(C. S. Rao)
Financial Advisor
D.T.N.B.W.E. & D., Nagpur



(Harsh Vaidya)
Director General
D.T.N.B.W.E. & D., Nagpur


DATTOPANT THENGADI NATIONAL BOARD FOR WORKERS EDUCATION & DEVELOPMENT, NAGPUR
SCHEDULES FORMING PART OF BALANCE SHEET AS AT 31/03/2019

SCHEDULE 1 - CORPUS/CAPITAL FUND :		(Amount in Rs.)	
Balance as at the beginning of the year		Current Year	Previous Year
Add: Contributions towards Corpus/Capital Fund		118226285.21	147108247.42
1. Building			
2. Motor & other vehicles			
3. Furnitures		5,700.00	
4. Office Appliances		234,400.00	
5. Computer/Peripherals		38,069.00	3,500.00
6. Library Books			
7. Audio Visual Aids			
8. Deposit with CPWD		284,112.00	
9. Conveyance & Computer Advance		120,000.00	
10. Deposit for Building / WORK			
11. Balance of net income transferred from Income and Expenditure Account.		4,635,294.50	3,405,462.27
12. Surrendered to the Ministry Adjusted for Earlier years		27,544.48	
13. Deposits with CPWD From Outstanding Payment 2017-18		2,359,717.00	
14. Income for earlier years		1,997,594.00	
Total		127,928,716.19	150,517,209.69
Less: 1. CPWD Deposit Adjusted / Refunded		1,146,891.00	9,879.00
2. Depreciation for earlier years			
3. Written Off Assets			
4. Depreciation on Fixed Assets		6,509,468.00	7,359,514.00
6. Matching GIA for earlier year Adjusted			
7. Surrendered to the Ministry			24,921,531.48
Total		7,656,359.00	32,290,924.48
BALANCE AS AT THE YEAR -END		120,272,357.19	118,226,285.21
			32,290,924.48
			112,899,205.30


(S. K. Behera)
 Accountant
 D.T.N.B.W.E. & D., Nagpur


(R.V. Banubakode)
 Accounts Officer I/c
 D.T.N.B.W.E. & D., Nagpur



(C. S. Rao)
 Financial Advisor
 D.T.N.B.W.E. & D., Nagpur


(Harsh Vaidya)
 Director
 D.T.N.B.W.E. & D., Nagpur

DATTOPANT THENGADI NATIONAL BOARD FOR WORKERS EDUCATION & DEVELOPMENT, NAGPUR
SCHEDULES FORMING PART OF BALANCE SHEET AS AT 31/03/2019

SCHEDULE 2 - RESERVES AND SURPLUS:	(Amount - Rs.)	
	Current Year	Previous Year
1. Capital Reserve:		
As per last Account		
Addition during the year		
Less : Deductions during the year		
2. Revaluation Reserve:		
As per last Account		
Addition during the year		
Less : Deductions during the year		
3. Special Reserves:		
As per last Account		
Addition during the year		
Less : Deductions during the year		
4. General Reserve:		
As per last Account		
Addition during the year		
Less : Deductions during the year		
TOTAL	Nil	Nil


(S.K. Behera)
 Accountant
 D.T.N.B.W.E. & D., Nagpur



(R.V. Banubakode)
 Accounts Officer I/c
 D.T.N.B.W.E. & D., Nagpur



(C. S. Rao)
 Financial Advisor
 D.T.N.B.W.E. & ,Nagpur


(Harsh Vaidya)
 Director General
 D.T.N.B.W.E. & D., Nagpur

DATTOPANT THENGADI NATIONAL BOARD FOR WORKERS EDUCATION & DEVELOPMENT, NAGPUR
SCHEDULES FORMING PART OF BALANCE SHEET AS AT 31/03/2019

SCHEDULE 3 - EARMARKED/ENDOWMENT FUNDS	FUND-WISE BREAK UP-CURRENT YEAR-Donation		FUND-WISE BREAK UP-CURRENT YEAR-SGF		Total	
	Current Year	Previous year	Current Year	Previous year	Current Year	Previous Year
a) Opening balance of the funds	2165608.88	2029726.88	163464805.22	155634636.22	165630414.10	157664363.10
b) Additions to the funds:						
i. Donation/grants/ Fund						
ii. Interest	129075.00	129963.00	7,405,453.00	8,412,819.00	7534528.00	8542782.00
iii. Other additions (Specify nature)						
iv) Funds raised from Board's Special Event						
v) Interest Accrued	10456.00	94748.00	3461755.00	3891828.00	3472211.00	3986576.00
vi) Income Accrued						
vii) received from Boards A/c						
vi) Less: Accrued Interest (previous Year)	94748.00	88829.00	3891828.00	4474478.00	3986576.00	4563307.00
vii) Less: Income Accrued (previous Year)						
Total (a+b)	2210391.88	2165608.88	170440185.22	163464805.22	172650577.10	165630414.10
c) Utilisation/Expenditure towards objectives of funds.						
i. <u>Capital Expenditure</u>	NIL	NIL	NIL	NIL	NIL	NIL
- Fixed Assets						
- Others						
Total						
ii. <u>Revenue Expenditure</u>						
- Salaries, Wages and allowances etc.						
- Rent						
- Other Administrative Expenses						
Total (c)						
NET BALANCE AS AT THE YEAR-END (a+b-c)	2210391.88	2165608.88	170440185.22	163464805.22	172650577.10	165630414.10


(S.K. Behera)
 Accountant
 D.T.N.B.W.E. & D., Nagpur


(R.V. Banubakode)
 Accounts Officer I/c
 D.T.N.B.W.E. & D., Nagpur


(C. S. Rao)
 Financial Advisor
 D.T.N.B.W.E. & D., Nagpur


(Harsh Vaidya)
 Director General
 D.T.N.B.W.E. & D., Nagpur

DATTOPANT THENGADI NATIONAL BOARD FOR WORKERS EDUCATION & DEVELOPMENT, NAGPUR
SCHEDULES FORMING PART OF BALANCE SHEET AS AT 31/03/2019

SCHEDULE 3(A) - EARMARKED/ENDOWMENT FUNDS	HBA Fund A/c		Other- CTP- A/c		Total	
	Current Year	Previous year	Current Year	Previous year	Current Year	Previous Year
a) Opening balance of the funds	16457902.38	15201635.38	84274222.50	72379657.00	100732124.88	87581292.38
b) Additions to the funds:						
i. Donation/grants/ Fund			7541723.00	6999441.00	7541723.00	6999441.00
ii. Interest	1,273,621.00	1,270,735.00	5333436.50	4871915.50	6607057.50	6142650.50
iii. Other additions (Specify nature)						
iv) Funds raised from Board's Special Event						
v) interest Accrued		954,053.00	2842355.00	2750993.00	3286939.00	3705046.00
vi) Income Accrued	444,584.00		705720.00	1007909.00	705720.00	1007909.00
vii) received from Boards A/c						
Less: Rectification Entry for Earlier years						
vi) Less: Accrued Interest (previous Year)	954,053.00	968,521.00	2,750,993.00	2,997,093.00	3705046.00	3965614.00
vii) Less: Income Accrued (previous Year)			1,007,909.00	738,600.00	1007909.00	738600.00
Total (a+b)	17222054.38	16457902.38	96938555.00	84274222.50	114160609.38	100732124.88
c) Utilisation/Expenditure towards objectives of funds.						
i. <u>Capital Expenditure</u>						
- Fixed Assets						
- Others						
Total						
ii. <u>Revenue Expenditure</u>						
- Salaries, Wages and allowances etc.						
- Rent						
- Other Administrative Expenses						
Total (c)						
NET BALANCE AS AT THE YEAR-END (a+b-c)	17222054.38	16457902.38	96938555.00	84274222.50	114160609.38	100732124.88

(S.K. Behera)
 Accountant
 D.T.N.B.W.E. & D., Nagpur

(R.V. Banubakode)
 Accounts Officer I/c
 D.T.N.B.W.E. & D., Nagpur


(C. S. Rao)
 Financial Advisor
 D.T.N.B.W.E. & ,Nagpur


(Harsh Vaidya)
 Director General
 D.T.N.B.W.E. & D., Nagpur


DATTOPANT THENGADI NATIONAL BOARD FOR WORKERS EDUCATION & DEVELOPMENT, NAGPUR
SCHEDULES FORMING PART OF BALANCE SHEET AS AT 31/03/2019


(Amount in- Rs.)

SCHEDULE 3(B) - EARMARKED/ENDOWMENT	Unspent Grants -In-Aid		MGNREGA		Total	
	Current Year	Previous year	Current Year	Previous year	Current Year	Previous Year
a) Opening balance of the funds	49700420.46	18707240.03	725077.00	725077.00	50425497.46	19432317.03
b) Additions to the funds:						
i. Donation/grants/ Fund	6146739.00	733700000.00			6146739.00	733700000.00
ii. Interest						
iii. Other additions (Specify nature)						
iv) Funds raised from Board's Special Event						
v) interest Accured *						
vi) Income Accured						
vii) received from Boards A/c						
Less: Matching Grants Required for 2018-19	21,280,494.73				21280494.73	0.00
vi) Less: Accured Interest (previous Year)						
vii) Less: Shifted to Corpus Capital Sch-1			725,077.00		725077.00	0.00
viii) Less: Shifted to Current Liability Sch-7	34566664.73	18688139.00			34566664.73	18688139.00
Total (a+b)	0.00	733719101.03	0.00	725077.00	0.00	734444178.03
c) Utilisation/Expenditure towards objectives of funds.						
i. <u>Capital Expenditure</u>						
- Fixed Assets		3500			-	3500.00
- Others					-	-
Total						
ii. <u>Revenue Expenditure</u>						
- Salaries, Wages and allowances etc.		563356808.75			-	563356808.75
- Rent		120658371.82			-	120658371.82
- Other Administrative Expenses		684018680.57			-	684018680.57
Total (c)	0.00	120658371.82	-	-	0.00	0.00
NET BALANCE AS AT THE YEAR-END (a+b-c)	0.00	49700420.46	0.00	725077.00	0.00	50425497.46


(S.K. Behera)
 Accountant
 D.T.N.B.W.E. & D., Nagpur


(R.V. Banubakode)
 Accounts Officer I/c
 D.T.N.B.W.E. & D., Nagpur


(C. S. Rao)
 Financial Advisor
 D.T.N.B.W.E. & ,Nagpur


(Harsh Vaidya)
 Director General
 D.T.N.B.W.E. & D., Nagpur

DATTOPANT THENGADI NATIONAL BOARD FOR WORKERS EDUCATION & DEVELOPMENT, NAGPUR
SCHEDULES FORMING PART OF BALANCE SHEET AS AT 31/03/2019

(Amount in- Rs.)

SCHEDULE 3(C) - EARMARKED/ENDOWMENT FUNDS	Mega Event		TDS Refund Received		Total	
	Current Year	Previous year	Current Year	Previous year	Current Year	Previous Year
a) Opening balance of the funds	948268.00	948268.00	3306870.00	3289200.00	4255138.00	4237468.00
b) Additions to the funds:						
i. Donation/grants/ Fund						
ii. Interest			189314.00		189314.00	
iii. Other additions (Specify nature)						
iv) Funds raised from Board's Special Event						
v) interest Accrued			21332.00	17670.00	21332.00	17670.00
vi) Income Accrued						
vii) received from Boards A/c						
Less: Rectification Entry for Earlier years						
vi) Less: Accrued Interest (previous Year)			17,670.00		17670.00	
vii) Less: Shifted to Corpus Capital Sch-1					948268.00	
viii) Less: Adjusted by Ministry						
Total (a+b)	948268.00	948268.00	3499846.00	3306870.00	3499846.00	4255138.00
c) Utilisation/Expenditure towards objectives of funds.						
i. <u>Capital Expenditure</u>	NIL	NIL	NIL	NIL	NIL	NIL
- Fixed Assets						
- Others						
Total						
ii. <u>Revenue Expenditure</u>						
- Salaries, Wages and allowances etc.						
- Rent						
- Other Administrative Expenses						
Total (c)	0.00	0.00	-	-	0.00	0.00
NET BALANCE AS AT THE YEAR-END (a+b-c)	0.00	948268.00	3499846.00	3306870.00	3499846.00	4255138.00

(S. K. Behera)
 Accountant
 D.T.N.B.W.E & D., Nagpur

(R.V. Banubakode)
 Accounts Officer I/c
 D.T.N.B.W.E & D., Nagpur

(C. S. Rao)
 Financial Advisor
 D.T.N.B.W.E & D., Nagpur

(Harsh Vaidya)
 Director General
 D.T.N.B.W.E & D., Nagpur

DATTOPANT THENGADI NATIONAL BOARD FOR WORKERS EDUCATION & DEVELOPMENT, NAGPUR
SCHEDULES FORMING PART OF BALANCE SHEET AS AT 31/03/2019

(Amount in- Rs.)				
Schedule 4 - SECURED LOANS AND BORROWINGS:	Current Year			Previous year
1. Central government				
2. State government (Specify)				
3. Financial Institutions				
a) Term Loans				
b) Interest accrued and due				
4. Banks:				
a) Term Loans	NIL	NIL	NIL	NIL
- Interest accrued and due				
b) Other Loans (specify)				
- Interest accrued and due				
5. Other Institutions and Agencies				
6. Debentures and Bonds				
7. Others (Specify)				
TOTAL	NIL	NIL	NIL	NIL
Note : Amounts due within one year				


(S. K. Behera)
Accountant


D.T.N.B.W.E & D., Nagpur


(R.V. Banubakode)
Accounts Officer I/c

D.T.N.B.W.E & D., Nagpur


(C. S. Rao)
Financial Advisor

D.T.N.B.W.E & ,Nagpur



(Harsh Vaidya)
Director General


D.T.N.B.W.E & D., Nagpur


DATTOPANT THENGADI NATIONAL BOARD FOR WORKERS EDUCATION & DEVELOPMENT, NAGPUR


SCHEDULES FORMING PART OF BALANCE SHEET AS AT 31/3/2019

	(Amount in Rs.)	
	Current Year	Previous Year
SCHEDULE 5 - UNSECURED LOANS AND BORROWINGS		
1. Central Government		
2. State Government (Specify)		
3. Financial Institutions		
4. Banks:		
a) Term Loans		
b) Other Loans (Specify)		
5. Other Institutions and Agencies		
6. Debentures and Bonds		
7. Fixed Deposits		
8. Others (Specify)		
Total	NIL	NIL
Note : Amount due within one year		


(S.K. Behera)
Accountant
D.T.N.B.W.E. & D., Nagpur


(R.V. Banubakode)
Accounts Officer I/c
D.T.N.B.W.E. & D., Nagpur


(C. S. Rao)
Financial Advisor
D.T.N.B.W.E. & ,Nagpur


(Harsh Vaidya)
Director General
D.T.N.B.W.E. & D., Nagpur

DATTOPANT THENGADI NATIONAL BOARD FOR WORKERS EDUCATION & DEVELOPMENT, NAGPUR

SCHEDULES FORMING PART OF BALANCE SHEET AS AT 31/3/2019

SCHEDULE 6 - DEFERRED CREDIT LIABILITIES:		(Amount in- Rs.)	
	Current Year	Previous Year	
a) Acceptances secured by hypothecation of capital equipment and other assets			
b) Others	NIL		NIL
Total	NIL		NIL
Note : Amount due within one year			


(S. K. Behera)
Accountant

D.T.N.B.W.E. & D., Nagpur


(R.V. Banubakode)
Accounts Officer I/c

D.T.N.B.W.E. & D., Nagpur


(C. S. Rao)
Financial Advisor

D.T.N.B.W.E. & ,Nagpur


(Harsh Vaidya)

Director General
D.T.N.B.W.E. & D., Nagpur


DATTOPANT THENGADI NATIONAL BOARD FOR WORKERS EDUCATION & DEVELOPMENT, NAGPUR

SCHEDULES FORMING PART OF BALANCE SHEET AS AT 31/3/2019


SCHEDULE 7 - CURRENT LIABILITIES AND PROVISIONS		(Amount in- Rs.)	
	Current Year	Previous Year	
a. New Pension Schemeamt. to be transferred to NPS A/c	298,829.00	298,829.00	
b. Liability for GPF Adv. Disbursement	10,315,237.29	8,593,347.29	
c. Undisbursed Amount	-	3,738,436.00	
d. GPF Subscription & Recovery Amount Recovered	6,440,405.66	5,901,568.79	
e. Other Deposits	33,409,176.00	47,158,709.00	
f. Sundry Creditors(gratuity retiral benefits etc.)	1,089,267.41	640,283.41	
g. HBA recoveries to be Transferred to HBA by Board	34,566,664.73		
h. Unspent Grants-in-Aid			
TOTAL (A)	86,119,580.09	66,331,173.49	66,331,173.49
B. PROVISIONS			
1. For Taxation			
2. Gratuity	NIL	NIL	NIL
3. Superannuation / Pension			
4. Accumulated Leave Encashment			
5. Trade Warranties / Claims- Matching Grants			
TOTAL (A+B)	86,119,580.09	66,331,173.49	66,331,173.49


(S.K. Behera)
Accountant


D.T.N.B.W.E. & D., Nagpur


(R.V. Banubakode)
Accounts Officer I/c

D.T.N.B.W.E. & D., Nagpur


(C. S. Rao)
Financial Advisor

D.T.N.B.W.E. & Nagpur



(Harsh Vaidya)
Director General


D.T.N.B.W.E. & D., Nagpur


DATTOPANT THENGADI NATIONAL BOARD FOR WORKERS EDUCATION & DEVELOPMENT, NAGPUR


SCHEDULES FORMING PART OF BALANCE SHEET AS AT 31/3/2019

SCHEDULE 8 - FIXED ASSETS DESCRIPTION	GROSS BLOCK				DEPRECIATION				NET BLOCK	
	Cost/Valuation As at beginning	Additions during the year	Deductions during the year	Cost/Valuation at the year	As at beginning	On Additions during the year	On Deductions during the year	Total up to the year	As at the Current year	As at the Previous year
A. FIXED ASSETS:										
1. LAND	4,229,521.00	-	-	4,229,521.00	-	-	-	-	4,229,521.00	4,229,521.00
2. BUILDING 10% Delhi Building 0 %	48,002,540.01	-	-	48,002,540.01	4,800,254.00	-	-	4,800,254.00	43,202,286.01	48,002,540.01
3. MOTOR AND OTHER VEHICLES	594,178.17	-	-	594,178.17	89,127.00	-	-	89,127.00	505,051.17	594,178.17
4. FURNITURES 15%	5,415,284.92	5,700.00	-	5,420,984.92	591,528.00	570.00	-	592,098.00	4,828,886.92	5,415,284.92
5. OFFICE EQUIPMENT 10%	4,641,867.24	234,400.00	-	4,876,267.24	696,280.00	35,160.00	-	731,440.00	4,144,827.24	4,641,867.24
6. COMPUTER/PERIPHERALS 15%	163,021.36	38,069.00	-	201,090.36	97,813.00	22,841.00	-	120,654.00	80,436.36	163,021.36
7. LIBRARY BOOKS 60%	54,746.00	-	-	54,746.00	32,848.00	-	-	32,848.00	21,898.00	54,746.00
8. AUDIO VISUAL AIDS 60%	953,647.66	-	-	953,647.66	143,047.00	-	-	143,047.00	810,600.66	953,647.66
15%										
TOTAL OF CURRENT YEAR	64,054,806.36	278,169.00	-	64,332,975.36	6,450,897.00	58,571.00	-	6,509,468.00	57,823,507.36	64,054,806.36
PREVIOUS YEAR										
CAPITAL WORK IN PROGRESS										
Total	64,054,806.36							6,509,468.00	57,823,507.36	64,054,806.36


(S.K. Behera)
Accountant
D.T.N.B.W.E. & D., Nagpur



(R.V. Banubakode)
Accounts Officer I/c
D.T.N.B.W.E. & D., Nagpur



(C. S. Rao)
Financial Advisor
D.T.N.B.W.E. & Nagpur



(Harsh Vaidya)
Director General
D.T.N.B.W.E. & D., Nagpur


DATTOPANT THENGADI NATIONAL BOARD FOR WORKERS EDUCATION & DEVELOPMENT, NAGPUR
SCHEDULE FORMING PART OF BALANCE SHEET AS AT 31/3/2019

(Amount in Rs.)		
	Current Year	Previous Year
SCHEDULE 9 - INVESTMENT FROM EARMARKED/ENDOWMENT FUNDS		
1. In Government Securities		
2. Other approved Securities		
3. Shares	NIL	NIL
4. Debentures and Bonds		
5. Subsidiaries and Joint Ventures		
6. Others (to be specified): Public Sector Bond/		
INVESTMENT: 1) SGF	4,526,566.00	4,129,586.00
2) CTP A/c	7,834,495.00	7,147,409.00
2) HBA A/c	4,315,820.00	3,937,300.00
TOTAL	16676881.00	15214295.00


(S.K. Behera)
 Accountant
 D.T.N.B.W.E. & D., Nagpur


(R.V. Banubakode)
 Accounts Officer I/c
 D.T.N.B.W.E. & D., Nagpur


(C. S. Rao)
 Financial Advisor
 D.T.N.B.W.E. & ,Nagpur


(Harsh Vaidya)
 Director General
 D.T.N.B.W.E. & D., Nagpur

FOR WORKERS EDUCATION & DEVELOPMENT, NAGPUR

SCHEDULE 10 - INVESTMENTS - OTHERS		(Amount in- Rs.)	
	Current Year	Previous Year	
1. In Government Securities			
2. Other approved Securities			
3. Shares			
4. Debentures and Bonds			
5. Subsidiaries and Joint Ventures			
6. Others (to be specified): Public Sector Bond/ Deposit with Nationalised Bank			
INVESTMENT:			
TOTAL			

2

(C. S. Rao)
Financial Advisor
D.T.N.B.W.E.& ,Nagpur



(R.V. Banubakode)
Accounts Officer I/c
D.T.N.B.W.E.& D., Nagpur

[Signature]
(S. K. Behera)

Accountant
D.T.N.B.W.E.& D., Nagpur

(Harsh Vaidya)

Director General
D.T.N.B.W.E.& D., Nagpur

DATTOPANT THENGADI NATIONAL BOARD FOR WORKERS EDUCATION & DEVELOPMENT, NAGPUR
SCHEDULES FORMING PART OF BALANCE SHEET AS AT 31/03/2019

(Amount in Rs.)					
SCHEDULE 11 - CURRENT ASSETS, LOANS, ADVANCES ETC.		Current Year	Previous Year		
A. 1. Inventories:					
a. Stores and Spares					
b. Loose Tools					
c. Stock-in-trade					
Finished Goods					
Work in Progress					
Raw Materials'					
2. Sundry Debtors:					
a. Debts outstanding for a period exceeding six months					
b. Others					
3. Cash balances in hand (including cheques/drafts and imprest)					
4. Bank Balances:					
a. With Scheduled Banks:					
- On Current Accounts		125548.75	191673.30		191673.30
- On Deposit Accounts (including margin money)		66837350.68	129498528.17		
- On Savings Accounts		236243620.00	222278450.00		
b. With non-Scheduled Banks:		7410572.97	965706.47		352742684.64
5. Remittances in Transit					
6. Amount Due from ILO					
7. Amount Due from Board's special event		30903179.00	1910231.84		1910231.84
TOTAL (A)		341520271.40	354844589.78		354844589.78

 (S. K. Behera) Accountant D.T.N.B.W.E.& D., Nagpur	 (R. V. Banubakode) Accounts Officer I/c D.T.N.B.W.E.& D., Nagpur	 (C. S. Rao) Financial Advisor D.T.N.B.W.E.& D., Nagpur
 (Harsh Vaidya) Director General D.T.N.B.W.E.& D., Nagpur		

DATTOPANT THENGADI NATIONAL BOARD FOR WORKERS EDUCATION & DEVELOPMENT, NAGPUR
SCHEDULES FORMING PART OF BALANCE SHEET AS AT 31/03/2019

(Amount in Rs.)


SCHEDULE 11 - CURRENT ASSETS, LOANS, ADVANCES ETC. (Contd.)	Current Year		Previous Year	
B. 1. Loans:				
a) Staff	762,233.00	762,233.00	953,159.00	953,159.00
b) Other Entities engaged in activities/objectives similar to that of the Entity				
c) Other (specify)				
2. Advances and other amounts recoverable in cash or in kind or for value to be received	28,369,972.00		26,873,034.00	
b) Prepayments	21,250.00	28,391,222.00	21,250.00	26,894,284.00
c) Others				
3. Income Accrued:	6,780,482.00		7,709,292.00	
a) On Investment from Earmarked/Endowment funds.				
b) On Investments - Others (HBA)				
c) On Loans and Advances	705,720.00	7,486,202.00	1,007,909.00	8,717,201.00
d) Others (SGF from Managements/ CTP A/c)				
(includes income due unrealised - Rs.)				
4. Claims Receivable				
a) GPF				
b) New Pension Scheme				
c) Grants, SGF, HBA & CTP A/c	44,042,653.00	44,042,653.00	34,922,298.00	34,922,298.00
d) Matching Grants receivable from Ministry	80,682,310.00	80,682,310.00	71,486,942.00	71,486,942.00
TOTAL (B)	422,202,581.40	422,202,581.40	426,331,531.78	426,331,531.78
TOTAL (A + B)	422,202,581.40	422,202,581.40	426,331,531.78	426,331,531.78


 (S. K. Behera)
 Accountant

D.T.N.B.W.E. & D., Nagpur


 (R. V. Banubakode)
 Accounts Officer I/c

D.T.N.B.W.E. & D., Nagpur


 (C. S. Rao)
 Financial Advisor

D.T.N.B.W.E. & D., Nagpur


 (Harsh Vaidya)
 Director General

D.T.N.B.W.E. & D., Nagpur

DATTOPANT THENGADI NATIONAL BOARD FOR WORKERS EDUCATION & DEVELOPMENT, NAGPUR

SCHEDULES FORMING PART OF INCOME AND EXPENDITURE FOR THE PERIOD /YEAR ENDED 2018-19

(Amount in Rs.)

SCHEDULE 12 - INCOME FROM SALES/SERVICES.	Current Year	Previous Year
1) Income from Sales		
a) Sale of Finished goods		
b) Sale of Raw Material		
c) Sale of Scraps		
2) Income from Services		
a) Labour and Processing Charges		
b) Professional/Consultancy Services		
c) Agency Commission and Brokerage		
d) Maintenance Service (Equipment/Property)		
e) Others (Specify)		
Advertisement Receipt		
TOTAL		


(S.K. Behera)
Accountant

D.T.N.B.W.E. & D., Nagpur


(R.V. Banubakode)
Accounts Officer I/c

D.T.N.B.W.E. & D., Nagpur


(C. S. Rao)
Financial Advisor


D.T.N.B.W.E. & Nagpur



(Hareesh Vaidya)
Director General


D.T.N.B.W.E. & D., Nagpur


DATTOPANT THENGADI NATIONAL BOARD FOR WORKERS EDUCATION & DEVELOPMENT, NAGPUR
SCHEDULES FORMING PART OF INCOME AND EXPENDITURE FOR THE PERIOD /YEAR ENDED 2018-2019

SCHEDULE 13 - GRANTS/SUBSIDIES		(Amount in Rs.)	
		Current Year	Previous Year
1) Central Government			
a) Plan			563,200,000.00
b) Non-Plan		616,300,000.00	95,000,000.00
c) SALARY		83,200,000.00	32,550,000.00
d) General		24,200,000.00	16,950,000.00
e) SCSP		11,100,000.00	16,000,000.00
e) TSP		11,000,000.00	10,000,000.00
g) North East		-	733,700,000.00
h) North East Capital		745,800,000.00	
Add: (i) Unspent Balance for previous years		21,280,494.73	-
(ii) Grants-in-aid receivable from Govt. of India		-	-
Less: 1] Working Balance for Next Years		6,146,739.00	49,681,319.43
2] Unspent Balance for Current year		682,281.00	3,500.00
3] Capital Expenditure.			-
4] (i) Grants-in-aid receivable from Govt. of India		-	-
TOTAL		760,251,474.73	684,015,180.57


(S.K. Behera)
 Accountant
 D.T.N.B.W.E.& D., Nagpur


(R.V. Banubakode)
 Accounts Officer I/c
 D.T.N.B.W.E.& D., Nagpur



(C. S. Rao)
 Financial Advisor
 D.T.N.B.W.E.& ,Nagpur


(Harsh-Vaidya)
 Director General
 D.T.N.B.W.E.& D., Nagpur


DATTOPANT THENGADI NATIONAL BOARD FOR WORKERS EDUCATION & DEVELOPMENT, NAGPUR
SCHEDULES FORMING PART OF INCOME AND EXPENDITURE FOR THE PERIOD /YEAR ENDED 2018-19


SCHEDULES 14 - FEES/SUBSCRIPTIONS	(Amount in Rs.)	
	Current Year	Previous Year
1. Entrance Fees		
2. Annual Fees/Subscriptions		
3. Seminar/Programme Fees		
4. Consultancy Fees		
5. Others (specify)		
TOTAL		

Note - Accounting Policies towards each item are to be disclosed


 (S.K. Behera)
 Accountant
 D.T.N.B.W.E. & D., Nagpur


 (R.V. Banubakode)
 Accounts Officer I/c
 D.T.N.B.W.E. & D., Nagpur



 (C. S. Rao)
 Financial Advisor
 D.T.N.B.W.E. & ,Nagpur



 (Harsh Vaidya)
 Director General
 D.T.N.B.W.E. & D., Nagpur

DATTOPANT THENGADI NATIONAL BOARD FOR WORKERS EDUCATION & DEVELOPMENT, NAGPUR
SCHEDULES FORMING PART OF INCOME AND EXPENDITURE FOR THE PERIOD /YEAR ENDED 2018-19


(Amount in Rs.)

SCHEDULE 15 - INCOME FROM INVESTMENTS	Investment from Earmarked Fund		Investment - Others	
	Current Year	Previous Year	Current Year	Previous Year
(Income on Invest. From Earmarked/Endowment Funds transferred to Funds)				
1. Interest				
a. On Govt. Securities				
b. Other Bonds/Debentures				
2. Dividends:				
a. On Shares				
b. On Mutual Fund Securities.				
3. Rents				
4. Others (specify)				
Total				
TRANSFERRED TO EARMARKED/ENDOWMENT FUNDS				


(S.K. Behera)
Accountant
D.T.N.B.W.E. & D., Nagpur



(R.V. Banubakode)
Accounts Officer I/c
D.T.N.B.W.E. & D., Nagpur


(C.S. Rao)
Financial Advisor
D.T.N.B.W.E. & ,Nagpur


(Harsh Vaidya)
Director General
D.T.N.B.W.E. & D., Nagpur

DATTOPANT THENGADI NATIONAL BOARD FOR WORKERS EDUCATION & DEVELOPMENT, NAGPUR
SCHEDULES FORMING PART OF INCOME AND EXPENDITURE FOR THE PERIOD /YEAR ENDED 2018-19

(Amount in- Rs.)		
SCHEDULE 16 - INCOME FROM ROYALTY, PUBLICATION ETC.	Current Year	Previous Year
1) Income from Publications	4773.00	2513.00
2) Others (specify)	-	-
TOTAL	4773.00	2513.00


 (S.K. Behera)
 Accountant
 D.T.N.B.W.E. & D., Nagpur


 (R.V. Banubakode)
 Accounts Officer I/c
 D.T.N.B.W.E. & D., Nagpur



 (C. S. Rao)
 Financial Advisor
 D.T.N.B.W.E. & ,Nagpur


 (Harsh Vaidya)
 Director General
 D.T.N.B.W.E. & D., Nagpur

DATTOPANT THENGADI NATIONAL BOARD FOR WORKERS EDUCATION & DEVELOPMENT, NAGPUR
SCHEDULES FORMING PART OF INCOME AND EXPENDITURE FOR THE PERIOD /YEAR ENDED 2018-19


(Amount in- Rs.)		
SCHEDULE 17 - INTEREST EARNED	Current Year	Previous Year
1) On Term Deposits:		
a) With Scheduled Banks		
b) With Non - Scheduled Banks		
c) With Institutions		
d) Others		
2) On Savings Accounts:		
a) With Scheduled Banks		
b) With Non - Scheduled Banks		
c) Post Office Savings Accounts		
d) Others		
3) On Loans:		
a) Employees/Staff		
b) Others		
4) Interest on Debtors and Other Receivables		
TOTAL	1,267,608.00	1,169,673.00

NOTE : Tax deducted at source to be indicated


(S.K. Behera)
 Accountant
 D.T.N.B.W.E. & D., Nagpur



(R.V. Banubakode)
 Accounts Officer I/c
 D.T.N.B.W.E. & D., Nagpur



(C. S. Rao)
 Financial Advisor
 D.T.N.B.W.E. & ,Nagpur


(Harsh Vaidya)
 Director General
 D.T.N.B.W.E. & D., Nagpur


DATTOPANT THENGADI NATIONAL BOARD FOR WORKERS EDUCATION & DEVELOPMENT, NAGPUR
SCHEDULES FORMING PART OF INCOME AND EXPENDITURE FOR THE PERIOD /YEAR ENDED 2018-19

		(Amount in- Rs.)	
SCHEDULE 18 - OTHER INCOME		Current Year	Previous Year
1) Profit on Sale/disposal of Assets:			
b) Assets acquired out of grants, or received free of cost			
2) Export Incentives realized			
3) Miscellaneous Receipts		2,216,022.50	2,380,206.02
4) Amount spent from Miscellaneous Income of Previous Years			
Less			
Amount utilised during the year		2,216,022.50	2,380,206.02
TOTAL			


(S.K. Behera)
 Accountant
 D.T.N.B.W.E. & D., Nagpur



(R.V. Banubakode)
 Accounts Officer /c
 D.T.N.B.W.E. & D., Nagpur



(C. S. Rao)
 Financial Advisor
 D.T.N.B.W.E. & ,Nagpur


(Harsh Vaidya)
 Director General
 D.T.N.B.W.E. & D., Nagpur


DATTOPANT THENGADI NATIONAL BOARD FOR WORKERS EDUCATION & DEVELOPMENT, NAGPUR
SCHEDULES FORMING PART OF INCOME AND EXPENDITURE FOR THE PERIOD /YEAR ENDED 2018-19

		(Amount in- Rs.)	
		Current Year	Previous Year
SCHEDULE 19 - INCREASE/DECREASE IN STOCK OF FINISHED GOODS AND WORK IN PROGRESS		Rs.	Rs.
a) Closing Stock			
- Finished Goods			9,879.00
- Work-in-Progress	CPWD Deposit Adjusted / Refunded	1,146,891.00	
b) Less : Opening Stock			
- Finished Goods			
- Work-in-Progress			
NET INCREASE/(DECREASE) [a-b]		1,146,891.00	9,879.00


(S.K. Behera)
 Accountant
 D.T.N.B.W.E. & D., Nagpur


(R.V. Banubakode)
 Accounts Officer I/c
 D.T.N.B.W.E. & D., Nagpur


(C. S. Rao)
 Financial Advisor
 D.T.N.B.W.E. & ,Nagpur


(Harsh Vaidya)
 Director General
 D.T.N.B.W.E. & D., Nagpur

DATTAPANT THENGADI NATIONAL BOARD FOR WORKERS EDUCATION & DEVELOPMENT, NAGPUR
SCHEDULES FORMING PART OF INCOME AND EXPENDITURE FOR THE PERIOD / YEAR ENDED 2018-19


(Amount in-Rs.)		
SCHEDULE 20 : EXPENDITURE STATEMENT	Current Year Amount	Previous year Amount
A) SALARY	612,837,467.00	529,056,274.75
B) GENERAL (OFFICE EXPENSES & GENERAL)	99,715,444.73	78,993,104.17
C) SCSF	19,659,298.00	19,832,912.53
D)TSP	9,493,963.00	6,925,413.87
E) NORTH EAST	11,893,668.00	10,682,466.00
F) CAPITAL GENERAL		-
G) CAPITAL NORTH EAST		-
	753,599,840.73	645,490,171.32
FIXED ASSET / CAPITAL EXPENDITURE		
a) Office Equipment	234,400.00	-
b) Furniture	5,700.00	-
c) Library Books		-
d) A. V. Equipments	38,069.00	3,500.00
e) Computer & Peripherals		-
f) Building	284,112.00	-
g) Deposit for Land & building/W.I.P.		-
h) Motar Vehicle		-
i) Loans & Advances	120,000.00	-
		3,500.00
Less Fixed Asset & Advances	682,281.00	645,486,671.32
Total	752,917,559.73	
Outstanding Expenditure		
A) SALARY (Retirement benefits)	7,333,915.00	34,300,534.00
B) GENERAL (OFFICE EXPENSES & GENERAL)		4,384,784.00
Grand Total	760251474.73	684171989.32


 (S.K. Behera)
 Accountant


D.T.N.B.W.E. & D., Nagpur


 (R.V. Banubakode)
 Accounts Officer I/c

D.T.N.B.W.E. & D., Nagpur


 (C. S. Rao)
 Financial Advisor

D.T.N.B.W.E. & ,Nagpur


 (Harsh Vaidya)
 Director General

D.T.N.B.W.E. & D., Nagpur

(S. K. Behera)
Accountant
D. T. N. B. W. E. & D., Nagpur

(R. V. Banubakode)
Accounts Officer I/c
D. T. N. B. W. E. & D., Nagpur

(C. S. Rao)
Financial Advisor
D. T. N. B. W. E. & D., Nagpur

(Harsh Vadya)
Director General
D. T. N. B. W. E. & D., Nagpur

DATTOPANT THENGADI NATIONAL BOARD FOR WORKERS EDUCATION & DEVELOPMENT, NAGPUR
SCHEDULES FORMING PART OF INCOME & EXPENDITURE FOR THE PERIOD/YEAR ENDED 2018-19

SCHEDULE 22- I.L.O. Programme Expenditure	Current Year	Previous Year
a) Expenditure incurred	-	-
b) Expenditure incurred against the unspent amount.		
TOTAL	-	-

Note : Name of the Entities, their Activities along with the amount of Grants/Subsidies are to be disclosed.


(S. K. Behera)
 Accountant

D.T.N.B.W.E.& D., Nagpur


(R. V. Banubakode)
 Accounts Officer I/c

D.T.N.B.W.E.& D., Nagpur


(C. S. Rao)
 Financial Advisor


D.T.N.B.W.E.& ,Nagpur



(Harsh Vaidya)
 Director General


D.T.N.B.W.E.& D., Nagpur


DATTOPANT THENGADI NATIONAL BOARD FOR WORKERS EDUCATION & DEVELOPMENT, NAGPUR
SCHEDULES FORMING PART OF INCOME & EXPENDITURE FOR THE PERIOD/YEAR ENDED 2018-19

SCHEDULE 23 - CPWD Maintenance Expenditure	Current Year	Previous Year
Expenditure incurred on maintenance of Office Buildings	-	-
TOTAL	-	-


(S. K. Behera)
 Accountant
 D.T.N.B.W.E.& D., Nagpur


(R. V. Banubakode)
 Accounts Officer I/c
 D.T.N.B.W.E.& D., Nagpur


(C. S. Rao)
 Financial Advisor
 D.T.N.B.W.E.& ,Nagpur


(Harsh Varadya)
 Director General
 D.T.N.B.W.E.& D., Nagpur

SCHEDULE-24 : SIGNIFICANT ACCOUNTING POLICIES

1 ACCOUNTING CONVENTION

The financial statements are prepared on the basis of historical cost convention, unless otherwise stated and on the accrual method of accounting. The financial statements has been prepared from the statements of receipts and expenditure received from various Regional Directorates, IWE Mumbai and clubbing them with that of Head Office at Nagpur. No double entry system of accounting is being done in the Regional Directorates, IWE Mumbai and therefore no separate financial statement are prepared there.

2 FIXED ASSETS

Fixed Assets are stated at cost of acquisition inclusive of inward freight, duties and taxes and incidental and direct expenses related to acquisition.

3 DEPRECIATION

Depreciation is provided on written down value method as per rates specified in the Income-tax Act, 1961.


4 INVESTMENTS

Investments are valued at historical cost.


5 GRANTS

Accounting standard 12 of Institute of Chartered Accountants of India was followed for the Govt. Grants.


(S. K. Behera)
Accountant
D.T.N.B.W.E. & D., Nagpur


(R. V. Banubakode)
Accounts Officer I/c
D.T.N.B.W.E. & D., Nagpur


(C. S. Rao)
Financial Advisor
D.T.N.B.W.E. & D., Nagpur


(Harsh Vaidya)
Director General
D.T.N.B.W.E. & D., Nagpur

DATTOPANT THENGADI NATIONAL BOARD FOR WORKERS EDUCATION & DEVELOPMENT, NAGPUR
SCHEDULES FORMING PART OF ACCOUNTS FOR THE PERIOD ENDED 2018-19

SCHEDULE-25 : SIGNIFICANT ACCOUNTING POLICIES

1 CONTINGENT LIABILITIES - NIL

2 CURRENT ASSETS, LOANS AND ADVANCES

(I) In the opinion of the Management, the current assets, loans and advances have a value on realization in the ordinary course of business, equal at least to the aggregate amount shown in the Balance Sheet.

(II) Current Assets of the Board Includes Rs. 3,44,22,287/- Deposit made with the Hon'ble District Court, Nagpur during 2014-15 in connection with Arbitration reference No. B3/39 of 2012 by M/S Online Computers against CBWE (MSME Act, 2006)

3 TAXATION

In view of there being no taxable income under Income-tax Act 1961, no provision for Income tax has been considered necessary.

4 Corresponding figures for the previous year have been regrouped/rearranged, wherever necessary.

5 Schedules 1 to 25 are annexed to and form an integral part of the Balance Sheet as at 31.3.2019 and the Income and Expenditure Account for the year ended on that date.



(S.K. Behera)
 Accountant

D.T.N.B.W.E. & D., Nagpur


(R.V. Banubakode)

Accounts Officer I/c

D.T.N.B.W.E. & D., Nagpur


(C. S. Rao)

Financial Advisor

D.T.N.B.W.E. & ,Nagpur


(Harsh Vaidya)

Director General

D.T.N.B.W.E. & D., Nagpur

DATTOPANT THENGADI NATIONAL BOARD FOR WORKERS EDUCATION & DEVELOPMENT, NAGPUR
RECEIPTS AND PAYMENTS FOR THE PERIOD / YEAR ENDED 31/3/2019

(Amount in - Rs.)				
RECEIPTS	Current Year	Previous Year	PAYMENTS	Current Year
I. Opening Balances			I. Expenses	
a) Cash in Hand	191,673.30	101,382.55	a) REVENUE Expenses (corresponding to Schedule 20)	752,917,559.73
b) Bank Balances			b) Expenses (corresponding to Schedule 21)	
i) In current accounts	129,526,072.65	83,471,538.55	c) ILO Expenditure [HIV PROJECT]	
ii) In Deposits accounts	237,492,745.00	212,612,078.00	d) UB-MGNREGA Programme	
iii) Savings accounts	965,706.47	872,299.97	e) Paid to Sundry Creditors (Retirement benefit)	21,083,448.00
iv) Amount in transit	1,910,231.84	51,634,778.82	f) Paid to Sundry Creditors	
II. Grants Received			II. Payments made against funds for various projects	
a) From Govt. of India	745,800,000.00	733,700,000.00	(Name of the fund or project should be shown alongwith the particulars of payments made for each project)	
b) From State Govt.			III. Investments and deposits made	
c) From other sources (details) i.e. ONGC			a) Out of Earmarked/ Endowment funds	
			b) Out of Own Funds (Investment-Other)	
III Income on Investments from			IV Expenditure on Fixed Assets & Capital Work - In Progress	
a) Earmarked/Endow Funds	14,330,899.50	14,685,432.50	a) Purchase of Fixed Assets:	278,169.00
b) Own Funds (Other Investment)				
IV. Interest Received			b) Expenditure on Capital Work -in-Progress Deposit / Deposit with CPWD	284,112.00
a) On Bank deposits	7,541,723.00	6,999,441.00	V. Refund of surplus money/loans	
b) Loans, Advances etc	2,220,795.50	2,382,719.02	a) To the Government of India / Un-spent refunded	18,688,139.00
V. Other Income (Specify)	1,146,891.00	9,879.00	b) Excess of Income over Exp/ Misc Receipts Surrendered	24,921,531.48
Self Generation of Fund (SGF)			VI. Finance Charges (Interest)	
Donation			a. GPF Recoveries credited to GPF	61,446,629.00
CTP A/c			b. Deposit payment of GPF Advances	38,163,893.00
Miscellaneous Receipts	759,910.00	588,252.00	c. HBA advance disbursed	
Refund by C.P.W.D. / I.T.I. LTD.	48,609,742.00	44,882,750.00	d. Deposit Payment (HBA A/c)	244,380.00
VI. Amount Borrowed			e. HBA recoveries credited to HBA fund by Board	
VII. Any other receipts (Give details)			f. Undisbursed payments disbursed	816,418.00
1. Salary Deductions	759,910.00	588,252.00	g. Sundry creditors paid	
2. G.P.F. Subscription & Adv. Recovery	48,609,742.00	44,882,750.00	h. Deposit payment CTP A/c	
3. Amount Recd. For Disbursement	40,836,519.87	25,860,804.00	i. Amount received for disbursement paid	40,297,683.00
4. Deposit Receipts of GPF Adv. By Centre	38,163,893.00	24,421,718.00	j. Conveyance/ computer Advance disbursed	120,000.00
5. Undisbursed Payments Received	2,290,519.00	2,684,472.17	k. Deposit Payment(SGF A/c)	
6. Interest Credited by BANK - Grants A/c	1,267,608.00	1,169,673.00	m. Tier-I Recoveries to NFS Account	3,734,150.00
7. TDS refund received from Bank		3,289,200.00	n. TDS deducted by SEI HBA Account	
8. HBA Fund Account			o. TDS deducted by SEI Donation A/c	
a. HBA Recoveries credited to HBA A/c.			p. TDS deducted by SEI SGF A/c	
b. HBA Revolving Fund			r. CTP DD reg FEES returned	
c. To Interest from Bank/Loanee			VIII. Closing Balances	
9. Deposit Receipts of HBA Adv. By Centre	4,612,917.00	3,756,123.00	a) Cash in Hand	125,548.75
10. Amount Recovered towards CTF			b) Bank Balances	
[New Pension Scheme]			i) In current Accounts(Grants)	66,837,350.68
11. Amt. Recd. For Disbursement(GPF A/c)			ii) Savings Accounts	7,410,572.97
12. Amt. Recd. For Disbursement(UBI)			c) Deposits Accounts	252,920,501.00
13. GPF Payment recovered			d) Amt. in Transit	30,903,179.00
14. Amt. Recd. For Disbursement(CTP A/c)			Total :	1,277,667,847.13
	1,277,667,847.13	1,213,122,541.58		1,213,122,541.58


(S.K. Behera)
Accountant

(R.V. Banubakode)
Accounts Officer I/c
D.T.N.B.W.E. & D., Nagpur


(C. S. Rao)
Financial Advisor

(Harsh Vaidya)
Director General
D.T.N.B.W.E. & D., Nagpur

GPF RECEIPT & PAYMENT ACCOUNT

RECEIPT & PAYMENT ACCOUNT FOR THE YEAR 2018-19

D.T.N.B.W.E. & D., Nagpur

D.T.N.B.W.E.& D., Nagpur

Financial Advisor

D. T. N. B. W. E. & Nagpur

Director General

D.T.N.B.W.E.& D., Nagpur

DATTOPANT THENGADI NATIONAL BOARD FOR WORKERS EDUCATION & DEVELOPMENT, NAGPUR
GPF INCOME & EXPENDITURE ACCOUNT
FOR THE YEAR 2018-19

EXPENDITURE			INCOME		
Amount 2017-18	Particulars	Amount 2018-19	Amount 2017-18	Particulars	Amount 2018-19
1	2	3	4	5	6
Rs.		Rs.	Rs.		Rs.
21,160,116.00	To Interest Paid	23,869,550.00	19,369,916.00	By Interest Received	19,311,920.00
1,448,630.30	To TDS Deducted	-			
1,593.00	To Bank Commission	-	6,787,663.00	Add: Interest Accrued	9,108,764.00
			7,225,609.00	Less: Interest Accrued (Previous years)	6,787,663.00
	To Excess Income over Expenditure		3,678,369.30	By Excess Expenditure over Income	2,236,529.00
22,610,339.30	Total	23,869,550.00	22,610,339.30	Total	23,869,550.00


(S.K. Behera)
 Accountant


D.T.N.B.W.E. & D., Nagpur


(R.V. Banubakode)
 Accounts Officer I/c

D.T.N.B.W.E. & D., Nagpur


(C.S. Rao)
 Financial Advisor

D.T.N.B.W.E. & D., Nagpur


(Harsh Vaidya)
 Director General

D.T.N.B.W.E. & D., Nagpur

DATTOPTANT THENGADI NATIONAL BOARD FOR WORKERS EDUCATION & DEVELOPMENT, NAGPUR
GPF BALANCE SHEET
FOR THE YEAR 2018-2019

LIABILITIES				ASSETS			
Amount 2017-18	Particulars	Amount 2018-19	Amount 2018-19	Amount 2017-18	Particulars	Amount 2018-19	Amount 2018-19
1	2	3	4	5	6	7	8
Rs.		Rs.		Rs.		Rs.	Rs.
5,375,098.01	Excess of Income over upto last year	2039410.71		8,576,312.52	BANK BALANCE		3,000,385.52
342,682.00	Add: previous year adjustment	1448630.30		135,200.00	Amt in Transit		177,710.00
3,678,369.30	less : for current year years	2236529.00	1,251,512.01	287,045,577.70	Investments AS PER ANNEXURE-IV		326,677,467.10
2,039,410.71					TDS Receivable 2017-18	1,448,630.30	
266,486,467.00	GPF Subscription Fund	305659792.00			Add : for current year	1,460,015.60	2,908,645.90
44,954,750.00	Add : Subscription	48681742.00		6,787,663.00	interest Accrued		9,108,764.00
-	yet to be received from board						
26,598,859.00	Less : Withdrawal	45421386.00					
21,160,116.00	Add: Interest Paid	23869550.00					
342,682.00	Previous year adjustment	0.00	332,789,698.00				
305,659,792.00							
-							
-							
0.51	To be transferred to SGF A/c		0.51	8,834,960.00	Amount to be Received from Board	5,154,450.00	
-	To be transferred to Board's A/c	7831762.00	7,831,762.00	3,680,510.00	Less: during the year	12,986,212.00	
-				5,154,450.00	Add: Received during the year	(7,831,762.00)	
-	Board's Contribution to CPF						
-	Add: received from Board						
-							
307,699,203.22	Total		341,872,972.52	307,699,203.22	Total		341,872,972.52

(S. K. Behera)
 Accountant
 D.T.N.B.W.E. & D., Nagpur

(R.V. Banubakode)
 Accounts Officer I/c
 D.T.N.B.W.E. & D., Nagpur

(C. S. Rao)
 Financial Advisor
 D.T.N.B.W.E. & D., Nagpur

(Harsh Vaidya)
 Director General
 D.T.N.B.W.E. & D., Nagpur

DATAPANT THENGADI NATIONAL BOARD FOR WORKERS EDUCATION & DEVELOPMENT, NAGPUR
STATEMENT SHOWING DETAILS OF BANK BALANCE
IN SAVINGS ACCOUNT AND DEPOSIT ACCOUNT

(Amount in Rs.)

Sr. No.	Details	As on 31.3.2019	As on 31.3.2019	As on 31.3.2018	As on 31.3.2018
		Saving Bank Account	Deposit Account	Saving Bank Account	Deposit Account
1	Donation	1655.88	2198280.00	1599.88	2069261.00
2	HBA Fund	70720.38	19424404.00	68488.38	18153015.00
3	SGF	5075468.71	136760618.00	313575.71	134117058.00
4	C.T.P. A/c	2262728.00	91058685.00	582042.50	79864211.00
5	TDS Refund	-	3,478,514.00	-	3289200.00
	Total	7410572.97	252920501.00	965706.47	237492745.00


(S.K. Behera)
Accountant

D.T.N.B.W.E. & D., Nagpur


(R.V. Banubakode)
Accounts Officer I/c

D.T.N.B.W.E. & D., Nagpur


(C. S. Rao)
Financial Advisor

D.T.N.B.W.E. & ,Nagpur


(Harsh Vaidya)
Director General

D.T.N.B.W.E. & D., Nagpur

DATTOPAN; THENGADI NATIONAL BOARD FOR WORKERS EDUCATION & DEVELOPMENT, NAGPUR

DETAILS OF HBA DEPOSITS WITH NATIONALIZED BANK AS ON 31/03/2019

(Amount- in Rupees)									
Sr.No.	Particulate rs of Investme	Name of Bank	A/C No.	Period	Rate of Intr.	Amt.Deposited	Date of Dep.	Date of Matu	Interest accrued
1	HBA	SBI	35749771382	one yr	6.40%	3405128.00	5.5.2018	5.5.2019	42345.00
2	HBA	SBI	35751766061	one yr	6.40%	9483188.00	6.5.2018	6.5.2019	119569.00
3	HBA	SBI	31684092595	555days	6.70%	4315820.00	28.10.2018	5.5.2020	175908.00
4	HBA	SBI	35490011740	one yr	6.80%	2220268.00	6.1.2019	6.1.2020	106762.00
Total						19424404.00			444584.00


(S. K. Behera)
Accountant

D.T.N.B.W.E.& D., Nagpur


(R.V. Banubakode)
Accounts Officer I/c

D.T.N.B.W.E.& D., Nagpur


(C. S. Rao)
Financial Advisor

D.T.N.B.W.E.& ,Nagpur


(Harsh Vaidya)
Director General


D.T.N.B.W.E.& D., Nagpur

DATTOPANT THENGADI NATIONAL BOARD. FOR WORKERS EDUCATION & DEVELOPMENT, NAGPUR
DETAILS OF DONATION ACCOUNT DEPOSITS WITH NATIONALIZED BANK AS ON 31/03/2019

(Amount- in Rupees)										
Sr.No.	Particulars of Investment	Name of Bank	A/C No.	Period	Rate of Intrr.	Amt. Deposited	Date of Dep.	Date of Matur	Maturity Value	Accrued interest
1	Donation	SBI	30155784880	1 year 1 day	6.40%	152700.00	10.4.2018	11.4.2019	162738	1237.00
2	Donation	SBI	37850857076		6.70%	2045580.00	2.8.2018	2.8.2019	2186116	9219.00
						2198280.00				10456.00
		Total								


 (S.K. Behera)
 Accountant
 D.T.N.B.W.E. & D., Nagpur


 (R.V. Banubakode)
 Accounts Officer I/c
 D.T.N.B.W.E. & D., Nagpur


 (C. S. Rao)
 Financial Advisor
 D.T.N.B.W.E. & , Nagpur


 (Harsh Vaidya)
 Director General
 D.T.N.B.W.E. & D., Nagpur

DATTOPANT THENGADI NATIONAL BOARD FOR WORKERS EDUCATION & DEVELOPMENT, NAGPUR

DETAILS OF SGF ACCOUNT DEPOSITS WITH NATIONALIZED BANK AS ON 31/03/2019

(Amount- in Rupees)

Sr. No.	Particulars of Investment	Name of Bank	A/C No.	Period	Rate of Infr.	Amt. Deposited	Date of Dep.	Date of Matur.	Maturity Value	Accrued interest
1	SGF	SBI	35743290149	one year	6.40%	5561712.00	2.5.2018	2.5.2019	5926296.00	66277.00
2	SGF	SBI	35743289098	one year	6.40%	5675214.00	2.5.2018	2.5.2019	6047238.00	67630.00
3	SGF	SBI	35745606061	one year	6.40%	5675215.00	3.5.2018	3.5.2019	6047239.00	68611.00
4	SGF	SBI	35745604586	one year	6.40%	5561711.00	3.5.2018	3.5.2019	5926295.00	67239.00
5	SGF	SBI	35747156585	one year	6.40%	3654647.00	4.5.2018	4.5.2019	3894218.00	44816.00
6	SGF	SBI	34053240121	one year	6.70%	4235685.00	13.8.2018	13.8.2019	4526686.00	121480.00
7	SGF	SBI	33207734557	one year	6.70%	1992526.00	13.8.2018	13.8.2019	2129417.00	57145.00
8	SGF	SBI	35197907570	one year	6.70%	1002885.00	1.9.2018	1.9.2019	1071785.00	31585.00
9	SGF	SBI	35197905062	one year	6.70%	1002885.00	1.9.2018	1.9.2019	1071785.00	31585.00
10	SGF	SBI	35197905890	one year	6.70%	1002885.00	1.9.2018	1.9.2019	1071785.00	31585.00
11	SGF	SBI	35197803961	one year	6.70%	1002885.00	1.9.2018	1.9.2019	1071785.00	31585.00
12	SGF	SBI	36094119421	one year	6.70%	3215941.00	8.9.2018	8.9.2019	3436883.00	104886.00
13	SGF	SBI	37933803255	one year	6.70%	4900000.00	10.9.2018	10.9.2019	5236641.00	18582.00
14	SGF	SBI	37933811165	one year	6.70%	4900000.00	10.9.2018	10.9.2019	5236641.00	18582.00
15	SGF	SBI	37936137359	one year	6.70%	4900000.00	11.9.2018	11.9.2019	5236641.00	18490.00
16	SGF	SBI	37936135884	one year	6.70%	4900000.00	11.9.2018	11.9.2019	5236641.00	18490.00
17	SGF	SBI	37938935425	one year	6.70%	4900000.00	12.9.2018	12.9.2019	5236641.00	18397.00
18	SGF	SBI	37938937284	one year	6.70%	4900000.00	12.9.2018	12.9.2019	5236641.00	18397.00
19	SGF	SBI	37944123460	one year	6.70%	4900000.00	14.9.2018	14.9.2019	5236641.00	18213.00
20	SGF	SBI	37944122853	one year	6.70%	4900000.00	14.9.2018	14.9.2019	5236641.00	18213.00
21	SGF	SBI	34434706816	one year	6.70%	4303407.00	15.11.2018	15.11.2019	4599061.00	174734.00
22	SGF	SBI	33498509345	one year	6.70%	9445717.00	15.11.2018	15.11.2019	10094659.00	383531.00
23	SGF	SBI	35410594066	one year	6.80%	6000937.00	14.12.2018	14.12.2019	6419525.00	268670.00
24	SGF	SBI	35410594282	one year	6.80%	5880918.00	14.12.2018	14.12.2019	6291134.00	263296.00
25	SGF	SBI	35408087094	one year	6.80%	6000937.00	14.12.2018	14.12.2019	6419525.00	268670.00
26	SGF	SBI	35408096756	one year	6.80%	5880918.00	14.12.2018	14.12.2019	6291134.00	263296.00
27	SGF	SBI	32084678287	one year	6.80%	8127624.00	14.12.2018	14.12.2019	8694556.00	363884.00
28	SGF	SBI	35412957940	one year	6.80%	309580.00	15.12.2018	15.12.2019	331174.00	13906.00
29	SGF	SBI	35412956924	one year	6.80%	309580.00	15.12.2018	15.12.2019	331174.00	13906.00
30	SGF	SBI	31669981389	555 days	6.70%	4526566.00	18.10.2018	25.4.2020	5007392.00	177184.00
31	SGF	SBI	34740902209	one year	6.80%	7190243.00	26.2.2019	26.2.2020	7691789.00	398890.00
			Total			136760618.00				3461755.00

(S.K. Behera)

Accountant

D.T.N.B.W.E. & D., Nagpur

(R.V. Banubakode)

Accounts Officer I/c

D.T.N.B.W.E. & D., Nagpur

(C.S. Rao)

Financial Advisor

D.T.N.B.W.E. & Nagpur

(Harsh Vaidya)


Director General


D.T.N.B.W.E. & D., Nagpur


DATTO PANT THENGADI NATIONAL BOARD FOR WORKERS EDUCATION & DEVELOPMENT, NAGPUR
DETAILS OF GPF INVESTMENT AS ON 31-3-2019

(Amount- in Rupees)

Sr. No.	Description	Amount Invested
1	2	3
1	Special Deposit with SBI Main Branch, Nagpur	39,349,925.00
2	Fixed Deposit with Nationalised Bank	287,327,542.10
	Grand Total	326,677,467.10


 (S. K. Behera)
 Accountant
 D.T.N.B.W.E. & D., Nagpur


 (R. V. Banubakode)
 Accounts Officer I/c
 D.T.N.B.W.E. & D., Nagpur



 (C. S. Rao)
 Financial Advisor
 D.T.N.B.W.E. & ,Nagpur



 (Harsh Vaidya)
 Director General
 D.T.N.B.W.E. & D., Nagpur

DATTOPANT THENGADI NATIONAL BOARD FOR WORKERS EDUCATION & DEVELOPMENT, NAGPUR
SPECIAL DEPOSIT WITH STATE BANK OF INDIA
MAIN BRANCH, NAGPUR AS ON 31/03/2019


(Amount- in Rupees)

Sr. No.	Description	Account No.	Amount Invested
1	2	3	4
1	Special Deposit	SDS - 6	39349925.00


 (S.K. Behera)
 Accountant
 D.T.N.B.W.E. & D., Nagpur


 (R.V. Banubakode)
 Accounts Officer I/c
 D.T.N.B.W.E. & D., Nagpur


 (C. S. Rao)
 Financial Advisor
 D.T.N.B.W.E. & ,Nagpur


 (Harsh Vaidya)
 Director General
 D.T.N.B.W.E. & D., Nagpur

DATTOPANT THENGADI NATIONAL BOARD FOR WORKERS EDUCATION & DEVELOPMENT, NAGPUR
DETAILS OF GPF DEPOSITS WITH NATIONALIZED BANK AS ON 31/03/2019

(Amount- in Rupees)

Sr.No.	Particulars of Investment	Name of Bank	A/C No.	Period	Rate of Innt.	Amt. Deposited	Date of Dep.	Date of Matu	Maturity Value	Accrued Interest
1	GPF	IDBI	0002-10341060000	one year	6.70%	7159062.10	6.5.2018	6.5.2019	7654669.00	488949.00
2	GPF	SBI	35032720579	one year	6.70%	6706033.00	27.6.2018	27.6.2019	7163229.00	142896.00
3	GPF	SBI	35032718628	one year	6.70%	6706033.00	27.6.2018	27.6.2019	7163229.00	142896.00
4	GPF	SBI	32456975368	one year	6.70%	3333905.00	31.7.2018	31.7.2019	3348490.00	88253.00
5	GPF	SBI	37844872264	one year	6.70%	4900000.00	31.7.2018	31.7.2019	5236641.00	22273.00
6	GPF	SBI	37844871599	one year	6.70%	4900000.00	31.7.2018	31.7.2019	5236641.00	22273.00
7	GPF	SBI	37847575495	one year	6.70%	4900000.00	1.8.2018	1.8.2019	5236641.00	22178.00
8	GPF	SBI	37847574093	one year	6.70%	4900000.00	1.8.2018	1.8.2019	5236641.00	22178.00
9	GPF	SBI	35980280253	one year	6.70%	5553506.00	1.8.2018	1.8.2019	5935044.00	37447.00
10	GPF	SBI	35121878365	one year	6.70%	149366.00	1.8.2018	1.8.2019	159628.00	3989.00
11	GPF	SBI	37930109610	one year	6.70%	4900000.00	7.9.2018	7.9.2019	5236641.00	18859.00
12	GPF	SBI	37930108935	one year	6.70%	4900000.00	7.9.2019	7.9.2019	5236641.00	18859.00
13	GPF	SBI	34174367627	one year	6.70%	9446734.00	9.9.2018	9.9.2019	10095746.00	309609.00
14	GPF	SBI	37933812136	one year	6.70%	1100000.00	10.9.2018	10.9.2019	1175572.00	4172.00
15	GPF	SBI	34303159385	one year	6.70%	5212558.00	13.10.2018	13.10.2019	5570672.00	193181.00
16	GPF	SBI	34303154343	one year	6.70%	5212558.00	13.10.2018	19.10.2019	5570672.00	193181.00
17	GPF	UBI	479003030092409	one year	6.75%	8008253.00	19.10.2018	19.10.2019	8562649.00	521176.00
18	GPF	UBI	479003030092410	one year	6.75%	8008254.00	19.10.2018	19.10.2019	8562649.00	521176.00
19	GPF	UBI	479003030088198	one year	6.75%	8291398.00	19.10.2018	19.10.2019	8865394.00	539602.00
20	GPF	SBI	38025103916	one year	6.70%	3500000.00	22.10.2018	22.10.2019	3740458.00	10433.00
21	GPF	SBI	34406052593	one year	6.70%	5431766.00	11.11.2018	11.11.2019	5804941.00	217291.00
22	GPF	SBI	34406016269	one year	6.70%	6496087.00	11.11.2018	11.11.2019	6942383.00	259868.00
23	GPF	SBI	38106494147	one year	6.80%	4500000.00	4.12.2018	4.12.2019	4813892.00	10018.00
24	GPF	SBI	31693038150	one year	6.70%	8230006.00	3.11.2018	11.5.2020	9105893.00	343521.00
25	GPF	SBI	35399979647	one year	6.80%	6000887.00	9.12.2018	9.12.2019	6419471.00	264322.00
26	GPF	SBI	35399981001	one year	6.80%	5880869.00	9.12.2018	9.12.2019	6291082.00	259036.00
27	GPF	SBI	35412932696	one year	6.80%	936123.00	10.12.2018	10.12.2019	1001421.00	41370.00
28	GPF	SBI	35401177532	one year	6.80%	6000925.00	13.12.2018	13.12.2019	6419512.00	267800.00
29	GPF	SBI	35401177893	one year	6.80%	5880907.00	13.12.2018	13.12.2019	6419122.00	262444.00
30	GPF	SBI	35412933316	one year	6.80%	936208.00	14.12.2018	14.12.2019	1001512.00	41916.00
31	GPF	SBI	34506666485	one year	6.80%	3206310.00	14.12.2018	14.12.2019	3429962.00	143551.00
32	GPF	SBI	35405683964	one year	6.80%	6000937.00	14.12.2018	14.12.2019	6419525.00	268670.00
33	GPF	SBI	35405684991	one year	6.80%	5880918.00	14.12.2018	14.12.2019	6291134.00	263296.00
34	GPF	SBI	35412934229	one year	6.80%	936231.00	15.12.2018	15.12.2019	1001537.00	42052.00
35	GPF	SBI	32718970013	one year	6.80%	7565093.00	19.12.2018	19.12.2019	8092786.00	344176.00
Total C/f----->						181670927.10				6352911.00

Contd..next page

DATTOPANT THENGADI NATIONAL BOARD FOR WORKERS EDUCATION & DEVELOPMENT, NAGPUR

DETAILS OF GPF DEPOSITS WITH NATIONALIZED BANK AS ON 31/03/2019

(Amount- in Rupees)

Sr.No.	Particulars of Investment	Name of Bank	A/C No.	Period	Rate of Inthr.	Amt.Deposited	Date of Dep.	Date of Matu	Maturity Value	Accrued interest
Total B/f----->						181,670,927.10				6,352,911.00
36	GPF	SBI	36331360154	one yr	6.80%	5511806.00	20.12.2018	20.12.2019	5896275.00	34709.00
37	GPF	SBI	36331339814	one yr	6.80%	5624293.00	20.12.2018	20.12.2019	6016608.00	35417.00
38	GPF	SBI	36335506317	one yr	6.80%	5624298.00	21.12.2018	21.12.2019	6436295.00	35403.00
39	GPF	SBI	36335489233	one yr	6.80%	5511812.00	21.12.2018	21.12.2019	6307569.00	34695.00
40	GPF	SBI	35439359734	one yr	6.80%	6001103.00	28.12.2018	28.12.2019	6419702.00	280842.00
41	GPF	SBI	35439360422	one yr	6.80%	5881081.00	28.12.2018	28.12.2019	6291308.00	275226.00
42	GPF	SBI	35442537566	one yr	6.80%	936564.00	29.12.2018	29.12.2019	996486.00	43965.00
43	GPF	SBI	35431254117	one yr	6.80%	6001103.00	28.12.2018	28.12.2019	6419702.00	280842.00
44	GPF	SBI	35431255031	one yr	6.80%	5881081.00	28.12.2018	28.12.2019	6291308.00	275226.00
45	GPF	SBI	35442539290	one yr	6.25%	936564.00	29.12.2018	29.12.2019	996486.00	43965.00
46	GPF	SBI	35426667915	one yr	6.80%	6001103.00	28.12.2018	28.12.2019	6419702.00	280842.00
47	GPF	SBI	35426668635	one yr	6.80%	5881081.00	28.12.2018	28.12.2019	6291308.00	275226.00
48	GPF	SBI	35442538854	one yr	6.25%	936564.00	29.12.2018	29.12.2019	9964486.00	43965.00
49	GPF	SBI	35424672983	one yr	6.80%	6001103.00	28.12.2018	28.12.2019	6419702.00	280842.00
50	GPF	SBI	35424673908	one yr	6.80%	5881081.00	28.12.2018	28.12.2019	6291308.00	275226.00
51	GPF	SBI	35442538297	one yr	6.25%	231960.00	29.12.2018	29.12.2019	246801.00	10889.00
52	GPF	SBI	34552534703	one yr	6.80%	2462799.00	28.12.2018	28.12.2019	2634588.00	115256.00
53	GPF	SBI	38195920807	one yr	6.80%	6030270.00	18.1.2019	18.1.2020	6450904.00	8316.00
54	GPF	SBI	38216166879	one yr	6.80%	5154450.00	28.1.2019	28.1.2020	5513992.00	6134.00
55	GPF	SBI	37615580230	one yr	6.80%	3281613.00	27.3.2019	27.3.2020	3510518.00	20347.00
56	GPF	SBI	37614735323	one yr	6.80%	5294963.00	26.3.2019	26.3.2020	5664306.00	32840.00
57	GPF	SBI	37614735753	one yr	6.80%	6353954.00	26.3.2019	26.3.2020	6797166.00	39408.00
58	GPF	SBI	37614716923	one yr	6.80%	4235969.00	26.3.2019	26.3.2020	4531444.00	26272.00
TOTAL						287327542.10				9108764.00

(S.K. Behera)
Accountant
D.T.N.B.W.E.& D., Nagpur

(R.V. Banubakode)
Accounts Officer I/c
D.T.N.B.W.E.& D., Nagpur

(C. S. Rao)
Financial Advisor
D.T.N.B.W.E.& D., Nagpur

(Harsh Vaidya)
Director General
D.T.N.B.W.E.& D., Nagpur

DATTOPANT THENGADI NATIONAL BOARD FOR WORKERS EDUCATION & DEVELOPMENT, NAGPUR

DETAILS OF CTP ACCOUNT DEPOSITS WITH NATIONALIZED BANK AS ON 31/03/2019

(Amount- in Rupees)										
Sr.No.	Particulars of Investment	Name of Bank	A/C No.	Period	Rate of Intrr.	Amt. Deposited	Date of Deposit	Date of Maturity	Maturity Value	Interest Accrued
1	CTP	SBI	35746991323	one year	6.40%	6810258.00	4.5.2018	4.5.2019	7256687.00	83511.00
2	CTP	SBI	35749772126	one year	6.40%	7834032.00	5.5.2018	5.5.2019	8347572.00	97421.00
3	CTP	SBI	33049854690	one year	6.65%	7857108.00	10.6.2018	10.6.2019	8392780.00	145175.00
4	CTP	SBI	35970177372	one year	6.65%	5666819.00	24.7.2018	24.7.2019	6053165.00	144274.00
5	CTP	SBI	33989292878	one year	6.65%	3947677.00	24.7.2018	24.7.2019	4216817.00	100505.00
6	CTP	SBI	33983290676	one year	6.65%	679478.00	24.7.2018	24.7.2019	725803.00	17300.00
7	CTP	SBI	35973410490	one year	6.65%	5533485.00	25.7.2018	25.7.2019	5932104.00	142298.00
8	CTP	SBI	35115108213	one year	6.75%	3651940.00	31.7.2018	31.7.2019	3667916.00	96673.00
9	CTP	SBI	35121870739	one year	6.70%	1002454.00	1.8.2018	1.8.2019	1071325.00	26761.00
10	CTP	SBI	36138526677	one year	6.70%	4982608.00	29.9.2018	29.9.2019	5324924.00	179246.00
11	CTP	SBI	31669956953	one year	6.70%	7834495.00	18.10.2018	25.4.2020	8666700.00	306667.00
12	CTP	SBI	37288026437	one year	6.70%	3701290.00	8.11.2018	8.11.2019	3955577.00	146400.00
13	CTP	Vijaya Bank	506703311001779	one year	6.80%	5873802.00	10.1.2019	10.1.2020	6283522.00	376139.00
14	CTP	SBI	36548640588	one year	6.80%	3712165.00	16.2.2019	16.2.2020	3971102.00	200456.00
15	CTP	SBI	38327712199	one year	6.80%	6000000.00	15.3.2019	15.3.2020	6418522.00	1885.00
16	CTP	SBI	37614679015	one year	6.80%	3706473.00	26.3.2019	26.3.2020	3965013.00	22988.00
17	CTP	SBI	35664282843	one year	6.80%	4808004.00	30.3.2019	30.3.2020	5143380.00	296210.00
18	CTP	SBI	35664284432	one year	6.80%	5409005.00	30.3.2019	30.3.2020	5786303.00	333235.00
19	CTP	SBI	36729987876	one year	6.80%	2027592.00	31.3.2019	31.3.2020	2169024.00	125211.00
TOTAL						91058685.00				2842355.00

(S.K. Behera)
Accountant
D.T.N.B.W.E. & D., Nagpur

(R.V. Banubakode)
Accounts Officer I/c
D.T.N.B.W.E. & D., Nagpur

(C. S. Rao)
Financial Advisor
D.T.N.B.W.E. & D., Nagpur


(Harsh Vaidya)
Director General
D.T.N.B.W.E. & D., Nagpur


DATTOPANT THENGADI NATIONAL BOARD FOR WORKERS EDUCATION & DEVELOPMENT, NAGPUR


DETAILS OF TDS FEEDBACK DEPOSITS WITH NATIONALIZED BANK AS ON 31/03/2019


(Amount- in Rupees)

[illegible]


(S. K. Behera)
Accountant



(R.V. Banubakode)
Accounts Officer I/c
D.T.N.B.W.E. & D., Nagpur



(C. S. Rao)
Financial Advisor
D.T.N.B.W.E. & , Nagpur


(Harsh Vaidya)
Director General
D.T.N.B.W.E.& D., Nagpur


DATTOPANT THENGADI NATIONAL BOARD FOR WORKERS EDUCATION & DEVELOPMENT, NAGPUR
NEW PENSION SCHEME RECEIPT & PAYMENT ACCOUNT
FOR THE YEAR 2018-19

RECEIPT			PAYMENT		
Amount 2017-18	Particulars	Amount 2018-19	Amount 2017-18	Particulars	Amount 2018-19
1	2	3	4	5	6
Rs.		Rs.	Rs.		Rs.
	TO Opening Balance				
73230.15	Saving A/c	80946.15			
4132.00	To Remittance in Transit	4132.00			
7716.00	To Interest Received	6921.00	7468300.00	By Amount transferred NPS Trust ACCOUNT	9281084.00
3734150.00	To Employees Contribution of Tier-I	4634821.00			
3734150.00	To Board's Contribution of Tier-I	4634821.00	80946.15	By Closing Balance Saving A/c Deposit A/c	76425.15
			4132.00	By Remittance in Transit	4132.00
7553378.15	Total	9361641.15	7553378.15	Total	9361641.15


(S.K. Behera)
 Accountant
 D.T.N.B.W.E. & D., Nagpur


(R.V. Banubakode)
 Accounts Officer I/c
 D.T.N.B.W.E. & D., Nagpur


(C. S. Rao)
 Financial Advisor
 D.T.N.B.W.E. & D., Nagpur


(Harsh Vaidya)
 Director General
 D.T.N.B.W.E. & D., Nagpur

SIXTIETH ANNUAL REPORT 2018-19



DATTOPANT THENGADI
NATIONAL BOARD FOR WORKERS EDUCATION AND DEVELOPMENT
(An Autonomous Board Under Ministry of Labour & Employment, Government of India)
North Ambazari Road, Nagpur - 440 033.