

54th ANNUAL REPORT AND ACCOUNTS 2012-13



CENTRAL BOARD FOR WORKERS EDUCATION
Ministry of Labour and Employment, Govt. of India,
North Ambazari Road, Nagpur-440 033.

54th ANNUAL REPORT AND ACCOUNTS 2012-13



CENTRAL BOARD FOR WORKERS EDUCATION
Ministry of Labour and Employment, Govt. of India,
North Ambazari Road, Nagpur-440 033.

CENTRAL BOARD FOR WORKERS EDUCATION

(Registered under the Societies Registration Act. XXI of 1860 on 16th September, 1958)

Members of CBWE as on 31st March, 2013**CHAIRMAN**

Shri Ashok Singh

REPRESENTATIVES OF GOVERNMENT OF INDIA

Shri Anup Chandra Pandey, Joint Secretary, Ministry of Labour & Employment, Govt. of India.

Shri Pradeep Kumar Pujari, Additional Secretary & Financial Adviser (Labour) Ministry of Labour & Employment, Govt. of India.

Shri Jagmohan Singh Raju, Joint Secretary & Director General, National Literacy Mission, Ministry of Human Resource Development, Govt. of India.

REPRESENTATIVES OF STATE GOVERNMENTS

Shri. Anil X, Secretary to the Govt. of Kerala, Labour & Rehabilitation Department.

Shri Bhaskar Mushahary, Principal Secretary to the Govt. of Assam, Labour & Employment Department.

REPRESENTATIVES OF WORKERS' ORGANISATIONS

Shri K. Lakshma Reddy, Vice President, Bharatiya Mazdoor Sangh.

Shri Vasant Pimplapure, Finance Secretary, Bharatiya Mazdoor Sangh.

Shri R.Chandrasekheran, President, Indian National Trade Union Congress, Kerala.

Shri Krushna Chandra Patra, Hind Mazdoor Sabha.

Shri G. L. Dhar, Secretary, All India Trade Union Congress.

(ii)

REPRESENTATIVES OF EMPLOYERS' ORGANISATIONS

Shri Harendra Kumar, Vice President, Bharti Airtel, Confederation of Indian Industry.

Shri Shriram Agarwal, General Secretary, Laghu Udyog Bharati.

Dr. U.D. Choubey, Director General, Standing Conference of Public Enterprises.

Shri B. P. Pant, Secretary, All India Organisation of Employers.

Shri Babulal Todi, Ex-President, All India Manufacturers' Organisation.

Shri Somesh Dasgupta, President, Corporate Affairs.

REPRESENTATIVE OF EDUCATIONAL INSTITUTION

Shri Chalawadi Narayana Swamy, Spokesperson, Congress Party Bangalore .

REPRESENTATIVE OF UNIVERSITY GRANTS COMMISSION (UGC)

Dr. (Mrs.) Jayati Ghosh, Professor, Centre for Economics Studies and Planning School of Social Sciences, Jawaharlal Nehru University, Delhi.

EX-OFFICIO MEMBER SECRETARY

Shri P. K. Padhy, Principal Labour and Employment Advisor, MOL&E and Director, Central Board for Workers Education.

CENTRAL BOARD FOR WORKERS EDUCATION

Members of Governing Body as on 31st March, 2013.

PRESIDENT

Shri Ashok Singh, Chairman, Central Board for Workers Education.

VICE-PRESIDENTS

Shri Anup Chandra Pandey, Joint Secretary, Ministry of Labour & Employment, Govt. of India.

Shri K. Lakshma Reddy, Vice President, Bharatiya Mazdoor Sangh.

Shri Shriram Agarwal, General Secretary, Laghu Udyog Bharati.

MEMBERS

Shri Pradeep Kumar, Addl. Secretary & Financial Adviser, Ministry of Labour & Employment.

Shri. Anil X, IAS, Secretary to the Govt. of Kerala, Labour & Rehabilitation Department.

Shri Bhaskar Mushahary, IAS, Principal Secretary to the Govt. of Assam,
Labour & Employment Department.

Shri Vasant Pimplapure, Finance Secretary, Bharatiya Mazdoor Sangh.

Shri R. Chandrasekheran, President, Indian National Trade Union Congress, Kerala.

Shri. Krushna Chandra Patra, Hind Mazdoor Sabha.

Shri. Harendra Kumar, Vice-President, Bharti Airtel, Confederation of India Industry.

Dr. U.D. Choubey, Director General, Standing Conference of Public Enterprises.

EX-OFFICIO MEMBER SECRETARY

Shri. P. K. Padhy, Principal Labour & Employment Advisor, MOL & E and Director, CBWE

(iv)

CENTRAL BOARD FOR WORKERS EDUCATION

Members of Finance Committee as on 31st March, 2013.

CHAIRMAN

Shri Ashok Singh, Chairman, Central Board for Workers Education.

MEMBERS

Shri Anup Chandra Pandey, Joint Secretary, Ministry of Labour & Employment, Govt. of India.

Shri Pradeep Kumar Pujari, Additional Secretary & Financial Advisor,
Ministry of Labour & Employment, Govt. of India.

Shri R. Chandrasekheran, President, Indian National Trade Union Congress, Kerala.

Dr. U.D. Choubey, Director General, Standing Conference of Public Enterprises.

Shri. P. K. Padhy, Principal Labour & Employment Advisor, MOL & E and Director, CBWE.

CENTRAL BOARD FOR WORKERS EDUCATION

Members of Managing Committee for IIWE, Mumbai as on 31st March, 2013

CHAIRMAN

Shri Ashok Singh, Chairman, Central Board for Workers Education.

VICE- CHAIRMAN

Shri Anup Chandra Pandey, Joint Secretary, Ministry of Labour & Employment, Govt. of India.

Shri K. Lakshma Reddy, Vice President, Bharatiya Mazdoor Sangh.

MEMBERS

Shri Pradeep Kumar Pujari, Additional Secretary, and Financial Advisor,
Ministry of Labour & Employment, Govt. of India.

Shri Jagmohan Singh Raju, Joint Secretary & Director General, National Literacy Mission,
Ministry of Human Resource Development, Govt. of India.

Shri Vasant Pimlapure, Finance Secretary, Bharatiya Mazdoor Sangh.

Shri R. Chandrasekharan, President, Indian National Trade Union Congress, Kerala.

Shri. Krushna Chandra Patra, Hind Mazdoor Sabha.

Shri Harendra Kumar, Vice-President, Bharti Airtel Confederation of India Industry.

Shri Chalawadi Narayana Swamy, Spokesperson, Congress Party, Bangalore.

Prof. V.N. Rajasekharan Pillai, Chairman & Vice-Chancellor, IGNOU.

Dr. N.R. Shetty, President, Indian Society for Technical Education, Bangalore.

Shri. P. K. Padhy, Principal Labour & Employment Advisor, MOL & E and Director, CBWE

EX-OFFICIO MEMBER SECRETARY

Dy. Director (Trg.), Indian Institute of Workers Education.

OUR OBJECTIVES

- * To strengthen among all sections of the working class, including rural workers, a sense of Patriotism, National Integrity, Unity, Amity, Communal Harmony, Secularism and pride in being an Indian;
- * To equip all sections of workers, including rural workers and women workers, for their intelligent participation in social and economic development of the nation in accordance with its declared objectives;
- * To develop amongst the workers a greater understanding of the problems of their social and economic environment, their responsibilities towards family members, and their rights and obligations as citizens, as workers in industry and as members and officials of their Trade Union;
- * To develop capacity of workers in all aspects to meet the challenges of the country from time to time;
- * To develop strong, united and more responsible trade unions and to strengthen democratic processes and traditions in the trade union movement through more enlightened members and better trained officials;
- * To empower the workers as employees of the organization and to develop sense of belongingness as effective instruments of amicable industrial relations and maintaining industrial peace;
- * To meet the needs of workers to have access to ways of acquiring and continuous upgradation of knowledge and skills that they require to find and hold a job.

CONTENTS

Sr. No.	Particulars	Page No.
(1)	(2)	(3)
1	Introduction	1-4
2	The Board	5-7
3	Indian Institute of Workers Education	8-18
4	Programmes at Regional, Unit and Village Levels	19-25
5	Grants-in-Aid	26-27
6	Publications and Educational Material	28
7	Other Activities	29-31
8	Highlights of Selected Programmes of the Board	32-34
9	Impact at a Glance	35
10	Statistical Tables	37-57
11	Audit Certificate	61 -68
12	Replies to Separate Audit Report	69-72
13	Balance Sheet	73
14	Income and Expenditure Account	74
15	Schedule 1-25	75-94
16	Receipt and Payment Account	95-96
17	GPF Receipt and Payment Account	97
18	GPF Income and Expenditure Account	98
19	GPF Balance Sheet	99
20	Statement showing details of Bank Balance in Savings Accounts and Deposit Account	100
21	Details of HBA Deposits	101
22	Details of Donation Deposits	101
23	Details of SGF Deposits	102
24	Statement of GPF Investment (with Schedules)	102-104
25	New Pension Scheme Receipt & Payment Account	105
26	Details of CTP Accounts Deposits	106

CHAPTER-I

INTRODUCTION

During the Second Five - Year Plan it was felt by the Planners that democratic society like ours requires an active and intelligent participation of workers in the affairs of their trade unions and of the country for its speedy socio-economic development. A strong, free, responsible and democratic trade union movement would make significant contribution to the realization of better life for workers. Workers should be trained to play their role effectively for the attainment of socio-economic development of the country. It was envisaged that Workers Education could help in preparing the workers and their trade unions to play their role effectively in the task of nation building. It necessitated the Government of India in the year 1957 to secure an expert advice in formulating "Workers Education Scheme". As such the Government of India in collaboration with the Ford Foundation had appointed an International Team of Experts to suggest Workers Education Scheme. The Team of Experts had submitted its report in March 1957. The recommendations of the Team of Experts were endorsed by the Indian Labour Conference in its 15th session held in July, 1957. The Indian Labour Conference had recommended setting up of a semi-autonomous Board for administering the Workers Education Scheme. Consequent upon the recommendation, the Central Board for Workers Education was established on 16th September, 1958 and was registered under the Societies Registration Act XXI of 1860. The Board is tripartite in character.

Organisational Set-up

The Board has its headquarters at Nagpur. It operates through a network of 50 Regional Directorates and 9 Sub Regional Directorates located in various parts of the country. There are six Zonal Directorates at Delhi, Guwahati, Kolkata, Mumbai, Chennai and Bhopal to monitor and supervise the training activities of the Regional Directorates in their respective Zone.

The Board carries out its activities at three levels *viz.* National, Regional and Unit, and conducts various training programmes. The national level programmes are conducted by the Board's apex Training Institute called Indian Institute of Workers Education established in 1970 at Mumbai.

The primary aim of establishing the Indian Institute of Workers Education is to enable the Board to conduct national level training programmes for achieving its objectives, to develop stronger and more responsible trade unions, to promote the growth of democratic process in trade union administration, to equip labour to take its place in a democratic society, to inculcate in them 'Nation First' approach based on commonality of interests.

The Institute serves as an information centre and offers specialised training programmes for labour. It also serves as a clearing-house of information for Regional and Sub-Regional Directorates of the Board. It has a research wing for developing and perfecting methods and tools of teaching for workers. It also conducts in-house training programmes for the officials of the Board.

Board and Governing Body

The Board is headed by a part-time non-official Chairman, who is nominated by the Government of India. Presently Shri Ashok Singh is the Chairman of the Board. The Director of the Board is Administrative Head of the Board. Shri P. K. Padhy was the Director of the Board during the year.

The Board comprises representatives of Central Organizations of Workers, Central Organizations of Employers, Central and State Governments and Educational Bodies. The affairs of the Board are managed by Governing Body elected from amongst the members of the Board.

At the Regional Directorate level, Regional Advisory Committees have been set up to review the progress of the scheme, to recommend measures for proper implementation of the programmes and generally to guide the work of Regional Directorates. The Regional Advisory Committees are also tripartite in nature.

Coverage

The training programmes of the Board cater to the training needs of the workers of organized, unorganized, rural and informal sectors. Supervisory and managerial cadres are also covered through Joint Education Programmes. During the year 2012-13, 11186 programmes for organized, unorganized, rural and informal sectors were organized for 426547 workers. The figures include the programmes and workers trained by the trade unions under the Grants-in-Aid scheme of the Board.

Evaluations

Evaluations of the programmes of CBWE have also been done from time to time since inception of the Board. Further the Board assesses its programmes internally by way of getting feedback from the workers as well as employees' and employers' organizations and accordingly the required changes are planned and implemented.

The impact of the CBWE's training programmes in unorganized/rural sector was so encouraging that 838 Self Help Groups were formed during 2012-13 which helped in generation of self employment among the members of these Self Help Groups.

Thrust Areas

Looking to the vast magnitude of the workers of rural, unorganized and informal sectors, the Board's thrust was on educating Rural, Unorganized Workers in general and Tribal Labour, Child Labour and Women Workers in particular.

Special Component for North-East Region

The Central Board for Workers Education focuses special attention to the workers of North-East region for the development of the region. This region of the country is covered by the CBWE through its four Regional Directorates situated at Guwahati, Imphal, Tinsukia and Siliguri.

Besides regular training programmes, special programmes on topics such as HIV/AIDS, Human Rights, National Integrity and Communal Harmony etc. are also conducted for developing awareness among different categories of workers including tea garden workers.

A Zonal Directorate to monitor exclusively the workers education activities of the North-East Region has been established by the Board at Guwahati. A special package of Rs. 2.09 crore was also sanctioned by Govt. of India to CBWE during the year under report to undertake the activities in the North-East region.

During the year under report, the Board organized 596 programmes for 22563 workers from North-East region which includes 89 special programmes conducted for 2651 union activists.

Training of Women Workers

In tune with the Government of India's stress on empowering the women workers special efforts were made to have more participation of women workers in Board's various training programmes. During the year 2012-13, 322707 women participated in Board's various training programmes.

Performance in Terms of Training Activities

Performance of Board's activities during the year under report as against the previous year is as under:

Sr. No.	Name of Activity	2011-12		2012-13	
		No. of Progs.	No. of Participants	No. of Progs.	No. of Participants
(1)	(2)	(3)	(4)	(5)	(6)
	National Level				
1	Courses for Trade Unions	43	1175	45	1348
2	Refresher Courses for Regional Directors/ Education Officers	2	40	1	115
3	Conference for DDs/ZDs/RDs and RD I/c	1	44	-	-
4	Courses for Group C&D Employees of Board	2	115	2	46
5	Programmes on Workers Participation in Management	-	-	1	33
6	Activists from Jammu & Kashmir	1	24	1	23
7	Central Trade Unions of North-East Region	1	6	-	-

Table-*contd.*

(1)	(2)	(3)	(4)	(5)	(6)
	ORGANISED SECTOR				
	Regional Level				
8	Special Programmes for North-East Region (5 days)	20	600	13	390
9	Training of Trainers (45-days)	2	50	9	204
10	Personality Development Programmes (21 days)	16	346	38	889
11	Refresher Courses for Trainers (5-days)	2	85	5	91
12	Joint Education Programmes (3-days)	-	-	-	-
13	Need Based Seminars (2-days)	182	4457	338	8531
14	Self Generation of Funds Programmes (1/2/3-days)	329	6419	419	8412
15	Programmes on Workers Participation in Management (3-days)	12	333	13	376
16	Special Self Generation of Funds Programmes (2-days)	-	-	-	-
17	Joint Educational Programmes (1-day)	429	11179	536	13208
18	Special Programmes for VRS opted Employees (2-days)	1	25	-	-
19	State Level Programmes for N-E Region (3-days)	25	750	-	-
20	Special Programmes for SGF (5-days)	-	-	-	-
21	Awareness Programmes on HIV/AIDS (2-days)	-	-	-	-
22	Need Based Special Seminars (5-days)	-	-	-	-
	Unit Level				
23	Part Time/Full Time Unit Level Classes	95	2467	89	2318
24	Joint Education Programmes (2-days)	209	5151	232	6029
25	Functional Adult Literacy Classes (6-months)	4	85	17	366
26	Quality of Life Programmes (4-days)	4	148	8	314
27	Quality of Life Programmes (2-days)	37	1230	90	3200
28	Plant Level Programmes (1-Day)	125	3312	229	5991
	UNORGANISED SECTOR				
29	Empowerment Programmes for Unorganized/ Weaker Sections Workers (4-days)	286	11285	263	10321
30	Quality of Life Programmes (4-days)	72	2806	99	3864
31	Quality of Life Programmes (2-days)	181	7162	226	8764
32	Retraining Programmes (1-day)	147	8245	152	8772
33	State Level Programmes for Skill Development North-East Region (3-days)	-	-	39	1170
34	Personality Development Programmes (10-days)	7	210	9	269
35	Programmes for Stone Quarry Workers (2-days)	16	620	10	394
36	Programmes for Unorganized Sector Workers (2-days)	309	12235	344	13685
37	Programmes for Women Workers (2-days)	293	11887	183	7183

Table-contd.

(1)	(2)	(3)	(4)	(5)	(6)
38	Programmes for Parents of Child Labour/ Child Labour (2-days)	193	7484	239	9260
39	Programmes for SC/ST Workers (2-days)	1916	76091	5020	197360
40	Programmes on Labour Welfare and Development (2-days)	440	17184	441	17342
41	Programmes for Panchayati Raj Functiona- ries (2 days)	67	2285	77	2773
42	Programmes for Panchayati Raj for N-E Region (3 days)	12	359	26	767
43	Special Awareness programmes on Tea Garden in N-E Region (2-days)	38	1519	2	55
44	Training of Facilitators from Informal Sector (5-days)	-	-	-	-
45	Long Term Result Oriented Programme in Unorganized Sector	-	-	-	-
RURAL SECTOR					
46	Rural Awareness Camps (2-days)	1283	51907	902	35588
47	Empowerment Programmes for Rural Workers (4-days)	123	4819	123	4856
48	Retraining Programmes (1-day)	132	7248	124	6992
49	Rural Sector MGNREGA	2786	122662	772	43006
50	Grants-in-aid Programmes	70	2791	49	2242
TOTAL ..		9913	386833	11186	426547

CHAPTER – II

THE BOARD

The Board comprises representatives of Central Organizations of Workers & Employers, Central and State Governments, University Grants Commission and representative of Association working in the field of Workers Education.-

Shri Ashok Singh continued to be the Chairman of the Central Board for Workers Education. Shri P.K. Padhy, Principal Labour & Employment Advisor, MOL & E had taken over charge of Director, CBWE, on 13th August, 2012.

During the year under report, the following personalities were continued as Members of the Board.

CHAIRMAN

Shri Ashok Singh Chairman, Central Board for Workers Education

MEMBERS

Shri Anup Chandra Pandey	Joint Secretary, Ministry of Labour and Employment, Govt. of India
Shri Pradeep Kumar Pujari	Additional Secretary & Financial Adviser (Labour), Ministry of Labour & Employment, Govt. of India
Shri Jagmohan Singh Raju	Joint Secretary & Director General, National Literacy Mission, Ministry of Human Resource Development
Shri. Anil X, IAS	Secretary of the Govt. of Kerala, Labour & Rehabilitation Department
Shri Bhaskar Mushahary, IAS	Principal Secretary to the Govt. of Assam, Labour & Employment Department
Shri K. Lakshma Reddy	Vice President, Bharatiya Mazdoor Sangh
Shri Vasant Pimlapure	Finance Secretary, Bharatiya Mazdoor Sangh
Shri R. Chandrasekharan	President, Indian National Trade Union Congress, Kerala
Shri G. L. Dhar	Secretary, All India Trade Union Congress
Shri Krushna Chandra Patra	Hind Mazdoor Sabha
Shri Harendra Kumar	Vice President, Bharti Airtel, Confederation of Indian Industry
Shri Shriram Agarwal	General Secretary, Laghu Udyog Bharati
Shri B. P. Pant	Secretary, All India Organisation of Employers
Shri Babulal Todi	Ex-President, All India Manufacturers' Organisation
Shri. Somesh Dasgupta	President, Corporate Affairs
Dr. U. D. Choubey	Director General, Standing Conference of Public Enterprises
Shri Chalawadi Narayan Swamy	Spokesperson, Congress Party, Bangalore
Dr. (Mrs.) Jayati Ghosh	Professor, Centre for Economics Studies and Planning School of Social Sciences, Jawaharlal Nehru University, Delhi

CHANGE OF MEMBERSHIP :-

Shri. P. K. Padhy, Principal Labour & Employment Advisor, MOL & E had taken over charge of Director, CBWE in place of Dr. Arvind Kumar Drave, Director, CBWE, Shri Anil X, Secretary, Govt. of Kerala Labour & Rehabilitation Department was replaced by Dr. Nivedita P. Haran, Additional Chief Secretary, Govt. of Kerala Labour & Rehabilitation Department.

BOARD MEETING

The 68th Annual General Meeting of the Board was held at New Delhi on 15th March, 2013 under the Chairmanship of Shri Ashok Singh, Chairman, CBWE.

The Board approved the 53rd Annual Report and Audited Statements of Accounts for 2011-2012 of CBWE and Revised Estimates for the year 2012-2013 and the Budget Estimate for 2013-2014 of CBWE and Audit Note on the Accounts of CBWE for the year 2011-12.

MEETINGS OF THE GOVERNING BODY

Two meetings of Governing Body were held during the year 2012-13.

- 1 162nd Meeting at Delhi on 10th Sept, 2012.
- 2 163rd Meeting at Delhi on 15th March, 2013.

IMPORTANT DECISIONS

The Governing Body in its tale meetings approved the following proposals :

- Annual Accounts of CBWE for the year 2012-13.
- The proposal of downward revision of the fee structure of the Self Generation of Fund Programme was approved by the Governing Body.
- MOU signed by the Ministry and CBWE for the year 2012-13.
- Draft 53rd Annual Report for the year 2011-12.
- Revised Estimates for 2012-13 and Budget Estimates for the year 2013-14.
- The GB unanimously approved the proposal of conducting 1 day duration programme instead of 2 days under MGNREGA and to drop the District Level Training Programmes under MGNREGA.
- Proposal of revised expenditure pattern for Block Level Training Programmes for 50 participants instead of 100 in each programme under MGNREGA.
- Proposal of revised expenditure pattern for village level training programmes of MGNREGA for 50 participants instead of 40.
- The revised pattern of expenditure for conducting 2 days special programmes for rural and unorganised sectors for 50 participants in each programme was discussed and approved.
- The revised pattern of expenditure for the 4 days empowerment programmes for the workers belonging to the weaker section, unorganised and rural workers with 50 participants in each programme was discussed and approved.
- Revision of Expenditure pattern of Organised Sector Programmes.
- Considering the complexity of the issue, the GB accorded its approval to cancel all the recruitment exercise undertaken by the Board to fill up the 18 vacant posts for 22nd batch EOs in July 2005, 57 vacant posts for 23rd batch of EOs in November 2011 and 36 posts under a Special Recruitment Drive of SC/ST/OBC/PWD categories in Feb. 2012.
- The GB accorded its approval for the delegation of financial powers to the Director, CBWE at par with the HODs of Govt. Departments as per the schedule-V of Delegation of financial powers Rules 1978 as amended from time to time.

Regional Advisory Committees :

The Regional Advisory Committees for the Regional Directorates of CBWE constituted to help the Workers Education Scheme to forge ahead, continued to review and guide the functioning of the respective Regional Directorates.

During the year under report, the following persons were nominated as the Chairman of the Regional Advisory Committee (RACs) of the Regional Directorates Mentioned below:-

S. N. (1)	Name of the Chairman (2)	Period (3)	Name of Centre (4)
1	Shri M.Q. Qamar, Secretary, INTUC, West Bengal Branch, 78A, Tollyaunj Circular Road, 2 nd Floor, New Alipore, Kokata – 700 053 Mol. 9331217009	22.11.2012 to 21.11.2014	Barrackpore
2	Shri Dharanidhar Swain, Treasurer, INTUC, Orissa Branch and General Secretary, SBI Employee Union, RBO-I, ZO, Bhubneswar- 751009. M – 9437003810 Email dharnidhar.swain453@gmail.com	24.07.2012 to 23.07.2014	Bhubaneswar
3	Shri M. K. Preshow Shimray, MLA-455, Chingai (ST), Assembly Constituency Ukhrul, Manipur Branch, Qtr NO. 41, Babupara, Imphal – 795001. Ph.0385-2055499/09436032093 Email – mkpreshow@gmail.com	29.01.2013 to 28.01.2015	Imphal
4.	Shri Raghubir Singh Chib, 101 CDA Road, Jammu Cantt. (J & K).	24.07.2012 to 23.07.2014	Jammu

Meetings of Finance Sub Committee :

The 54th Meeting of Finance-Sub-Committee of the Board held on 10th September, 2012 at New Delhi to approve the Annual Accounts of the Board for 2011-12. The Annual Accounts for the Financial Year 2011-12 approved by the Finance Sub Committee.

The 55th Finance Sub Committee Meeting of the Board held on 15th March, 2013 at New Delhi, to ratify the Revised Estimate 2012-13 & Budget Estimate for 2013-14 proposed by the Board and to approve the Audited Annual Accounts of the Board for 2011-12.

The Revised Estimate for 2012-13 and Budget Estimate for 2013-14 finally approved by the Governing Body were as follows :-

(Rupees in crore)

Sr. No.	Head	BE 2012-13 sanctioned by Ministry	RE 2012-13 proposed by CBWE	BE 2013-14 proposed by CBWE
(1)	(2)	(3)	(4)	(5)
1	Non-Plan	29.67	47.61	49.62
2	Plan & MGNREGA	24.74	24.74	29.68

* Includes North-East Component

Finance and Accounts :

A grant of Rs.5156.25 Lakhs under Non-Plan and Rs.1562.00 Lakhs under Plan was received from the Ministry of Labour and Employment, Govt. of India, by the Board for the year 2012-13. This includes the grants for conducting the programmes on Workers Participation in Management and Training Programmes for the development of North-East Region.

CHAPTER-III

INDIAN INSTITUTE OF WORKERS EDUCATION

The Indian Institute of Workers Education (IIWE), Mumbai was established in the year 1970 by the Central Board for Workers Education (CBWE). The IIWE, being the apex training institute, organizes a variety of training programmes such as in-house training programmes for Board's Officials, specialized courses and seminars for the representatives of Central Trade Union Organizations/ Federations and their affiliated Associations working in the field.

The activities of the Institute are directed by the Managing Committee constituted for the purpose by the Governing Body of the Board. The present Managing Committee consists of the following Members:—

CHAIRMAN

Shri Ashok Singh, Chairman, Central Board for Workers Education.

VICE- CHAIRMEN

Shri Anup Chandra Pandey, Joint Secretary, Ministry of Labour & Employment, Govt. of India.

Shri K. Lakshama Reddy, Vice President, Bharatiya Mazdoor Sangh.

MEMBERS

Shri Pradeep Kumar Pujari, Additional Secretary, and Financial Advisor, Ministry of Labour & Employment, Govt. of India.

Shri Jagmohan Singh Raju, Joint Secretary & Director General, National Literacy Mission, Ministry of Human Resource Development.

Shri Vasant Pimlapure, Bharatiya Mazdoor Sangh.

Shri R. Chandrasekharan, President, Indian National Trade Union Congress, Kerala.

Shri. Krushna Chandra Patra, Hind Mazdoor Sabha.

Shri Harendra Kumar, Vice-President, Bharti Airtel Confederation of India Industry.

Shri Chalawadi Narayana Swamy, Spokesperson, Congress Party, Bangalore.

Prof. V.N. Rajasekharan Pillai, Chairman & Vice-Chancellor, IGNOU.

Dr. N.R. Shetty, President, Indian Society for Technical Education, Bangalore.

Shri P. K. Padhy, Principal Labour and Employment Advisor, MOL and E and Director, Central Board for Workers Education.

EX-OFFICIO MEMBER SECRETARY

Dy. Director (Trg.), Indian Institute of Workers Education, Mumbai.

Training Programmes

During the year 2012–13, the Institute conducted 50 training programmes for the officials of CBWE as well as activists of Central Trade Union Organizations, National Federations and Management representatives.

Duration, number of participants, classification of training programmes etc. are given in the following table :—

Sr. No.	Name of the Programme	Theme	Duration	Sex-wise Distribution		Total
				Male	Female	
(1)	(2)	(3)	(4)	(5)	(6)	(7)
1.	CBWE Officer	Good Governance for Administrative Efficiency	12.04.12 to 13.04.12	101	14	115
2.	HR / Sr. Executives		12.04.12	14	01	15
3.	Employees of NABARD	Absenteeism	19.04.12	17	03	20
4.	Employees of KEM Hospital	International Labour Day	01.05.12	34	14	48
5.	Agents of LIC Bhiwandi	Self Understanding	06.05.12	71	20	91
6.	Employees of YASHADA Pune	Communication Skill	10.05.12	19	09	28
7.	Employees of Radheya Machine Ltd., Pune	Employees Development	11.05.12	23	01	24
8.	Employees of Ambekar Institute of Labour Studies	Textile Policy of Govt. of Maharashtra – T.U. Response	18.05.12	30	-	30
9.	Activists of WRMS	Dynamics of Leadership	02.07.12 to 04.07.12	11	-	11
10.	NGOs of National & International Level	Foundation for sustainable Peace in Asian Countries	07.07.12	15	06	21
11.	Activists of BKSM	Contract Labour/ Outsourcing Challenges before the Workers under Organised Sector	09.07.12 to 13.07.12	27	05	32
12.	Activists of Castetribhe Rajya Parivahan Karma-chari Sanghatana (MSRTC)	Organizational Behaviour & Culture	13.07.12 to 14.07.12	18	03	21

Table—contd.

(1)	(2)	(3)	(4)	(5)	(6)	(7)
13.	Activists of NRMU	Challenges before Trade Union	16.07.12 to 18.07.12	18	02	20
14.	Employees of Radheya Machining Ltd.	Productivity	20.07.12	24	-	24
15.	Activists of National Organization of Bank Workers (BMS)	Customer Relationship in Present Scenario	23.07.12 to 25.07.12	16	-	16
16.	Activists of CRMS	Challenges before T.U.	26.07.12 to 27.07.12	20	03	23
17.	Employees of ONGC	Reservation Policy of GOI for SC-ST- Constitutional Safeguard	27.08.12	25	15	40
18.	Employees of ONGC	Role of I.T. in Trade Union	27.08.12	25	15	40
19.	Employees of ONGC	Reservation Policy of GOI for SC-ST- Constitutional Safeguard	28.08.12	28	12	40
20.	Employees of ONGC	Communication Skill	28.08.12	20	03	23
21.	Women Activists of Self Employed Women Association (SEWA)	Empowerment of Women	30.08.12 to 31.08.12	-	30	30
22.	Union Members of RCF Employees Union	Changing Economic Scenario & Role of Trade Union	03.09.12	45	-	45
23.	Union Members of RCF Employees Union	Role of I.T. in Trade Union	03.09.12	42	-	42
24.	Activists of Indian National Mine Workers Federation (INTUC)	Women Empowerment	06.09.12 to 07.09.12	-	25	25
25.	Activists of Indian National Mine Workers Federation (INTUC)	Role of T.U. for Economic Development	10.09.12 to 12.09.12	19	-	19

Table—contd.

(1)	(2)	(3)	(4)	(5)	(6)	(7)
26.	Employees of Mumbai Port Trust	Communication Skill	21.09.12	56	11	67
27.	Activists of Shree Gujarat Rajya Sahakari Mandli Karmachari Sangh (INTUC)	Organizational Behaviour to Organizational Development	03.10.12 to 05.10.12	27	-	27
28.	Union Members of Bharatiya Postal Employees Federation (BMS)	Leadership Development	17.10.12 to 19.10.12	24	02	26
29.	Employees of Labour Commissioner Department, Govt. of Maharashtra, Mumbai	Office Management & Labour Legislations	15.10.12 to 19.10.12	88	29	117
30.	Activists of Indian Confederation of Labour (ICL)	Organise the Unorganised Labour	29.10.12 to 02.11.12	18	04	22
31.	Activists of Indian National Defence Workers Federation (INTUC)	Workers Participation in Management	05.11.12 to 09.11.12	-	33	33
32.	Activists of HMS	Leadership Development	19.11.12 to 23.11.12	21	01	22
33.	Activists of Trade Union Coordination Centre (TUCC)	Social Security for Formal & Informal Workers	03.12.12 to 07.12.12	09	-	09
34.	Activists of Hind Mazdoor Sabha (HMS)	Challenges before Contract Workers	10.12.12 to 14.12.12	19	02	21
35.	Activists of Musician Federation of India (INTUC)	Organise the Unorganised	17.12.12 to 21.12.12	16	05	21
36.	Activists of BKSM	Leadership Development	02.01.13 to 04.01.13	43	-	43
37.	Activists of J & K	Dynamics of Leadership	07.01.13 to 11.01.13	23	-	23
38.	Activists of Satyashodhak Kamgar Sanghatana (CFTUI)	Leadership Development	17.01.13 to 18.01.13	52	02	54

Table—contd.

(1)	(2)	(3)	(4)	(5)	(6)	(7)	
39.	Activists of UTUC	Challenges before Trade Unions	28.01.13 to 01.02.13	25	-	25	
40.	Activists of HMS	Basic Trade Unionism	04.02.13 to 08.02.13	34	-	34	
41.	Activists of Indian National Mine Workers Federation (INTUC)	Leadership Development Programme for Contract Workers	11.02.13 to 15.02.13	11	-	11	
42.	Activists of different Trade Unions	Performance Appraisal Trg.	18.02.13 to 19.02.13	06	03	09	
43.	Activists of Beedi Workers (INTUC)	Social Security for Unorganised Workers	25.02.13 to 01.03.13	09	-	09	
44.	Activists of Satyashodhak Sanghatana (CFTUI)	Leadership Development	04.03.13 to 05.03.13	15	05	20	
45.	Activists of Satyashodhak Sanghatana (CFTUI)	Leadership Development	04.03.13 to 05.03.13	16	02	18	
46.	Group 'C' Employees of CBWE	Noting, Drafting & Pay Fixation	07.03.13 to 08.03.13	20	04	24	
47.	Group 'C' Employees of CBWE	Noting, Drafting & Pay Fixation	11.03.13 to 12.03.13	19	03	22	
48.	Activists of BMS	Women Empowerment	14.03.13 to 15.03.13	-	19	19	
49.	Activists of BMS	Women Empowerment	14.03.13 to 15.03.13	-	20	20	
50.	Activists of ICL	Role of T.U. Leader in Changing Scenario	18.03.13 to 22.03.13	22	04	26	
		Total ..		50 progs.	1235	330	1565

Themewise distribution :

During the year 2012-2013, total 50 programmes conducted by this institute on different themes as per the details given under.—

Sr. No.	Theme of Programmes	No. of Programmes	Genderwise Distribution		
			Male	Female	Total
(1)	(2)	(3)	(4)	(5)	(6)
1.	Good Governance for Administrative Efficiency	01	101	14	115
2.	Managerial Effectiveness with Workers Edn.	01	14	01	15
3.	Absenteeism	01	17	03	20
4.	International Labour Day	01	34	14	48
5.	Self Understanding	01	71	20	91
6.	Communication Skill	03	95	23	118
7.	Employees Development	01	23	01	24
8.	Textile Policy of Govt. of Maharashtra – T.U. Response	01	30	-	30
9.	Dynamic of Leadership	02	34	-	34
10.	Foundation for sustainable Peace in Asian Countries	01	15	06	21
11.	Contract Labour / Outsourcing Challenges before the Workers under Organised Sector	01	27	05	32
12.	Organizational Behaviour & Culture	01	18	03	21
13.	Challenges before Trade Union	03	63	05	68
14.	Productivity	01	24	-	24
15.	Customer Relationship in Present Scenario	01	16	-	16
16.	Reservation Policy of GOI for SC/ST – Constitutional Safeguard	02	53	27	80
17.	Role of I.T. in Trade Union	02	67	15	82
18.	Empowerment of Women	01	-	30	30
19.	Role of T.U. Leader in Changing Scenario	02	67	04	71
20.	Women Empowerment	03	-	64	64
21.	Role of T.U. for Economic Development	01	19	-	19
22.	Organizational Behaviour to Organizational Development	01	27	-	27
23.	Leadership Development	07	182	12	194
24.	Office Management & Labour Legislations	01	88	29	117
25.	Organise the Unorganised Labour	02	34	09	43
26.	Workers Participation in Management	01	-	33	33
27.	Social Security for Formal & Informal Workers	01	09	-	09
28.	Challenges before Contract Workers	01	19	02	21
29.	Basic Trade Unionism	01	34	-	34
30.	Performance Appraisal	01	06	03	09
31.	Social Security for Unorganised Workers	01	09	-	09
32.	Noting, Drafting & Pay Fixation	02	39	07	46
Total ..		50	1235	330	1565

Organisationwise Distribution :

The Institute always accommodates the needs and demands of the Unions and Learners. No wonder, there is heavy demand for programmes of IWE throughout the country. Most of the Central Trade Union Organizations nominated their activists for the training programmes.

The organizationwise distribution of the participants is as follows.—

Sr. No.	Name of Organisation	No. of Programme	Genderwise Distribution		
			Male (4)	Female (5)	Total (6)
(1)	(2)	(3)	(4)	(5)	(6)
1.	INTUC	07	82	63	145
2.	BMS	04	40	41	81
3.	H.M.S.	03	74	03	77
4.	B.K.S.M.	02	70	05	75
5.	CBWE Officers	01	101	14	115
6.	CBWE Staff	02	39	07	46
7.	United Trade Union Congress	01	25	-	25
8.	Activists of Jammu & Kashmir	01	23	-	23
9.	Rashtriya Chemicals & Fertilizers	02	87	-	87
10.	Indian Confederation of Labour	02	40	08	48
11.	Trade Union Co-ordination Committee	01	09	-	09
12.	Port Trust	01	56	11	67
13.	Confederation of Free Trade Union in India	03	83	09	92
14.	Hospital Industries	01	34	14	48
15.	Banking	01	17	03	20
16.	Insurance	01	71	20	91
17.	Govt. Institutions of Labour Studies	02	118	29	147
18.	Railway	03	49	05	54
19.	NGO	01	15	06	21
20.	MSRTC	01	18	03	21
21.	ONGC	04	98	45	143
22.	Self Employed Women Association (SEWA)	01	-	30	30
23.	Others	05	86	14	100
Total ..		50	1235	330	1565

Positionwise Distribution :

In the programmes not only members of the Central Trade Unions/Federations are participating but their Office Bearers and Executive Committee Members also showing their keen interest in the programmes. Similarly, Management Representatives also participated during the year under report.

The positionwise distribution of the participants is as below.—

Sr. No. (1)	Position (2)	Male (3)	Female (4)	Total (5)
1.	Chairman / Chairperson	29	06	35
2.	Vice Chairman	41	06	47
3.	President	36	08	44
4.	Vice President	41	11	52
5.	General Secretary	59	12	71
6.	Secretary	43	08	51
7.	Organizing Secretary	36	16	52
8.	Treasurer	44	07	51
9.	Joint Secretary	48	09	57
10.	Asstt. Secretary	24	12	36
11.	Exe. Comm. Members	37	13	50
12.	Members	446	116	562
13.	In house participants	140	21	161
14.	Office Bearers	52	24	76
15.	Delegate	12	04	16
16.	Adviser	09	02	11
17.	Dy. Secretary	15	04	19
18.	Working President	39	14	53
19.	Dist. Vice President	28	09	37
20.	Regional / State Secretary	34	15	49
21.	Additional Secretary	04	02	06
22.	Staff Secretary	02	01	03
23.	Zonal Secretary	05	03	08
24.	Asstt. Secretary	01	02	03
25.	Project Incharge	-	02	02
26.	Advisor	04	02	06
27.	Co-ordinator	02	01	03
28.	Peace Ambassador	01	-	01
29.	Field Officer	02	-	02
30.	Dy. Corporate Manager	01	-	01
	Total ..	1235	330	1565

Statewise Distribution of the Participants :

In the year 2012-2013 this institute conducted 50 training programmes. Programmes were conducted for the nominees of 23 States as shown below in table.—

Sr. No. (1)	Name of States / Union Territory (2)	Male (3)	Female (4)	Total (5)
1	Maharashtra	263	208	471
2	Gujrat	52	21	73
3	Goa	09	03	12
4	Madhaya Pradesh (M.P.)	35	16	51
5	Chattisgarh	28	12	40
6	Jammu & Kashmir	24	-	24
7	Himachal Pradesh	19	06	25
8	Rajasthan	54	14	68
9	Uttar Pradesh	42	11	53
10	Orissa	09	07	16
11	Tamilnadu	57	12	69
12	Kerala	24	08	32
13	Karnataka	45	11	56
14	Assam	04	-	04
15	Punjab	38	07	45
16	Delhi	42	24	66
17	Harayana	22	10	32
18	Andhra Pradesh	41	17	58
19	Manipur	02	-	02
20	Bihar	41	13	54
21	West Bengal	41	11	52
22	Jharkhand	43	12	55
23	Uttaranchal	34	12	46
Total ..		969	435	1404

Categorywise Distribution :

During the year 2012-2013, adequate care was taken to cover Scheduled Castes and Scheduled Tribes employees of the country in large number in various training programmes organized by the IIWE. The category-wise break-up is given in the following Table.—

Sr.No. (1)	Category (2)	Male (3)	Female (4)	Total (5)
1	SC	313	84	397
2	ST	93	24	117
3	Others	829	222	1051
	Total ..	1235	330	1565

NOTABLE FEATURES OF THE YEAR**Library publications.—**

1. IIWE's Library and Documentation Centre during the year brought out monthly publication 'FOCUS' to help labour field in knowledge enhancement. The publication provided latest information to working class particularly related to national and international events, labour legislation updates, labour cases and welfare schemes by GOI. All the 'Focus' issues were displayed on the official website of the Ministry of Labour and Employment, GOI, *www.labour.nic.in*.
2. A consolidated volume of 'FOCUS: COMPILATION OF VOL.2 (Issues 1-12)', was brought out to give at a glance scenario of labour field at National and International level. The volume was comprised of 42 labour news, 3 labour legislation updates, 50 labour cases, 7 labour welfare and social security schemes and 36 international events related to ILO and World Statistics in 4 areas.

Library provided Special Reference Service on (SDI) at all India level to 146 users on 245 topics of current importance.

Library and Documentation Centre :

IIWE Library and Documentation Centre during the year remained engaged in acquiring, processing, organising and disseminating specific and up-to-date information on labour matters to the users from all over India and 50 Regional Directorates of CBWE. It has widened its scope of activities through 'Focus' publication.

Statistical Outline of the IIWE Library :

Sr.No. (1)	Library Activity (2)	April, 2012- 2013 March, 2013 (3)
1	Number of library users	1795
2	Number of library books added during the year	513
3	Books issued and referred	7456
4	Selective Dissemination of Information (SDI) services to the users	146 (on 245 topics)
5	Visitors in Photo gallery	330
6	Total number of library books	15068
7	Assignment topics	88
8	Selective Dissemination of Information (SDI) services to the IIWE course participants	400
9	Reprocessing of Old Books	2200

Audio Visual Aids :

During the year 2012-13, extensive use of Audio Visual Aids was made in various training programmes. Tools such as Computer/Laptop/LCD, O.H.P., were utilized in 271 and 08 sessions respectively, while 24 Video CDs on relevant topics were shown in the various training programmes organized at the Institute.—

Sr.No. (1)	A.V. Aid (2)	No./Frequency (3)
1.	Computer / Laptop / LCD/ Lumens Visualizer	271
2.	O. H. P.	08
3.	Video CD Show	24

Thrust on Development of the North-East Region :

During the year 2012-2013, training programmes for North-East Regions are organized and conducted at respective Regional Directorates of North-East Regions.

Approximately 4 programmes were organized accordingly as per the directives from Head Office.

Impact of Training Programmes :

During the year 2012-13 Institute conducted 50 programmes and trained 1565 participants. Out of the 1565, 1235 were male and 330 were female. Institute conducted programmes on 32 different themes of current usage. All the theme-based programmes were highly appreciated by the participants.

Throughout the year 23 different organizations, such as all Central Trades Unions, CBWE Officials from different Regional Directorates, Jammu-Kashmir, Govt. Organizations, NGOs, *etc.* participated in the programmes.

Photo Gallery :

During the year 2012-13, 330 members from all over India visited Photogallery.

Faculty Support :

3 Training Officers and 1 Research Officer of IIWE co-ordinate and conducted the training programmes along with expert services from the respective fields *i.e.* Trade Union/ Management/ Govt. Organizations *etc.*

CHAPTER-IV

PROGRAMMES AT REGIONAL, UNIT AND VILLAGE LEVELS**TRAINING OF WORKERS IN ORGANISED SECTOR :**

The Central Board for Workers Education continued to organize the below mentioned training programmes for the workers in organized sector at Regional and Unit Levels through the 50 Regional and 9 Sub-Regional Directorates spread throughout the country.—

1.	Training of Trainers	45 days
2.	Refresher Courses for Trainers	One week
3.	Personality Development Programme	3 weeks
4.	Joint Education Programmes	One/Two/Three Days
5.	Need Based Seminar	Two Days
6.	Self-Generation of Funds Programme	One/Two/Three Days
7.	Programmes on Quality of Life for Workers and their Spouses	Two/Four Days
8.	Part-time Unit Level Classes (One hour per day)	45 Days
9.	Part-time Unit Level Classes (One hour per day)	One month
10.	Week-end Unit Level Classes	Three Months
11.	Full-time Unit Level Classes	Three Weeks
12.	Need Based Special Seminars	Five Days Part-Time
13.	Functional Adult Literacy Classes	6 months Part-Time
14.	Special Seminars for Trained Workers at Panel Level	One Day

As in the previous year, stress was continued to be on coverage of workers from new and uncovered industries. The reports received from the Regional Directorates revealed that more and more active workers and trade union officials evinced keen interest in Workers Education Programmes.

Training of Trainers :

The workers, who are selected and trained at the Regional Directorates as Trainers, are the front liners in conducting training activities at the enterprise level. Their potentiality, effectiveness, teaching skills, interest and motivation contribute to the quality of training.

During the year 2012-13, 204 Trainers were trained in the 9 full time one and half month courses. Out of them 166 were from Public Sector and 38 from the Private Sector.

Union-wise break-up of Trainers trained during the year is as follows.—

1.	INTUC	13
2.	AITUC	11
3.	BMS	20
4.	HMS	16
5.	CETU	17
6.	UTUC	12
7.	All India Federations	69
8.	Others	46

Total .. 204

Remarkable change in the quality of nominees sponsored by Trade Unions for the Training of Trainers courses has been noticed. The persons holding positions in the Trade Unions were nominated for the courses. Their classification is as follows.—

1.	Presidents	9
2.	Vice-Presidents	11
3.	Secretaries	29
4.	Treasurers	7
5.	Executive Members	32
6.	Representatives	51
7.	Others	65
		—
	Total ..	204
		—

Study Tours :

Study tour is conducted during the 1 ½ months Training of Trainers Course with a view to facilitate the Trainees to have first hand information of trade unions, industrial relations, productivity techniques, safety, work environment *etc.* at different places of the country.

The employers paid full TA/DA to the Trainer Trainees as per rules of their respective organizations for the 02 study tours conducted during the year under report.

Local Excursions :

As part of the training course local excursions are organized by Regional Directorates to the major Trade Union Offices, Industrial Establishments and Labour Departments to facilitate the Trainer/Trainees to know their working and hold discussions with concerned officials on matters of practical importance. During the year, 19 local excursions were organized for the Trainer/Trainees.

Refresher Courses for Trainers :

Trainers engaged in conducting unit level classes are given orientation by the Regional Directorates, to update their knowledge on subjects covered in the Unit Level Classes and also to develop their skills of imparting training to the workers effectively with reference to the latest trends of teaching methodology. During the year under report 05 Refresher Courses were organized in which 91 Trainers were given orientation.

Personality Development Programmes :

One of the popular training programmes of the Board appreciated by the Trade Unions is the Personality Development Programme of 21 days duration, as it has provided them to depute their active workers for equipping leadership, communication and negotiating skills. During the year 38 courses were organized for 889 participants.

Joint Education Programmes :

Short-term Joint Education Programmes of one/two/three days are organized by the Board to provide an opportunity to the representatives of Trade Unions and managements to discuss matters on Participative Management, Productivity, Industrial Health and Safety, Work Culture, Participation in Bi-partite Committees *etc.* on a common platform.

The feed-back received from the organizations where these programmes have been conducted revealed that the Joint Education Programmes have helped managements and trade unions too in a big way in developing mutual understanding, team spirit and group dynamics at work place. The demand for these courses has been constantly on increase.

During the year under report 768 Joint Education Programmes were conducted for 19237 representatives of managements and trade unions.

Need Based Seminars :

Subject Based or Need Based Seminars of two-days duration at regional level are conducted with a view to provide in-depth and updated knowledge on topics of importance to Trade Union Office bearers and other workers. During the year 8531 workers participated in 338 such programmes.

Programmes for Self-generation of Funds :

The Board has been conducting the self-generation of funds programmes of 1/2/3-day durations at regional level by charging a nominal fee.

During the year under report 419 such programmes were organized for 8412 workers.

Programmes on Quality of Life for Workers and their Spouses :

The Central Board for Workers Education has been conducting the programme on "Quality of Life for Workers and their Spouses" of 2-days/4-days duration since 9th five year plan with a view to mould the attitudes, to develop motivation, to build-up personality, to raise family status, to maintain good neighbourhood relations, to develop awareness about environment, cleanliness, to develop a spirit of team work, human relations, productivity consciousness, commitment to work, discipline, mutual trust, health and hygiene *etc.* of the workers and their spouses. Since its introduction, this has become one of the popular programmes of the Board.

During 2012-13, the Board organized 423 such programmes in which 16142 workers and their spouses were trained. Of the 423 programmes for 16142 participants, 98 programmes for 3514 workers and their spouses were from organized sector while 325 programmes for 12628 workers and their spouses were from unorganized sector.

Special Seminars for Trained Workers at Plant Level :

The workers who were trained long back are unaware about the latest developments that have taken place since the introduction of the New Economic and Industrial Policy of the Government of India.

In view of the changing scenario in the industrial field, it is imperative to keep the workers who were trained long back in the Unit Level Classes, in touch with the latest developments in the labour field to improve their functional efficiency.

The Board, therefore, started since 1997 one-day Special Seminar at Plant Level for those employees who have been trained before 1992 in the Unit Level Classes.

During the year under report, 229 such programmes were organized for 5991 workers.

Unit Level Classes :

Trained Trainers conduct unit level classes for the rank and file of workers in their respective enterprises. The Board continued to conduct one month unit level classes on themes of Trade Unionism, Labour Economics, Industrial Relations, Social Security and Labour Welfare introduced during 1991-92. The Board also continued to conduct week-end classes during the year under report. During the year 2318 workers were trained in 89 sessions of unit level classes.

Study Tours and Local Excursions :

Study tours and local excursions were also arranged for the participants of unit level classes with the co-operation of respective management, besides class room teaching. During the year 16 study tours of unit level classes were organized. The employers paid TA/DA towards the study tours as per the rules of their organizations. The worker trainees undertook 18 local excursions during the year.

Programmes on Workers Participation in Management :

The Ministry of Labour & Employment, Government of India considered the CBWE an appropriate medium to propagate the concept of "Workers Participation in Management" and accordingly Central Board for Workers Education was entrusted with the responsibility of organizing 13 such programmes at Plant Level during the year 2012-13.

The Board has successfully conducted these programmes after identifying such establishments where Workers Participation Scheme is in operation and trained 376 representatives of workers and managements at Plant Level.

TRAINING OF WORKERS IN UNORGANISED SECTOR :

The workers engaged in Unorganized Sector and Small Scale Industries are worst exploited and are unaware about their rights and entitlements under the various laws. Since these workers are divided in small industrial units, their organizations have weak collective bargaining strength. With a view to develop awareness about their problems, difficulties and protective labour laws at work place and help them in finding solutions as well as equip them in developing their own organizations, the CBWE has been organizing four-day empowerment programmes for these workers since 1979. However, the role of the Board is mainly educational and motivational.

The workers of the unorganized and small scale sectors belong to the industries such as Handloom, Powerloom, *Khadi* and Rural Industries, Small Scale Industries, Industrial Estates, Handicrafts, Sericulture, Coir Industries, *Beedi* Industries, Glass, Brass and Slate making Industries and so on. The Board has also been conducting 2-day programmes for the workers in the unorganized sector so as to cover more number of workers as they may find it difficult to attend a four day duration programme.

During the year under report, the Board conducted 475 programmes of 2/4 days duration in which 18,650 workers participated. These programmes were conducted at Regional, Sub-Regional and Semi-Urban Places by identifying the functional needs of the target group.

The category-wise break up of the workers trained in these programmes is given at Table-V.

Programmes for Workers of Weaker Sections :

The Board conducts four-day empowerment programmes for workers belonging to weaker sections who are normally head-load workers, casual workers, civic and sanitation workers, construction workers, domestic servants, handicapped workers, rickshaw pullers and others with a view to enlighten them about their rights and obligations, importance of organization, avoidance of wasteful expenditure, schemes for betterment including welfare legislations, family budget, adoption of small family norms, combating social evils *etc.*

During 2012-13, the Board conducted 129 four-day empowerment programmes for 5056 workers. Each programme was formulated on the functional needs of the particular group after assessing its needs by the Education Officers. To make teaching more interesting and meaningful informal and extension methods were followed.

The category-wise break up of the workers trained in these programmes is given below.—

Sr. No.	Category	No. of Progs.	Male				Female				Grand Total
			SC	ST	OTH	Total	SC	ST	OTH	Total	
1	Women Workers	95	-	-	-	-	1416	278	2017	3711	3711
2	Child Labour	2	-	-	-	-	25	7	48	80	80
3	Young Workers	10	15	25	15	55	83	121	136	340	395
4	Handicapped Workers	-	-	-	-	-	-	-	-	-	-
5	Civic & Sanitation Workers	2	-	-	-	-	37	9	32	78	78
6	Construction Workers	5	1	-	5	6	30	-	163	193	199
7	Headload Workers	8	4	6	2	12	92	70	143	305	317
8	Rickshaw Drivers	1	-	-	36	36	-	-	-	-	36
9	Stone Quarry Workers	1	-	-	-	-	25	-	15	40	40
10	Others	5	5	-	8	13	55	-	132	187	200
	Total ..	129	25	31	66	122	1763	485	2686	4934	5056

Labour Welfare and Development Programmes :

The Board has been conducting these programmes since 2003-04 with a view to generate awareness among the Rural/Unorganized sector workers about the various welfare schemes of the Government of India for their socio-economic development.

During the year 2012-13, the Board has organized 441 Labour Welfare and Development Programmes for 17342 workers of rural and unorganized sectors.

Special Programmes :

Besides 2-day programmes for Unorganised Workers, Special Programmes of same duration are also organized for Women Workers, SC/ST Workers and Parents of Child Labour/Child Labour. During the year 2012-2013 the Board has organized 5796 programmes in which 227882 workers participated.

Programmes for Workers in Stone Quarries :

In one of the Judgments in 1984, the Supreme Court of India had directed the CBWE to organize periodic camps for workers in Stone Quarries and Stone Crushers in Faridabad District to enlighten them about their rights and entitlements. In accordance with the directives of the Supreme Court of India, the Board has been conducting two-day awareness camps for these workers in Faridabad District since 1984. The camps are conducted at work sites or at places convenient to the workers in collaboration with Trade Unions functioning in the quarries.

The thrust was on creating awareness among these workers about their rights and entitlements, protective and welfare provisions under various laws such as The Bonded Labour System (Abolition) Act, 1976, The Contract Labour (Regulation and Abolition) Act, 1976, The Maternity Benefit Act, 1961, The Equal Remuneration Act, 1976, The Minimum Wages Act, 1948, The Mines Act, 1952, The Factories Act, 1948, The Employees Provident Fund Act, 1952, The Employees State Insurance Act, 1948, The Inter State Migrant Workmen Act, 1979, etc.

During the year 2012-13, 394 workers participated in 86 camps of two-days duration.

Sr. No.	Place	Duration	No. of Participants		Total
			Male	Female	
(1)	(2)	(3)	(4)	(5)	(6)
1	Mehtru Ka Dera, Faridabad	6 th to 7 th June, 2012	12	28	40
2	Malik Ka Dera, Faridabad	16 th to 17 th July, 2012	1	39	40
3	Mahalaxmi Dera, Gurukul, Faridabad	26 th to 27 th July, 2012	7	33	40
4	Dhruva ka Dera, Faridabad	16 th to 17 th Sept., 2012	10	30	40
5	Pali Crusher Zone, Mohabatab ad, Faridabad	9 th to 10 th Nov., 2012	0	34	34
6	Dhruva Dera, Faridabad	15 th to 16 th Nov., 2012	10	30	40
7	Babulal Dera, Faridabad	5 th to 6 th Dec. 2012	11	29	40
8	Jaswant Ka Dera, Surajkund, Faridabad	9 th to 10 th Jan. 2013	0	40	40
9	Primary School Gurukul Dera, Faridabad	26 th to 27 th Feb., 2012	19	21	40
10	Dhruva Ka Dera, Faridabad	11 th to 12 th March, 2013	16	21	40
Total ..			86	308	394

Personality Development Programmes :

The Board introduced during the year 2007-08 a new programme of ten-days duration on pilot basis, called Personality Development Programmes for the workers of unorganized sector with a view to develop all sorts of skills among the unorganised workers besides equipping them to develop their own organizations and run them smoothly and effectively.

The programme will be organized on All India basis and the participants will be selected in consultation with the Trade Union Organizations.

During the period under report 9 such programmes were conducted for 269 unorganised workers.

Retraining Programme for Trained Workers :

During the year 2007-08, the Board also introduced a new one-day programme called Retraining Programme for those Trained Workers, who were trained before five years, to update their knowledge and also to make them aware about the various schemes launched by the Central/State Governments after their initial training.

During the period under report 147 such retraining programmes were conducted for 8,772 unorganized workers.

Special Programmes for Panchayati Raj Institutions :

The Panchayati Raj Institutions have been entrusted with the responsibility of preparing plans and implementation of various programmes of rural infrastructure development and poverty alleviation which calls for necessary knowledge and skills among the elected members of Panchayati Raj. For the success of Panchayati Raj, its members need to be educated and trained to shoulder the responsibilities in a best manner. Owing to the increasing thrust of the Govt. of India for educating the elected members of Panchayati Raj Institutions, the Board has started, during the year 2007-08, exclusive training programmes of 2-days duration for the elected members of the Panchayati Raj Institutions.

During the year 2012-13, the Board conducted 77 programmes for 2773 elected members of the Panchayati Raj Institutions. Besides that the Board has conducted 26 programmes for 767 members of PR for North-East Region of 3 days duration.

TRAINING OF WORKERS IN RURAL SECTOR :

Rural Workers Education Programmes are being conducted since 1977-78 with a view to equip the rural workers to appreciate and analyse their socio-economic problems and to enable them to find solutions to these problems. The main thrust of the Board is to help rural workers in developing and strengthening their own organizations and in shaping their personality. However, the role of the CBWE is mainly educational and motivational. The Board's Rural Workers Education Programmes cover Landless Labour, Agricultural Workers, Tribal Labour, Marginal Farmers, Fisheries Labour, Rural Artisans, Forest Labour and Educated Unemployed Youth in Rural Areas.

Rural Awareness Camps :

The Rural Awareness Camps are introductory courses where the trainees, besides awareness of family budget, health & hygiene, minimum wages, social evils *etc.*, are exposed to new ideas and to avail the benefits of welfare schemes. These are organized with a view to focus the attention on the specific needs and to discuss current socio-economic problems in which the participants are interested.

During the year under report 35588 rural workers participated in 902 two-day awareness camps. The category-wise break-up of these workers and the workers trained in 4-day Empowerment Programmes for Rural Workers is given in Table-II.

Empowerment Programmes for Rural Workers :

In pursuance of the recommendations of the Committee on Rural Camps, the Board has introduced 4-day Empowerment Programmes for Rural Workers during the year 2003-04. The Empowerment Programmes aim at promoting self-confidence, self-help, team-work to create an atmosphere of congenial relationship.

During the year 2012-13, 123 Empowerment Programmes were organized in which 4,856 workers participated.

Retraining of Trained Rural Workers :

Like unorganised sector workers, the Board also introduced the Retraining Programmes of one-day duration for Rural Workers during the year 2007-08 with the same objective.

During the period under report, 124 such programmes were conducted for 6992 participants.

Orientation Programmes for Rural Volunteers :

To update the knowledge of the Rural Volunteers on the subjects covered in the Rural Awareness Camps and also to develop their skills to convince the rural workers to join the training programmes, one week Orientation Programme for Rural Volunteers engaged in organizing Rural Awareness Camps are organized by the Regional Directorates.

SPECIAL TRAINING PROGRAMMES UNDER MGNREGA SCHEME

Mahatma Gandhi National Rural Employment Guarantee Scheme :

The special programmes for the beneficiaries of Mahatma Gandhi National Rural Employment Guarantee Act (MGNREGA) are being conducted by CBWE from the financial year 2011-12. This scheme is launched by the Govt. of India, which guarantees wage employment, the primary objective is to enhance livelihood security in rural areas by providing at least 100 days of guaranteed employment in a financial year to every household whose adult members volunteer to do unskilled manual work.

In the Mahatma Gandhi National Rural Employment Guarantee Scheme (MGNREGS), the following activities are being conducted under the Project. –

1. **Village Level Programme :** A Village Level Programme is conducted at village level for 40 participants with an expenditure of Rs. 10,000 per programme.
2. **Block Level Programme :** A Village Level Programme is conducted at block level for 100 participants with an expenditure of Rs. 81,000 per programme.
3. **District Level Programmes :** A District Level Programme is conducted at district level for 20 participants with an expenditure of Rs. 55,000 per programme.

During the year 2011-12, the Board has conducted 772 programmes for the 43006 workers in rural sector under MGNREGA scheme.

Sr. No.	Year	No. of Programmes Conducted	No. of Participants Trained
(1)	(2)	(3)	(4)
1	Village Level	457	18272
2	District Level	74	1459
3	Block Level	236	23042
6	National Workshop	5	233
	Total ..	772	43006

IMPACT OF MGNREGA PROGRAMMES

In order to improve the process of sensitization, the subject matter, course content, the detailed inputs, material, methodology etc. are evaluated through discussion and interaction with the experts from different fields attended the programmes as guests and with some of the trainees. The overall impact of the Village /Block / District Level Programmes under MGNREGA to stimulate and encourage the worker trainees to participate meaningfully in the scheme. The participants were enthusiastic to share the acquired knowledge and information with fellow workers in their respective villages. Many of the participants opined that the information given in the programmes is very much useful in getting the employment and decided to attend Gramsabha for development of village work and to get job card. The number of Job Card holders got the prescribed days of work as mentioned in the scheme.

CHAPTER-V
GRANTS-IN-AID

The Central Board for Workers Education through its Grants-in-Aid Scheme extends financial assistance to Trade Union Organizations and Educational Institutions etc. for conducting their own Workers Education Programmes.

The Grants-in-Aid Scheme of the Board was introduced in the year 1960 and developed considerably since then. It was modified and improved from time to time after taking into consideration the suggestions and demands from the Trade Unions. The Rules and Procedure of the Grants-in-Aid Scheme have been simplified accordingly to meet the Trade Union needs.

Grants-in-aid is available for conducting four types of training programmes according to the local requirements of the Trade Union Organizations as under : -

1. Full time residential programmes	3 days to 7 days
2. Full time non-residential programmes	3 days to 7 days
3. Part time non-residential programmes	2 days to 4 days
4. State level full time residential programmes	3 days to 7 days

The grantees are allowed flexibility regarding subjects to be covered and number of participants. The Grants-in-Aid Scheme has also been extended to the Rural Workers.

By the end of March, 2013, 1573 Trade Union Organisations availed grants-in-aid amounting to Rs. 26,379,950.62 from the Board and trained 77,946 workers. The details of the Grants-in-Aid paid and workers trained are given in TABLE – XIV.

During 2012–2013, an amount of Rs. 7,62,129 was paid to the 49 Trade Union Organizations as grants for conducting their own programmes in which 2242 workers were trained. The subjects covered under these programmes were Trade Unionism, Productivity, Relations between Trade Union and Management, Wages, Bonus, Minimum Wages for Rural Workers, Industrial Safety and Hygiene, Labour Legislations, Population and Family Welfare etc.

The Regional Directors / Education Officers of the Board inspected the Grants-in-aid programmes and provided necessary guidance to grantees in organizing grants-in-aid programmes.

Details of Grants-in-Aid paid to the Trade Union Organisations during the year 2011-12 and 2012-13 are as under :

Sr. No.	Organisation	No. of Trade Unions/ Institutions to whom Grant was paid during		Amount of Grant Paid (in Rupees)	
		2011-12	2012-13	2011-12	2012-13
	CENTRAL ORGANISATIONS / NATIONAL FEDERATIONS				
1	Bharatiya Mazdoor Sangh (BMS)	-	6	-	1,01,025
2	Indian National Trade Union Congress (INTUC)	3	2	86962	31,860
3	All India Trade Union Congress (AITUC)	1	-	31,860	-
4	Hind Mazdoor Sabha (HMS)	1	4	31,761	39,699
5	Centre of Indian Trade Unions	-	-	-	-
6	Independent Trade Unions	1	9	10,350	1,18,800
9	Other Bodies Registered under Societies Registration Act XXI of 1860	11	28	1,67,976	4,70,745
10	All India Defence Employees Federation	-	-	-	-
	Total ..	17	49	3,28,909	7,62,129

Other Bodies Registered under Societies Registration Act XXI of 1860 (April, 2012 to March, 2013)

Sr. No.	Name of the Union/Other Institution
1	Shiv Gramin Vikas Sanstha, Chandrapur
2	Savitribai Fule Gramin Vikas Sanstha, Chandrapur
3	Sant Dyneshwar Gramin Vikas Sanstha, Chandrapur
4	Shri Sant Tukaram Gramin Vikas Sanstha, Chandrapur
5	Sant Gadge Baba Gramin Vikas Sanstha, Chandrapur
6	Laxmi Mahila Mandal, Chandrapur
7	Siddharth Gramodhyog Sansthan, Kapur
8	Birsamunda Krida Bahuddeshiya Vikas Sanstha, Gondia
9	Eahasas Sewa Sanstha, Satna
10	Sai Bharati Mahila Shiksha Samiti, Seoni (M.P.)
11	Samajik Jankalyan Bahuddeshiya Sanstha, Bhandara
12	Navada Gramodyog Samiti, Amroha
13	Sai Baba Technical Educational Society, New Delhi
14	Rash Behari Novel Society, Kolkata
15	Mahila Kalyan Samiti, Dist. Bokaro, Jharkhand
16	Srijan Society, Kanpur Nagar, Kanpur
17	Utkarsha Gruhini Sanstha, Nagpur
18	Bharat Shikshan Sanstha, Bhadrawati
19	Mahila Shishu Jan Vikas Samiti, Bokaro, Jharkhand
20	Dr. Bhimrao Ambedkar Shiksha Sansthan, Dhanbad
21	Monika Mahila Shiksha Samiti, Jabalpur
22	Ragini Multipurpose Education Society, Bhandara

CHAPTER-VI

PUBLICATIONS AND EDUCATIONAL MATERIAL

The CBWE, being an educational institute brings out suitable educational material in the form of textual booklets in a simple and lucid style for workers of organized, unorganized and rural sectors. Similarly, to sustain the interest of the participants in the class and to make teaching more interesting and meaningful, A.V. Aid in the form of pictorial booklets, posters, C. Ds., films etc. are also brought out.

Before bringing out the educational material and A.V. Aid in printed form these are discussed by the officers of the Board in the workshops organized from time to time after assessing the needs of the workers, trade unions and managements. The booklets are sold at a subsidized price of Rs. 5/- per copy. However, the Pictorial Booklets are priced for Re.1/- per copy since they are sold to the workers of rural/unorganized sector. By the end of March, 2013, 1263 titles were published in English, Hindi and regional languages, of which 832 titles were reprinted due to demand from workers and managements.

Workers Education Journal :

The Board publishes the quarterly journal "Workers Education" which contains standard articles on Trade Unionism, Industrial Relations, Labour Economics, Tools and Techniques of Education, Productivity, Participative Management etc. in English and Hindi. However, due to financial crunch, no issue of Workers Education Journal was brought out during the year under report.

CBWE News and Samachar :

The Board brings out CBWE News in English and CBWE Samachar in Hindi with a view to disseminate information on visits of dignitaries, progress of various activities of the Board etc.

However, due to financial crunch, the monthly issues of CBWE News for the period from April, 2009 to November, 2009 were not brought out. However the issues of the monthly CBWE News from December, 2009 to March, 2012 were published and uploaded on the website of CBWE (www.cbwe.gov.in).

* * * * *

CHAPTER-VII

OTHER ACTIVITIES**Staff Empowerment**

The Board has given a considerable thrust on development and empowerment of its officials through a variety of training programmes, which would widen their knowledge and skills and help to enhance and upgrade their functional competency. During the year 2012-13, the Board has conducted two training programmes for 46 staff members of CBWE for their empowerment of the following courses:

Sr. No. (1)	Name of Organisation (2)	Name of Training Programme (3)	No. of Participants (4)
1	Indian Institute of Workers Education, Mumbai	"Noting Drafting and Pay Fixation" Group 'C' Employees of CBWE	24
2	Indian Institute of Workers Education, Mumbai	"Noting Drafting and Pay Fixation" Group 'C' Employees of CBWE	22

Public Grievances

A separate Vigilance Cell became functional at the National Headquarters of the Central Board for Workers Education with effect from 28/09/1993. The Vigilance Cell is primarily entrusted with the work related to Departmental Inquiries. The section is being taken care of by Assistant Director (Vigilance) under the supervision of Additional Director who functions as the Chief Vigilance Officer of the Board, in addition to his routine duties. During the year 2012-13, the Board has administered Departmental inquiries were ensued. During the year under report *i.e.* 31st March, 2013. 4 Departmental inquiries are in process.

During the year 2012-13, the Board has administered all the court cases pertaining to the Board in respect of service and civil matters relating to rent and accommodation in various courts. During the year under report, 16 cases have been disposed off and 15 new cases were enrolled. At the end of the year under report *i.e.* on 31st March, 2013, 42 cases were ensued.

Staff Welfare

As a welfare measure, the officials of the Board were granted various advances admissible to them under rules during the year 2012-13, as given below :

Computer Advances	Rs. 9,00,000/-
Conveyance Advances	Rs. 2,70,000/-

Staff Position

The sanctioned strength of Group A, B, C & Multi Tasking Staff employees as on 31-3-2013 was as under.—

Sr. No. (1)	Name of office (2)	Group "A" (3)	Group "B" (4)	Group "C" (5)	Multi Tasking Staff (6)	Total (7)
1	Head Office, Nagpur	5	12	37	10	64
2	Indian Institute of Workers Education, Mumbai	1	5	8	7	21
3	Zonal Directorates (6)	6	5	24	6	41
4	Regional Directorates (50)	0	265	203	121	589
	Total ..	12	287	272	144	715

Information Provided Under Right to Information Act 2005 :

Under the Right to Information Act, 2005, the Board has provided relevant information to 162 applicants on their request during the year 2012-13 and received an amount of Rs. 510 on this account.

Implementation of Official Language - Hindi

During the year 2012-2013, 07 Officers and 21 Group "C" employees of the Board were given awards and incentives for passing Hindi Examination under Hindi Teaching Scheme of the Govt. of India, Department of Official Language, Ministry of Home Affairs, for giving dictation in Hindi and for doing their official work in Official Language Hindi in addition to English.

During the year under report 2012-13, Official Language Implementation Committee of the Board held 04 meetings at Head Office, Nagpur and reviewed the progress made in the use of Hindi at Head Office, Indian Institute of Workers Education, Mumbai and all Zonal/ Regional Directorates of the Board.

Official Language Hindi Workshop

During the year 2012-13, Three Official Language Hindi Workshops were organized as detailed below.—

Sr. No.	Workshop	Date	Place	Participants
(1)	(2)	(3)	(4)	(5)
1	90 th Hindi Workshop	01.06.2012	Head Office, Nagpur.	07 Group "C" Employees
2	91 st Hindi Workshop	21.12.2012	Head Office, Nagpur.	08 Group "C" Employees
3	92 nd Hindi Workshop	26.3.2013	Head Office, Nagpur	05 Group "C" Employees

All the participants of the above workshops were imparted training for doing their day-to-day official work in Rajbhasha Hindi.

Hindi Day/Fortnight Celebrated

Hindi Day was celebrated on 14th September, 2012 while Fortnight from 14th September, 2012 to 28th September, 2012 at CBWE, Head Office, Nagpur. During the fortnight one 'Debate' competition was organized in which all employees of the Head Office participated enthusiastically and they were given 1st, 2nd and 3rd prizes respectively Rs. 1200, 1100 and 1000.

Contribution Paid to TOLIC

During the year 2012-13, the CBWE Head Office, Nagpur has accorded sanction of Rs. 12,000 (Rupees Twelve thousand only) to its subordinate Regional Directorates as contribution to their respective Town Official Language Implementation Committees (TOLICs), Publication of Hindi magazines etc. to the Tolic of Hubli, Dhanbad, Nagpur, Vijaywada, Ranchi, Jamshedpur and Kozhikode also.

Observance/Celebration of Various Days

The Head Quarter of CBWE, Nagpur, IIWE, Mumbai, all the Zonal and Regional Directorates of the Board observed the following days:

- Anti-Terrorism Day 21st May, 2012
- Independence Day 15th August, 2012
- Sadbhavana Day 21st August, 2012
- Hindi Week 14th to 28th September, 2012

- Hindi Day 14th September, 2012
- Workers Education Day 16th September, 2012
- Vigilance Awareness Week 31st October to 06th November, 2012
- Quami Ekta Week 19th to 25th November, 2012
- Republic Day 26th January, 2013

To mark the occasion, seminars, symposia, special lectures, film shows, competitions were organized. Pledges, wherever required, were administered to the trainees and members of staff.

Inspections

During the year 2012-13, the Director of the Board visited Mumbai.

Similarly, other senior officers like Dy. Directors and Zonal Directors also visited and inspected various Regional Directorates.

The Zonal Directors submitted their valuable suggestions / observations to smoothly carry out the day to day affairs of the Regional Directorates. These suggestions cover almost all the aspects (matters) of the Regional Directorates. These includes the general administrative / personal matters, compliance regarding outstanding points, maintenance of service book, physical verification of various items, data regarding the Regional Advisory Committees their reconstitution and periodicity of meetings, staff grievances, maintenance of accounts, cash book etc., preparation of reports, maintenance of statistical data, inspection and reporting in respect of Grants in aids programmes, target and achievement, submission of APAR and other returns to the Head Office and Zonal Directorates, maintenance and submission of programmes vouchers by the officers, maintenance and effective utilization of AVAid and training halls, the topics covered during the programmes and any modifications thereto, overall maintenance of discipline in the affairs of the Regional Directorates.

* * * * *

CHAPTER-VIII

HIGHLIGHTS OF SELECTED PROGRAMMES/MEETINGS OF THE BOARD

The Central Board for Workers Education has widened its coverage and brought under its umbrella various other categories of workers during the year 2012-13. Similarly, it has achieved remarkable milestones during the year under report. They are :

CBWE Celebrates Workers Education Day :

The Foundation Day of the CBWE was celebrated as Workers Education Day by the Head Office of Central Board for Workers Education (CBWE), Indian Institute of Workers Education, Mumbai and all the 50 Regional Directorates with great enthusiasm and fervor on 16th September, 2012 by way of organizing academic seminars.

The event was organized at Head Quarter, CBWE, Nagpur which was inaugurated by Shri Nitin Raut, MLA, Hon'ble Minister for MGNREGA, Maharashtra enlightened upon the commendable work rendered by the CBWE in contemporary situation rural / unorganized and organized sector.

Many high level dignitaries graced the occasion of the Workers Education Day at various Regional Directorates of the Board.

Hindi Day Celebrations :

Nagpur: "Among all the Indian languages, Hindi is the only language which connects all people and as such we must contribute to the development of this language", said Shri V. R. Hanwate, Dy. Director (HQ), CBWE.

Shri Boro was speaking at the inaugural function of Hindi Day Celebrations organized on 14th September, 2012 by Head Office, CBWE, Nagpur. Shri V. R. Hanwate further said that even the people of North-East Region have understood the importance of Hindi for their interaction with the people of the parts of the country.

Shri V. R. Hanwate, Deputy Director (HQ), CBWE appealed all the Officers and Staff of Head Office that they should use simple Hindi Language in their day-to-day official work and keep a record of the same to get the benefit of the incentive scheme.

Observance of Vigilance Awareness Week :

The Central Board for Workers Education (CBWE) observed the Vigilance Awareness Week from 31st October to 6th November, 2012 at Head Office, Nagpur, Indian Institute of Workers Education, Mumbai and also at all the Zonal and Regional Directorate. All the officers and officials took the pledge at their respective offices. Similarly, Quami Ekta week from 19th to 25th November, 2012 was also observed at CBWE, HQ, Nagpur, IWE Mumbai, all the Zonal as well as Regional Directorates throughout the country.

Special Programme for Women Workers :

1. **Kanpur** : A 2-days special programme for women workers was conducted by Regional Directorate, Kanpur at Community Centre, Vivekanand Nagar, Dada Nagar, Kanpur. Hon'ble Shri Prakash Jaiswal, Central Cabinet Minister for Coal, Government of India, New Delhi visited the programme on 16-03-2013 and appreciated the role of CBWE for making awareness among the worker group.

Special Programme for Parents of Child Labour :

1. **Kanpur** : A 2-days Special Programme for Parents of Child Labour was organized at Yateem Khana, Kanpur. Smt. Aruna Kori, Hon'ble Minister for Women & Child Welfare, Uttar Pradesh Government visited and address to the participants, she appealed to the participants to send their children to school for their development and showed deep respect to the CBWE for organizing such type of programme.
2. **Chandigarh** : A 2-days Special programme for the Parents of Child Labour was conducted at NCLP School, Ludhiana, Punjab from 14-08-2012 to 15-08-2012. Shri Simarjit Singh Bains, MLA, Atam Nagar, Ludhiana, Punjab visited on 15-08-2012 and appealed to participants to send their children to school for their development also appreciated the role of CBWE.

Re-Training Programme for Unorganised Sector :

1. **Hubli :** A one day Re-Training Programme for Unorganised Sector was conducted on 13-10-2012 at Basav Van, Near Ambedkar circle, Bijapur for 60 participants. The programme was inaugurated by Shri Bapu Gowda Patil, Chairman, Khadi Gramodyog Sangh, Bijapur and stated about the Aims & Objectives of CBWE for organizing such type of noble training programmes for nation building.

Joint Education Programme :

1. **Rajkot :** A 2-days JEP was organized for police personnels at CBWE-Training hall, Rajkot from 16-05-2012 to 17-05-2012. Shri Vishal Vaghela, Asst. Police Commissioner, Rajkot visited the programme and applauded the efforts of CBWE in changing the outlook of police personnels.

Rural Awareness Programme :

1. **New Delhi :** A 2-days RAP at Village-Zhatikara, Nazafgarh was organized from 14-12-2012 to 15-12-2012. The programme was inaugurated by Hon'ble MLA, Shri Somes Shokeen, he further enlightened the various scopes of training programme and appreciated CBWE for organizing such programmes for upliftment of rural peoples.
2. **Mangalore :** A 2-days RAP at Hiriyadka Panchayat Hall, Bommarabettu Village, Udupi District was conducted from 07-01-2013 to 08-01-2013. Shri Lalaji R. Mendon, Hon'ble MLA appreciated the efforts of CBWE in creating awareness among rural peoples.

Labour Welfare Development Programme :

1. **Gorakhpur :** A 2-days Labour Welfare Development Programme was organized from 25-12-2012 to 26-12-2012 at Nurudeen Chak, Moharipur, Gorakhpur. Shri Kunal Silku, IAS, Jt. Magistrate inaugurated the programme and briefed about the needs for obtaining the welfare of schemes of Government.

Need Based Seminar :

1. **Rajkot :** A 2-days Need Based Seminar was organized at Civil Airport, Rajkot from 18-03-2013 to 19-03-2013. The programme was inaugurated by Shri R.R. Gupta, Airport Director. He further applauded that CBWE has rendered a yeomen's job in creating a new work culture and community of interests amongst employees.

State Level Training Programme for Trade Union Activists of North-East Region :

1. **Imphal :** A 3-days State Level Training Programme for Trade Union Activists of N.-E. Region was organized from 22-10-2012 to 24-10-2012. Shri M.K. Preshaw Shimray, Hon'ble MLA, 45, Chingai (ST) A/C Ukhrul District-Manipur and Shri Z. Kikhombou Newmai, Hon'ble MLA, Tamei (ST) A/C Tamenglong District-Manipur visited the programme on 22nd and 24th October, 2012 respectively.

Special Programme for SC/ST Workers :

1. **Kanpur :** Hon'ble Shri Prakash Jaiswal, Central Cabinet Minister for Coal, Government of India, New Delhi visited a 2-days Special Seminar for SC/ST workers at Kanpur, Sadar, Kanpur on 15-03-2013. In his address to the participants, he told about the formation of Self Help Group and for Self Employment.
2. **New Delhi :** The two 2-days Training Programme for SC/ST workers were organized at Sikarpur, Nazafgarh from 29-10-2012 to 30-10-2012 and at Braham Puri, New Delhi from 19-12-2012 to 20-12-2012. The programme was inaugurated by Honb'e MLA, Shri Bharat Singh and Honb'e MLA, Shri Pardooman respectively.
3. **Rajkot :** The two 2-days Training Programme for SC/ST workers was organized at RMC Hall, Kothariya Road, Rajkot from 07-09-2012 to 08-09-2012 and at CBWE training hall, Rajkot from 15-01-2013 to

16-01-2013. Smt. Dipaben Chikani, Dy. Mayor, Rajkot visited the first programme and applauded that awareness given by CBWE has helped in changing the destiny of the working class belonging to downtrodden sections of society. Shri R.S. Yadav, IPS, Commander-SRPF, Jamnagar visited the second programme and stated that the decent behavior and good conduct has a great bearing and CBWE has played exemplary role in this arena.

4. **Chandigarh** : A 2-days Special Programme for SC/ST workers was conducted at Ambedkar Nagar, Ludhiana, Punjab from 16-07-2013 to 17-07-2013. Shri Simarjit Singh Bains, Hon'ble MLA, Atam Nagar, Ludhiana visited the camp and appreciated the splendid the role playing by CBWE.

District Level Programme under MGNREGA :

1. **Kozhikode** : A 2-days District level MGNREGA Programme was conducted at Kalpetta Block, Distt. Wayanad from 10-01-2013 to 11-01-2013. The programme was inaugurated by Shri Gopalakrishna Bhatt, District Collector. The dignitary reminded the audience that MGNREGA is the prestigious project and it is a poverty reduction programme rather than a development programme.

Block Level Programmes under MGNREGA :

1. **Kanpur** : Four 2-days Block Level Programme for MGNREGA was organized at Village-Kodra, Block-Babina, Jhansi; at Baghpur, Maitha, Kanpur Dehat; at Baghpur, Maitha, Kanpur Dehat and Vikas Bhawan, Etawah. The programmes were visited by following dignitaries respectively Hon'ble Shri Pradeep Jain, Minister of State for Rural Development, Govt. of India; Shri Ram Swaroop Gaur, Hon'ble MLA, Akbarpur; Shri Lal Singh Tomar, Ex-MLC, Kanpur and Hon'ble Shri Prem Das Katheria, Member of Parliament, Etawah. The dignitaries applauded the role of CBWE for conducting such type of programmes.
2. **Muzaffarpur** : Two 2-days Block Level Programme for MGNREGA was organized at Middle School, Simra Gotha, Block-Paru, Distt. Muzaffarpur and at Mithila Sharan Singh, Degree College, Nargada, Block- Danapur, Patna. The first programme was inaugurated on 24-01-2013 by Shri Ashok Kumar Singh, Hon'ble Member of Legislative Assembly, Bihar, Patna and the Second programme was inaugurated on 21-03-2013 by Smt. Asha Sinha, Hon'be Member of Legislative Assembly, Bihar, Patna. Further the MLAs appreciated the efforts of CBWE in creating awareness among rural peoples.
3. **Dhanbad** : The two 2-days Block Level MGNREGA Programmes were organized from 25-02-2013 to 26-02-2013 at Sumeshwar Nath Dham, Dhouri, Block-Saraiyahat, Distt. Dumka and from 18-03-2013 to 19-03-2013 at Swami Sahjanand College, Jodhadih More, Block-Chas, Distt. Bokaro. The programmes were inaugurated by Shri Abhay Kan, Ex-MP (Rajya Sabha), Jharkhand and Shri Samaresh Singh, Honb'le MLA, Jharkhand Vikas Morcha, Bokaro respectively.

IMPACT AT A GLANCE

State Level Training Programme under North-East Region :

- 1. Siliguri :** A 3-days Training Programme on “Human Empowerment & Development” in North-East Regional was conducted at Gangtok with 30 participants duly selected by All Sikkim Democratic Labour Front, Gangtok from 24-09-2012 to 26-09-2012. The programme was inaugurated by Shri Sonam Tshering Bhutia, Member Sikkim Planning Commission on 24-09-2012. Shri Garjamn Manger, one of the participants of the programme organized the people of Gayzing, West Sikkim and formed a NGO called “Jagruti” which has been funded by the State Govt. of Sikkim. The NGO is working on the Child Welfare and Development with the collaboration with Child Hermitage, Gayzing, West Sikkim particularly with orphans.
- 2. Siliguri :** A 5-days Special Training Programme on Enhancing Efficacy of NGOs through CBWE, was held at Gangtok with effect from 18-02-2013 to 22-02-2013 at Gangtok with 30 participants selected by different NGOs of eith North Eastern States of the country. The programme was inaugurated by Professor Jyoti Prakash Tamang, Dean, Science Faculty of Sikkim University, Gangtok on 18-02-2013. Shri Rudra Kr. Dahal, one of the participants of the programme was appointed as Deputy Chairman of Department of Agriculture, Govt. of Sikkim, Gangtok on 03-03-2013.

CBWE Programme helps to open eye of ignorance :

Raipur :- A 2 days RWAP camp for rural workers was organized at Panchayat Bhavan Vill.-Lawar block Simga, Distt. Balodabazar from 8th to 9th October, 2012. After completion of the programme the participants and chief guest Smt. Khemin Markan, Janpad Sadsya reached to Local Liquor Stock Holder. They destroyed liquor bottles and called policemen and arrested him.

Rourkela :- The participants of 2-days RAP for Agricultural Workers conducted at Gopalpur, Barkote, Deogarh from 5th to 6th June, 2012 framed a farmers club under NABARD.

Dhanbad :- The participants of 2-days SC/ST Programme conducted at Jinagora Block-Jharia, Distt. Dhanbad from 5-03-2013 to 06-03-2013 decided to stop bad habits like Drinking, Smoking and Chewing of Tobacco and also realized their responsibility towards children’s education.

Ranchi :- The participants of 2-days Rural Awareness Programme conducted at Village-Kadak, Block-Kudu, Distt.- Lohardaga from 26-12-2012 to 27-12-2012 formed the organization of Rural Workers and raised the voice against their exploitation such as non-payment of minimum wages in agriculture sector.

Visakhapatnam :- A 2-days Rural Awareness Programme organized at Ramanapalem Kasimkota(M) from 10-01-2013 to 11-01-2013. Due to illiteracy & poverty and lack of motivations participants were not aware that how to get the welfare facilities & benefits from the Government which are provided to the poorest of the poor. Through this programme they realized about importance of the Education, Health and hygiene also promised to send their children’s to the school regularly and stopped the habits of child discrimination.

Credit to CBWE :

Formation of Self Help Group :

The discussion on importance and need of Self Help Group held at the Training Programme of CBWE, motivated the workers, who participated in these programmes, to form Self Help Groups to reap the benefits of the Central / State Government Schemes for their socio-economic upliftment. During the year 2012-13, nearly 838 Self Help Groups were formed by the participants.

STATISTICAL TABLES

E. Os.	Education Officers
T.T.C.	Training of Trainers Courses
P.D.P.	Personality Development Programmes
R.C.T.	Refresher Courses for Trainers
J.E.P.	Joint Education Programmes
N.B.S.	Need Based Seminars
U.L.C.	Unit Level Classes
F.A.L.C.	Functional Adult Literacy Classes
N.B.S.P.	Need Based Special Programmes
Unorg./W.S.	Unorganised/Weaker Sections
R.A.C.	Rural Awareness Camps
PCL/CL	Parents of Child Labour/Child Labour
S.G.F.P.	Self Generation of Funds Programmes
L.W.D.P.	Labour Welfare and Development Programmes
Empowerment Camp R.L.	Empowerment Camps for Rural Labour

Table - I
Categorywise break up of Workers Trained in Rural Awareness Camps

Sr. No.	Category of Rural Workers	*Five days Camps 1977-84		** Empowerment Camps (4 Days)				Two -Days Awareness Camps @			Participants		
		Progs.	Partici-pants	2003-2012		2012-2013		1977-2012	2012-2013	Total	1977-2012	2012-2013	Total
				Progs.	Partici-pants	Progs.	Partici-pants						
(1)	(2)	(3)	(4)	(5)	(6)	(7)	(8)	(9)	(10)	(11)	(12)	(13)	(14)
1	Landless Labour	328	12846	852	33295	111	4380	16789	618	17407	657955	24456	682411
2	Agriculture Workers and Marginal Farmers	969	38520	515	20232	7	280	33252	199	33451	1308023	7789	1315812
3	Fisheries Labour	36	1479	7	276	0	0	797	12	809	31210	474	31684
4	Tribal Labour	91	3595	10	377	0	0	1172	13	1185	45579	516	46095
5	Rural Artisans	57	2299	39	1503	0	0	1644	9	1653	62932	360	63292
6	Forest Labour	17	683	8	317	0	0	394	9	403	14843	357	15200
7	Educated Unemployed	163	6291	56	2221	2	80	2386	21	2407	93193	826	94019
8	Plantation Workers	0	0	16	670	1	40	179	7	186	7212	280	7492
9	Rural Workers (General)	290	11656	179	6954	2	76	10614	14	10628	418273	530	418803
	Total ..	1951	77369	1682	65845	123	4856	67227	902	68129	2639220	35588	2674808

Grand Total Col. 4+6+8+14 i.e. 77369+65845+4856+2674808 = 2822878

** Conscientization Camps Started from 2003-04

** Figures for 'One Day Retraining Programme for Rural Sector not included in this table(No.of Prog. 124 & No.of Parti .6992)

902+123+124=1149

Parti. 35588+4856+6992=47436

Table - II
Rural Workers Education during 2012-2013
Categorywise breakup of Workers Trained

Sr. No.	Category	No. of Programmes	Male				Female				Grand Total
			SC	ST	OTH	Total	SC	ST	OTH	Total	
1	Landless Labour	729	1067	650	2597	4314	7046	2502	14974	24522	28836
2	Agriculture Workers and Marginal Farmers	206	237	109	805	1151	1830	781	4307	6918	8069
3	Fisheries Labour	12	2	33	32	67	119	70	218	407	474
4	Tribal Labour	13	17	18	83	118	48	89	261	398	516
5	Rural Artisans	9	5	8	23	36	52	21	251	324	360
6	Forest Labour	9	40	40	96	70	151	317	357
7	Educated Unemployed	23	15	..	61	76	189	73	568	830	906
8	Plantation Workers	8	19	..	1	20	10	11	279	300	320
9	Rural Workers (General)	16	7	..	7	14	121	32	439	592	606
10	One Day Retraining Programme	124	342	183	687	1212	1898	720	3162	5780	6992
	Total ..	1149	1751	1001	4296	7048	11409	4369	24610	40388	47436

Table-III
Regional Directorate wise Distribution of Workers Trained (Rural Sector)
During April-2012 To March-2013

Sr. No.	Regional Directorate	No. of Programmes	Male				Female				Grand Total
			SC	ST	OTH	Total	SC	ST	OTH	Total	
NORTH ZONE											
1	ALLAHABAD	25	107		234	341	415	-	304	719	1060
2	BAREILLY	12	5	1	34	40	79	17	361	457	497
3	CHANDIGARH	16	23	..	10	33	343	-	304	647	680
4	DELHI	33	44	4	64	112	488	74	710	1272	1384
5	FARIDABAD	19	18	..	23	41	321	-	435	756	797
6	GHAZIABAD	24	37	..	261	298	212	-	450	662	960
7	GORAKHPUR	34	10	..	102	112	307	116	860	1283	1395
8	JAMMU	16	28	28	263	7	373	643	671
9	KANPUR	52	376	..	1063	1439	221	-	520	741	2180
10	PARWANOO	9	8	4	14	26	101	58	190	349	375
Total - NZ		240	628	9	1833	2470	2750	272	4507	7529	9999
EAST ZONE											
11	ASANSOL	16	202	58	172	432	81	94	60	235	667
12	BARRACKPORE	35	138	16	187	341	628	89	402	1119	1460
13	BERHAMPUR	24	69	99	60	228	256	95	408	759	987
14	BHUBANESHWAR	24	13	1	70	84	438	10	488	936	1020
15	DHANBAD	16	57	48	137	242	35	54	349	438	680
16	JAMSHEDPUR	24	8	52	99	159	82	475	304	861	1020
17	KOLKATA	31	26	-	197	223	361	5	705	1071	1294
18	MUZAFFARPUR	15	50	-	41	91	345	-	196	541	632
19	RANCHI	19	36	185	162	383	64	256	116	436	819
20	ROURKELA	32	59	245	342	646	50	298	314	662	1308
Total - EZ		236	658	704	1467	2829	2340	1376	3342	7058	9887
WEST ZONE											
21	AHMEDABAD	19	-	-	25	25	211	3	560	774	799
22	BARODA	25	-	-	-	-	352	232	455	1039	1039
23	GOA	13	-	-	-	-	-	52	475	527	527
24	MUMBAI	15	-	-	-	-	218	81	324	623	623
25	PUNE	31	5	-	4	9	274	42	846	1162	1171
26	RAJKOT	16	15	-	63	78	104	-	437	541	619
27	THANE	16	-	17	-	17	107	141	384	632	649
Total - WZ		135	20	17	92	129	1266	551	3481	5298	5427
SOUTH ZONE											
28	BANGALORE	32	4	2	17	23	332	136	864	1332	1355
29	CHENNAI	34	1	-	-	1	941	4	464	1409	1410
30	COCHIN	28	-	-	4	4	84	-	1032	1116	1120
31	COIMBATORE	35	5	-	1	6	718	6	719	1443	1449
32	HUBLI	29	-	-	-	-	73	96	1009	1178	1178
33	KOZHICODE	15	7	4	54	65	93	9	453	555	620
34	MADURAI	39	-	-	-	-	385	-	1233	1618	1618
35	MANGALORE	15	6	-	7	13	35	30	541	606	619
36	VIJAYWADA	27	-	-	-	-	249	59	782	1090	1090
37	VISAKHAPATNAM	20	-	40	27	67	26	220	547	793	860
Total - SZ		274	23	46	110	179	2936	560	7644	11140	11319
NORTH-EAST ZONE											
38	GUWAHATI	15	-	-	-	-	40	31	545	616	616
39	IMPHAL	24	-	139	94	233	2	201	565	768	1001
40	SILIGURI	13	200	2	65	267	157	12	124	293	560
41	TINSUKIA	25	-	-	8	8	86	237	724	1047	1055
Total - NEZ		77	200	141	167	508	285	481	1958	2724	3232
CENTRAL ZONE											
42	BHOPAL	27	83	24	208	315	117	214	500	831	1146
43	GWALIOR	16	-	-	-	-	403	1	247	651	651
44	HYDERABAD	32	11	1	69	81	329	13	913	1255	1336
45	INDORE	9	20	-	-	20	350	5	5	360	380
46	JABALPUR	15	25	24	118	167	85	133	215	433	600
47	JAIPUR	16	40	-	60	100	24	120	423	567	667
48	NAGPUR	30	25	35	118	178	208	150	615	973	1151
49	RAIPUR	32	18	-	54	72	267	115	737	1119	1191
50	UDAIPUR	10	-	-	-	-	46	378	26	450	450
Total - CZ		187	222	84	627	933	1829	1129	3681	6639	7572
Grand Total		1149	1751	1001	4296	7048	11406	4369	24613	40388	47436

Table-IV
Workers Trained in Unorganised Sector During 2012-2013

Sr. No.	Category of Workers	Number of Programmes			Number of Participants		
		1979-2012	2012-2013	Total	1979-2012	2012-2013	Total
1	Handloom	1412	89	1501	55536	3496	59032
2	Powerloom	133	5	138	5205	200	5405
3	Khadi & Rural Industries	352	6	358	13806	231	14037
4	Small Scale Industries	1132	6	1138	43526	238	43764
5	Industrial Estate	148	4	152	5743	159	5902
6	Handicrafts	363	7	370	14194	279	14473
7	Sericulture	68	2	70	2699	70	2769
8	Coir Industries	146	2	148	5727	80	5807
9	Beedi Industries	704	3	707	39884	116	40000
10	Salt Workers	24	1	25	976	40	1016
11	Health Workers	17	0	17	670	0	670
12	Rag Pickers	38	0	38	1477	0	1477
13	Cine Workers	1	0	1	40	0	40
14	Ship Breaking Workers	3	0	3	115	0	115
15	Others 4 days	3780	9	3789	148192	356	148548
	2 days	6119	341	6460	239247	13385	252632
	1 days	679	152	831	39256	8772	48028
	Total ..	15119	627	15746	616293	27422	643715

Table-V
Workers Trained in Unorganised Sector During 2012-2013
(Category wise breakup of Workers Trained)
Unorganised Sector Programmes (4 days)

Sr. No.	Category	No. of Programmes	Male				Female				Grand Total
			SC	ST	OTH	Total	SC	ST	OTH	Total	
1	Handloom	89	67	60	183	310	1037	198	1951	3186	3496
2	Powerloom	5	3		17	20	56	5	119	180	200
3	Khadi & Rural Industries	6	6	40	7	53	37	1	140	178	231
4	Small Scale Industries	6	9		45	54	66	4	114	184	238
5	Industrial Estate	4	7		19	26	44		89	133	159
6	Handicrafts	7	7	19	33	59	24	7	189	220	279
7	Sericulture	2			20	20	10	16	24	50	70
8	Coir Industries	2	3			3	39		38	77	80
9	Beedi Industries	3		20	3	23	40	4	49	93	116
10	Salt Workers	1	0	0	0	0	30	0	10	40	40
11	Health Workers	0									0
12	Rag Pickers	0									0
13	Cine Workers	0									0
14	Ship Breaking Workers	0									0
15	Others 4 days	9	22		58	80	64	7	205	276	356
16	2 days	341	362	154	1334	1850	3447	658	7430	11535	13385
17	One Day Retraining Prog. For Unorganised Sector	152	240	104	446	790	3020	602	4360	7982	8772
Total ..		627	726	397	2165	3288	7914	1502	14718	24134	27422

Table - VI
Empowerment Camp for Unorganised Sector (4 Days)
During April-2012 To March-2013

Sr. No.	Regional Directorate	No. of Programmes	Male				Female				Grand Total
			SC	ST	Oth	Total	SC	ST	Oth	Total	
1	ALLAHABAD	2			5	5	44		31	75	80
2	BAREILLY	1					1		39	40	40
3	CHANDIGARH	2					46		34	80	80
4	DELHI	5			4	4	69		125	194	198
5	FARIDABAD	3	3			3	50		67	117	120
6	GHAZIABAD	3	2		6	8	42		70	112	120
7	GORAKHPUR	4	1		17	18	34		102	136	154
8	JAMMU	2			16	16	29		35	64	80
9	KANPUR	3			19	19	31		70	101	120
10	PARWANOO	1					20		19	39	39
	Total - NZ	26	6	0	67	73	366	0	592	958	1031
	EAST ZONE										
11	ASANSOL	2	11	3	5	19	11	2	46	59	78
12	BARRACKPORE	4	6		1	7	115		38	153	160
13	BERHAMPUR	4	7	19	14	40	47	6	63	116	156
14	BHUBANESHWAR	3					4	25	91	120	120
15	DHANBAD	2			40	40	20		20	40	80
16	JAMSHEDPUR	3		16		16	3	54	47	104	120
17	KOLKATA	4	9		38	47	28	2	83	113	160
18	MUZAFFARPUR	2	17			17	8		55	63	80
19	RANCHI	4	12	39	19	70	28	10	41	79	149
20	ROURKELA	2	25	6	9	40	40		40	40	80
	Total - EZ	30	87	83	126	296	304	99	484	887	1183
	WEST ZONE										
21	AHMEDABAD	2	1		16	17	9		52	61	78
22	BARODA	3							113	113	113
23	GOA	2							79	79	79
24	MUMBAI	2					18		62	80	80
25	PUNE	5			39	39	61	8	67	136	175
26	RAJKOT	2					34		36	70	70
27	THANE	2					41	6	33	80	80
	Total - WZ	18	1	0	55	56	163	14	442	619	675
	SOUTH ZONE										
28	BANGALORE	4	2		38	40	22	4	94	120	160
29	CHENNAI	4					74		86	160	160
30	COCHIN	4	1		26	27	13		120	133	160
31	COIMBATORE	3					1	2	116	119	119
32	HUBLI	1					10	4	26	40	40
33	KOZHIKODE	2			3	3	16		61	77	80
34	MADURAI	4					81		79	160	160
35	MANGALORE	1					1	2	34	37	37
36	VIJAYWADA	1					13		27	40	40
37	VISAKHAPATNAM	2		40		40	15		25	40	80
	Total - SZ	26	3	40	67	110	246	12	668	926	1036
	NORTH-EAST ZONE										
38	GUWAHATI	2					26	14	40	80	80
39	IMPHAL	3			8	8	12		99	111	119
40	SILIGURI	3					51	2	67	120	120
41	TINSUKIA	1							40	40	40
	Total - NE	9	0	0	8	8	89	16	246	351	359
	CENTRAL ZONE										
42	BHOPAL	4	20		52	72	11		77	88	160
43	GWALIOR	2					71		9	80	80
44	HYDERABAD	4			7	7	14		129	143	150
45	INDORE	1					40			40	40
46	JABALPUR	3			3	3	14	28	75	117	120
47	JAIPUR	2					40		40	80	80
48	NAGPUR	4					53	14	93	160	160
49	RAIPUR	3	7			7	35	16	53	104	111
50	UDAIPUR	2		16		16	1	43	20	64	80
	Total - CZ	25	27	16	62	105	279	101	496	876	981
	Grand Total	134	124	139	385	648	1447	242	2928	4617	5265

Table - VII
Regional Directoratewise Distribution of workers Trained (Special Seminars)
During April-2012 To March-2013

Regional Directorate	No. of Programmes	Male				Female				Grand Total
		SC	ST	Other	Total	SC	ST	Other	Total	
NORTH ZONE										
ALLAHABAD	152	821	443	276	1540	4205		515	4720	6260
BAREILLY	62	183		53	236	1829	159	248	2236	2472
CHANDIGARH	95	416		63	479	3042		256	3298	3777
DELHI	190	422		71	493	5896	252	799	6947	7440
FARIDABAD	131	151	2	48	201	4429	6	580	5015	5216
GHAZIABAD	124	581	18	166	765	3473	117	423	4013	4778
GORAKHPUR	208	1045		206	1251	5539	41	1183	6763	8014
JAMMU	74			73	73	2434	195	212	2841	2914
KANPUR	209	2559	244	396	3199	4191	40	930	5161	8360
PARWANOO	45	147	6	16	169	1366	81	140	1587	1756
Total - NZ	1290	6325	713	1368	8406	36404	891	5286	42581	50987
EAST ZONE										
ASANSOL	96	880	153	140	1173	1979	396	197	2572	3745
BARRACKPORE	192	179	71	185	435	5871	645	687	7203	7638
BERHAMPUR	102	597	173	304	1074	1841	387	586	2814	3888
BHUBANESHWAR	141	492	319	110	921	2741	1458	510	4709	5630
DHANBAD	91	554	529	187	1270	1251	804	315	2370	3640
JAMSHEDPUR	146	398	473	132	1003	1223	3357	243	4823	5826
KOLKATA	156	409	137	162	708	4170	571	722	5463	6171
MUZAFFARPUR	110	531	10	300	841	2822	10	735	3567	4408
RANCHI	85	44	506	46	596	203	2455	85	2743	3339
ROURKELA	209	453	1614	23	2090	1957	3827	249	6033	8123
Total - EZ	1328	4537	3985	1589	10111	24058	13910	4329	42297	52408
WEST ZONE										
AHMEDABAD	150	109	90	69	268	4409	817	640	5866	6134
BARODA	129	465	208	140	813	2102	1802	399	4303	5116
GOA	76					274	1678	945	2897	2897
MUMBAI	88	26	5	31	62	2570	333	381	3284	3346
PUNE	201	148	26	59	233	5917	417	897	7231	7464
RAJKOT	96	44		60	104	2697	188	543	3428	3532
THANE	107	89	808	52	949	908	1720	369	2997	3946
Total - WZ	847	881	1137	411	2429	18877	6955	4174	30006	32435
SOUTH ZONE										
BANGALORE	151	209	17	70	296	4337	558	815	5710	6006
CHENNAI	178	24	12	53	89	6002	854	416	7272	7361
COCHIN	181	460	17	66	543	4940	577	1147	6664	7207
COIMBATORE	176	90	133	12	235	4972	1108	583	6663	6898
HUBLI	151	50	11	21	82	3328	1969	661	5958	6040
KOZHIKODE	82	191	47	3	241	2148	360	434	2942	3183
MADURAI	202	192	221	106	519	5756	1062	1012	7830	8349
MANGALORE	69	12	11	24	47	1502	511	563	2576	2623
VIJAYAWADA	175	56	19	75	150	5067	1253	603	6923	7073
VISAKHAPATNAM	114	34	274	64	372	1573	2124	449	4146	4518
Total- SZ	1479	1318	762	494	2574	39625	10376	6683	56684	59258
NORTH EAST ZONE										
GUWAHATI	78	29	363	40	432	984	1544	121	2649	3081
IMPHAL	46	76	227	68	371	333	366	750	1449	1820
TINSUKIA	135	13	4	49	66	2648	1898	738	5284	5350
SILIGURI	47	202	247	38	487	697	545	182	1424	1911
Total -NEZ	306	320	841	195	1356	4662	4353	1791	10806	12162
CENTRAL ZONE										
RAIPUR	120	272	386	169	827	2078	928	493	3499	4326
BHOPAL	174	863	482	168	1513	3888	772	579	5239	6752
INDORE	51	48	7		55	1685	192	46	1923	1978
JABALPUR	78	360	430	110	900	786	1124	310	2220	3120
GWALIOR	86	11		104	115	2512	355	294	3161	3276
JAIPUR	83	128	82	70	280	2052	550	391	2993	3273
UDAIPUR	85	14	488	31	533	389	2297	202	2888	3421
HYDERABAD	184	84	6	45	135	5437	764	796	6997	7132
NAGPUR	193	458	243	109	810	4180	1762	323	6265	7075
Total - CZ	1054	2238	2124	806	5168	23007	8744	3434	35185	40353
Grand Total	6304	15619	9562	4863	30044	146633	45229	25697	217559	247603

Table - VIII
Zonewise Distribution of Trainers and Workers Trained (2012-13)

Sr. No.	Regional Directorate	No. of Trainers Trained			No. of Participants in PDP			No. of Workers Trained in ULC's		
		Pub. Sec.	Pvt. Sec.	Total	Pub. Sec.	Pvt. Sec.	Total	Pub. Sec.	Pvt. Sec.	Total
1	ALLAHABAD				17	10	27			
2	BAREILLY				80	14	94	27	3	30
3	CHANDIGARH				18	6	24	16	4	20
4	DELHI				13	10	23	48	27	75
5	FARIDABAD				19	0	19	20	0	20
6	GHAZIABAD	21	-	21	0		0	30	15	45
7	GORAKHPUR						0	14	1	15
8	JAMMU				22		22			0
9	KANPUR	19	4	23	40		40	18	12	30
10	PARWANOO				20	2	22			0
	EAST ZONE						0			0
11	ASANSOL						0			0
12	BARRACKPORE				21	10	31	30	50	80
13	BERHAMPUR				25	15	40			0
14	BHUBANESHWAR				0		0	21	10	31
15	DHANBAD					20	20	125		125
16	JAMSHEDPUR				0	14	14	20		20
17	KOLKATA				16	7	23	18	2	20
18	MUZAFFARPUR				26		26	0		0
19	RANCHI				22	6	28	0		0
20	ROURKELA				0		0			0
	WEST ZONE						0			0
21	AHMEDABAD				10		10			0
22	BARODA				16	16	32	127	50	177
23	GOA						0			0
24	MUMBAI						0	130	50	180
25	PUNE				12	10	22	205	60	265
26	RAJKOT				17	4	21	24	4	28
27	THANE	14	12	26			0	70	66	136
	SOUTH ZONE						0			0
28	BANGALORE	22	9	31	17	2	19	136	107	243
29	CHENNAI	21	4	25	20		20	273	0	273
30	COCHIN						0	26		26
31	COIMBATORE				16		16			0
32	HUBLI	7	1	8	0		0		35	35
33	KOZHIKODE				13		13			0
34	MADURAI	8	7	15	0		0	111	78	189
35	MANGALORE				12	9	21			0
36	VIJAYAWADA				0		0			0
37	VISAKHAPATNAM				0		0			0
	NORTH EAST ZONE						0			0
38	GUWAHATI				35	25	60			0
39	IMPHAL				75	15	90			0
40	TINSUKIA				89	30	119			0
41	SILIGURI				50	10	60			0
	CENTRAL ZONE						0			0
42	RAIPUR				17	3	20	50	49	99
43	BHOPAL					21	21			0
44	INDORE				27	2	29	18	6	24
45	JABALPUR				18	5	23			0
46	GWALIOR				19	9	28			0
47	JAIPUR				19		19	26	3	29
48	UDAIPUR				17		17			0
49	HYDERABAD	34	2	36	25		25	26	50	76
50	NAGPUR	12	7	19	20		20	20	7	27
	Grand Total	158	46	204	883	275	1158	1629	689	2318

Table - IX
Industrywise Break-up of Trainers and Workers Trained (2012-13)

Sr. No.	Item Industry	Trainers			Workers (Unit Level Classes)		
		Pub. Sector	Pvt. Sector	Total	Pub. Sector	Pvt. Sector	Total
1	Agriculture	7		7	35	15	50
2	Sugar	3		3	23	21	44
3	Food and Drinks	1		1	42	7	49
4	Mining(Metallic)	0			125		125
5	Mining(Non-Metallic)	2	1	3	36		36
6	Textile and Hosiery	7		7	25	48	73
7	Jute	8	3	11		39	39
8	Engineering	5		5	180		180
9	Chemicals	9		9	12		12
10	Printing & Publishing	4	2	6	87		87
11	Cement	2	0	2	33	9	42
12	Glass and Potteries	4		4		35	35
13	Rubber and Rubber Product	7	2	9	55		55
14	Transport	13	3	16	118		118
15	Ports and Docks	9	10	19	29	2	31
16	Commercial Service	4	1	5	21	3	24
17	Govt.& Local Bodies	16		16	135	16	151
18	Electricity & Power	9		9	190		190
19	Petroleum	0			32	90	122
20	Electronics	7		7	26	12	38
21	Defence	17	4	21	174		174
22	Banking	3		3	23		23
23	Miscellaneous	29	12	41	516	104	620
	Grand Total . .	166	38	204	1917	401	2318

Table - X
Refresher Courses for Trainers During (5 days) (2012-13)

Sr. No.	Regional Directorate	No. of Programmes	Male				Female				pub. sec.	pvt. sec.	Grand Total
			SC	ST	Other	Total	SC	ST	Other	Total			
	NORTH ZONE												
1	DELHI	1			12	12							12
	SOUTH ZONE												
1	BANGALORE	1			15	15					15		15
2	CHENNAI	1	2		24	26					26		26
3	HYDERABAD	1	1		19	20	1		5	6	22	4	26
	Central Zone												
1	NAGPUR	1	4	3	5	12					12		12
	Grand Total ..	5	7	3	75	85	1	0	5	6	75	16	91

Table - XI
Personality Development Programme (21 days) during April, 2012 to March 2013

Sr. No.	Regional Directorate	No. of Programmes	Male				Female				Grand Total
			SC	ST	Other	Total	SC	ST	Other	Total	
NORTH ZONE											
1	ALLAHABAD	1	7		20	27					27
2	BAREILLY	3	1		12	13	6		75	81	94
3	CHANDIGARH	1			24	24				0	24
4	DELHI	1		4	18	22			1	1	23
5	FARIDABAD	1	4	1	14	19				0	19
6	GHAZIABAD					0				0	0
7	GORAKHPUR					0				0	0
8	JAMMU	1	1	1	16	18			4	4	22
9	KANPUR	1	9	2	28	39			1	1	40
10	PARWANOO	1	3		5	8	4		10	14	22
	Total - NZ	10	25	8	137	170	10	0	91	101	271
EAST ZONE											
11	ASANSOL					0				0	0
12	BARRACKPORE	1		2	22	24	1	2	4	7	31
13	BERHAMPUR	1				0	9	6	25	40	40
14	BHUBANESHWAR					0				0	0
15	DHANBAD	1	1		19	20				0	20
16	JAMSHEDPUR	1		2	10	12		1	1	2	14
17	KOLKATA	1	2		10	12		1	10	11	23
18	MUZAFFARPUR	1			26	26				0	26
19	RANCHI	1	2	1	25	28				0	28
20	ROURKELA					0				0	0
	Total - EZ	7	5	5	112	122	10	10	40	60	182
WEST ZONE											
21	AHMEDABAD	1				0	3		7	10	10
22	BARODA	2				0	4		28	32	32
23	GOA					0				0	0
24	MUMBAI	0				0				0	0
25	PUNE	1			22	22				0	22
26	RAJKOT	1	2		18	20	1			1	21
27	THANE	0				0				0	0
	Total - WZ	5	2	0	40	42	8	0	35	43	85
SOUTH ZONE											
28	BANGALORE	1	3		2	5	4	0	10	14	19
29	CHENNAI	1	5	2	13	20				0	20
30	COCHIN	0				0				0	0
31	COIMBATORE	1			16	16				0	16
32	HUBLI	0				0				0	0
33	KOZHIKODE	1	1	0	7	8	1		4	5	13
34	MADURAI	0				0				0	0
35	MANGALORE	1			8	8			13	13	21
36	VIJAYAWADA	0				0				0	0
37	VISAKHAPATNAM	0				0				0	0
	Total- SZ	5	9	2	46	57	5	0	27	32	89
NORTH EAST ZONE											
38	GUWAHATI	2			1	1	7	7	45	59	60
39	IMPHAL	3				0			90	90	90
40	TINSUKIA	4				0	12	45	62	119	119
41	SILIGURI	2	1	3	10	14	4	21	21	46	60
	Total -NEZ	11	1	3	11	15	23	73	218	314	329
CENTRAL ZONE											
42	RAIPUR	1			3	3	1		16	17	20
43	BHOPAL	1	3	2	16	21				0	21
44	INDORE	1	2	3	22	27			2	2	29
45	JABALPUR	1	3	1	18	22	1			1	23
46	GWALIOR	1	3		24	27			1	1	28
47	JAIPUR	1	3	2	9	14	1		4	5	19
48	UDAIPUR	1	1		16	17				0	17
49	HYDERABAD	1	6	2	17	25				0	25
50	NAGPUR	1				0	17		3	20	20
	Total - CZ	9	21	10	125	156	20	0	26	46	202
	Grand Total	47	63	28	471	562	78	83	437	596	1158

Table - XII
Progress Report of Training Programmes During April-2012 To March-2013

Activity (1)	Annual Target (2)	No. of Progs. (3)	Male				Female				Grand Total (12)
			SC (4)	ST (5)	Other (6)	Total (7)	SC (8)	ST (9)	Other (10)	Total (11)	
ORGANISED SECTOR											
NATIONAL LEVEL											
NORTH EAST NATIONAL LEVEL (5 Days)	4	13	12	50	191	253	12	28	97	137	390
REGIONAL LEVEL											
TRAINING OF TRAINERS (45 Days)	10	9	38	6	133	177	8	3	16	27	204
PERSONALITY DEVELOPMENT PROGRAMME (21 Days)	50	38	62	25	460	547	69	27	246	342	889
REFRESHER COURSES FOR TRAINERS (5 Days)	18	5	7	3	75	85	1		5	6	91
NEED BASED SEMINAR (2 Days)	459	338	748	417	5674	6839	198	333	1161	1692	8531
SELF GENERATION OF FUNDS PROGRAMMES (3 Days) INCLUDING CTPG		9	15		139	154			40	40	194
WORKERS PARTICIPATION IN MANAGEMENT (3 Days)	31	13	55	5	294	354	2		20	22	376
SPECIAL SELF GENERATION OF FUNDS PROGRAMMES (2 Days)	4										
JOINT EDUCATIONAL PROGRAMME (1 Days)	459	536	966	398	9879	11243	172	86	1707	1965	13208
PERSONALITY DEVELOPMENT PROGRAMME (10 Days)	20	9	1	3	11	15	7	56	191	254	269
UNIT LEVEL											
UNIT LEVEL CLASSES (PT) (45 Days)	50	88	182	64	1734	1980	40	27	243	310	2290
UNIT LEVEL CLASSES (FT) (21 Days)		1			23	23			5	5	28
JOINT EDUCATIONAL PROGRAMMES (2 Days)	306	232	624	233	4473	5330	94	60	545	699	6029
SELF GENERATION OF FUNDS PROGRAMMES (2 Days)	302	205	322	202	3422	3946	30	14	275	319	4265
SELF GENERATION OF FUNDS PROGRAMME (1 Days)	306	205	377	184	3127	3688	25	17	223	265	3953
FUNCTIONAL ADULT LITERACY CLASSES (180 Days)	153	17	27	1	242	270	37	9	50	96	366
QUALITY OF LIFE PROG.(ORG.) (4 Days)	15	8	32	4	121	157	32	4	121	157	314
QUALITY OF LIFE PROG.(ORG.) (2 Days)	153	90	181	216	1203	1600	181	216	1203	1600	3200
PLANT LEVEL PROGRAMME (1 Days)	306	229	574	195	4254	5023	164	117	687	968	5991
Total . .	2646	2045	4223	2006	35455	41684	1072	997	6835	8904	50588

Table - XII—contd.

(1)	(2)	(3)	(4)	(5)	(6)	(7)	(8)	(9)	(10)	(11)	(12)
UNORGANISED SECTOR											
UNORGANISED SECTOR PROGRAMMES) (4 Days)	153	134	124	139	385	648	1447	242	2928	4617	5265
QUALITY OF LIFE PROG.(UNORG.) (4 Days)	155	99	647	277	1008	1932	647	277	1008	1932	3864
QUALITY OF LIFE PROG.(UNORG.) (2 Days)	304	226	1464	465	2453	4382	1464	465	2453	4382	8764
ONE DAY RE-TRG.PROG.(UNORGANISED) (1 Days)	153	152	240	104	446	790	3020	602	4360	7982	8772
STATE LEVEL N.E. (3 Days)	65	39	59	174	385	618	22	191	339	552	1170
WEAKER SECTION											
WEAKER SECTION (4 Days)	153	129	25	31	66	122	1763	485	2686	4934	5056
STONE QUARY WORKERS (2 Days)	10	10	61		22	83	228	1	82	311	394
SPECIAL SEMINAR											
SPL. PROGRAMME FOR UNORGANISED SECTOR (2 Days)	420	341	362	154	1334	1850	3447	658	7430	11535	13385
SPL. PROGRAMME FOR WOMEN WORKERS (2 Days)	150	183					2042	527	4614	7183	7183
SPL.PROGRAMME FOR PARENTS OF CHILD LABOUR (2 Days)	153	120	236	121	320	677	1871	314	1747	3932	4609
SPL.PROGRAMME FOR CHILD LABOUR (2 Days)	153	119	840	249	1050	2139	938	245	1329	2512	4651
SPL. PROGRAMME FOR SC/ST WORKERS (2 Days)	5700	5020	13273	8743		22016	133099	42245		175344	197360
SPL.PROGRAMME LABOUR WELFARE & DEVELOPMENT (2 Days)	459	441	573	144	1116	1833	4743	1035	9731	15509	17342
PANCHAYAT RAJ (2 Days)	153	77	335	151	914	1400	493	205	675	1373	2773
SPL. PROGRAMMES FOR WEAVERS (2 Days)		3			129	129			171	171	300
SPL./PACKAGE FOR N.E. REGI											
SPECIAL N.E. (2 Days)		2	5	22	28	55	-	-	-	-	55
SPL. PROG. PANCHAYATIRAJ N.E (3 Days)	65	26	40	35	366	441	36	34	256	326	767
Total ..	8246	7121	18284	10809	10022	39115	155260	47526	39809	242595	281710
RURAL SECTOR											
RURAL AWARENESS CAMP (2 Days)	918	902	1255	734	3309	5298	8116	3256	18918	30290	35588
CONSCIENTIZATION CAMP FOR RURAL (4 Days)	153	123	154	84	300	538	1392	393	2533	4318	4856
ONE DAY RE-TRG. PROG (RURAL) (1 Days)	153	124	342	183	687	1212	1898	720	3162	5780	6992
MAHATMA GANDHI NATIONAL RURAL EMPLOYMENT (2 Days)		5	19	64	64	147	13	20	53	86	233
MGNREGA DISTRICT LEVEL (2 Days)	306	74	196	86	760	1042	97	80	240	417	1459
MGNREGA											
MGNREGA VILLAGE LEVEL (2 Days)	459	457	1124	437	2185	3746	4599	1727	8200	14526	18272
MGNREGA BLOCK LEVEL (2 Days)	306	236	2642	961	3648	7251	5974	2179	7638	15791	23042
Total ..	2295	1921	5732	2549	10953	19234	22089	8375	40744	71208	90442
Grand Total ..	13187	11087	28239	15364	56430	100033	178421	56898	87388	322707	422740

Table - XIII
Workers Trained Functional Adult Literacy Classes 2012-13

Sr. No.	Category	No. of Programmes	Male				Female				Grand Total
			SC	ST	Oth.	Total	SC	ST	Oth.	Total	
1	Mining	1	2	1	17	20					20
2	Coal	2					11	9	16	36	36
3	Transport	1	5		15	20	6		14	20	40
4	Electronic	3	10		60	70					70
5	Printing	3			20	20	20		20	40	60
6	Defence	2	5		45	50					50
7	Electricity & Power	1	2		18	20					20
8	Other	4	3		67	70					70
	TOTAL ..	17	27	1	242	270	37	9	50	96	366

Table - XIV
Printed / Reprinted
Textual/Pictorial/Continuing Booklets upto 31.03.2013

Sr. No. (1)	Language (2)	By 31 st March, 2012		2012-2013		Total	
		Printed (3)	Reprinted (4)	Printed (5)	Reprinted (6)	Printed (7)	Reprinted (8)
1	English	117	60	-	-	117	60
2	Assamese	87	22	-	-	87	22
3	Bengali	110	59	-	-	110	59
4	Gujarati	36	44	-	-	36	44
5	Hindi	134	105	-	-	134	105
6	Kannada	86	52	-	-	86	52
7	Malayalam	95	74	-	-	95	74
8	Marathi	107	92	-	-	107	92
9	Oriya	87	28	-	-	87	28
10	Punjabi	82	21	-	-	82	21
11	Tamil	119	186	-	-	119	186
12	Telugu	109	57	-	-	109	57
13	Urdu	86	28	-	-	86	28
14	Nepali	5	-	-	-	5	-
15	Manipuri	3	4	-	-	3	4
	Total ..	1263	832	-	-	1263	832

Table - XV
Grants-in-Aid to trade Union Organisations and other Bodies/Institutions as on 31st March, 2013

Sr. No.	Organisation	No. of Union	Amount paid Upto 31st March, 2012	Amount paid from April, 12 to March, 2013	Total Amount paid upto March, 2013	Workers Trained upto March, 2013
(1)	(2)	(3)	(4)	(5)	(6)	(7)
1	Bharatiya Mazdoor Sangh (BMS)	168	3,225,707.43	101,025.00	3,326,732.43	48964
2	Indian National Trade Union Congress (INTUC)	353	5,510,294.00	31,860.00	5,542,154.00	164872
3	All Indian Trade Union Congress (AITUC)	160	3,423,073.03		3,423,073.03	86645
4	Hind Mazdoor Sabha (HMS)	111	3,063,575.82	39,699.00	3,103,274.82	89625
5	Centre of Indian Trade Union	16	91,564.04	..	91,564.04	2699
6	United Trade Union Congress	8	30,071.05	..	30,071.05	2522
7	National Front of India Trade Union	15	166,405.67	..	166,405.67	10743
8	National Labour Organisation	27	1,130,237.76	..	1,130,237.76	32848
9	Hind Mazdoor Panchayat	15	44,062.25	..	44,062.25	2555
10	Hind Khet Mazdoor Panchayat	1	118,976.00		118,976.00	1960
11	NATIONAL FEDERATION					-
	a All India Port & Dock Workers Federation	3	71,159.95	..	71,159.95	1458
	b All India Defence Employees Federation	28	459,934.64	..	459,934.64	20763
	c All India Chemical & Pharmaceutical Employees Association	1	2,109.75	..	2,109.75	83
	d All India P & T Employees Federation	1	3,177.00	..	3,177.00	225
	e All India Railwaymen's Federation	1	17,106.15	..	17,106.15	519
	f All India Electricity Employees Federation	2	121,184.23	..	121,184.23	3402
	g Indian National Metal Workers Federation	1	26,781.90	..	26,781.90	454
	h National Federation of Employees of the Government of India Printing & Stationery.	1	4,574.70		4,574.70	262
	i All India Reserve Bank Workers Federation	3	8,331.60	..	8,331.60	159
	j All India Medical & Health Employees Federation, Kolkata	1	693.00	..	693.00	40
	k All India Insurance Corporation Federation	6	48,774.95	..	48,774.95	784
	l All Confederation of CGO Association	1	1,444.50	..	1,444.50	40
	m All India Ban Employees Federation	4	11,894.00	..	11,894.00	1256
	n All India Contonment Employees Federation	1	3,082.50	..	3,082.50	82
	o All India Newspaper Employees Federation	1	17,755.90	..	17,755.90	400
	p L. P.F. (State Level Federation)	3	78,345.65		78,345.65	2231
12	S.L.F. (State Level Federation)	60	406,313.70		406,313.70	26600
13	Independent Trade Unions	283	3,790,150.10	118,800.00	3,908,950.10	114267
14	Educational Institutions	15	74,089.41		74,089.41	7196
15	Other Bodies registered under the Societies Registration Act XXI of 1860	213	3,666,950.94	470,925.00	4,137,875.94	54372
	TOTAL ..	1503	25,617,821.62	762,309.00	26,380,130.62	678026

Table - XVI
Number of Education Officers, Trainers and Workers Trained (1958- 2013)

Plan/Year	Education Officers	Trainers	Personality Development Programmes	Workers in			Workers in			
				Unit Level Classes	Short Term Programme	Rural Volunteers	Rural Awareness Camp	Unorganised sector Camp	Functional Adult Literacy Classes	By Grantees
(1)	(2)	(3)	(4)	(5)	(6)	(7)	(8)	(9)	(10)	(11)
Second Plan (1958-61)	100	1070	..	9070	0
Third Plan (1961-66)	217	6340	..	309470	2371
Annual Plan (1966-69)	59	9055	..	419823	105975	9187
Fourth Plan (1969-74)	36	14856	..	802394	307591	72987
Fifth Plan (1974-78)	44	15166	..	720458	485594	..	6214	110393
Annual Plan (1978-79)	46	3955	..	213677	91306	..	7386	25417
Annual Plan (1979-80)		3927	..	185891	38563	..	17671	5241	4149	25911
Sixth Plan (1980-85)	56	15984	3087	667160	32970	589	268556	86691	116551	124106
Seventh Plan (1985-90)	78	6588	19677	279194	170485	236	451936	60027	64749	123121
Annual Plan (1990-91)		1209	3957	52385	46041	169	139798	17138	13607	15056
Annual Plan (1991-92)	24	1305	3904	52424	47504	124	136861	18321	9972	15544
Eight Plan (1992-97)	75	5721	17397	230281	240562	1054	494239	84909	40258	59424
Ninth Plan (1997-2002)		2737	16495	112171	706939	149	403588	187672	9310	36926
Tenth Plan (2002-2007)	81	1470	10606	28071	336173	0	516765	623111	1698	30369
Eleventh Plan (2007-2012)		1134	7275	15361	279644	0	500276	700630	343	24922
Annual Plan (2012-13)	-	204	1158	2318	46542	0	90442	281710	366	2322
Total ..	816	90721	83556	4100148	2935889	2321	3033732	2065450	261003	678056

ANNUAL ACCOUNTS

for the
FINANCIAL YEAR
2012-2013



CENTRAL BOARD FOR WORKERS EDUCATION

Ministry of Labour & Employment, Government of India

North Ambazari Road, Nagpur-440 033.



भारतीय लेखा एवं लेखा परीक्षा विभाग
INDIAN AUDIT & ACCOUNTS DEPARTMENT
 महानिदेशक लेखा परीक्षा (केंद्रीय) का कार्यालय
OFFICE OF THE DIRECTOR GENERAL OF AUDIT (CENTRAL)

सी-२५, ऑडिट भवन, आयकर भवन के पिछे,
C-25, AUDIT BHAVAN, BEHIND INCOME TAX BLDG.,
 बांद्रा-कुर्ला संकुल, बांद्रा; (पुर्व), मुंबई-४०० ०५१.
BANDRA, KURLA COMPLEX, MUMBAI-400 051.

टेली./Tel : (EPABX) (022)-2657 1741-2-5-36-2906 फैक्स/ FAX : 2657 2451

E.Mail-pdacentralMumbai@cag.gov.in

क्र.म.नि.(के.)/न.एवं.स्वा.नि./चार्ज-बी/सी बी डब्ल्यू ई/SAR-12-13

दिनांक :

सेवा में,
 सचिव भारत सरकार,
 श्रम एवं रोजगार मंत्रालय,
 श्रम शक्ती भवन, रफी मार्ग,
 नई दिल्ली-११० ००१.

विषय - SAR CBWE Nagpur for the year 2012-13.

महोदय,

उपरोक्त विषय पर इस कार्यालय का पत्र आगे की कारवाई हेतु इस पत्र के साथ संलग्न किया जा रहा है ।

भवदीय,

हस्ता/-

वरीष्ठ लेखापरीक्षा अधिकारी/ना.एवं.स्वा.नि.(मु.)

क्र.म.नि.(के.)/न.एवं.स्वा.नि./चार्ज-बी/सी बी डब्ल्यू ई/SAR-12-13/1232 (A) दिनांक : १५-०१-२०१४

प्रति : (१) डायरेक्टर,

केन्द्रीय श्रमिक शिक्षा बोर्ड, उत्तर अंबाझरी मार्ग, नागपुर,-४४० ०३३.

(२) प्रिंसिपल डायरेक्टर (ए बी)

भारत के नियंत्रक एवं महालेखापरीक्षक का कार्यालय, दीन दयाल उपाध्याय मार्ग, नई दिल्ली-११० १२४.

वरीष्ठ लेखापरीक्षा अधिकारी/ना.एवं.स्वा.नि.(मु.)



**INDIAN AUDIT & ACCOUNTS DEPARTMENT
OFFICE OF THE DIRECTOR GENERAL OF
AUDIT (CENTRAL)**

C-25, AUDIT BHAVAN, BEHIND INCOME TAX BLDG.,
BANDRA (E.), KURLA COMPLEX, MUMBAI-400 051.

Telephone : (022) 2657 2951 (Direct)

EPABX : 2657 1750/41/42/36; FAX : 657 2951/657 2451

No. DGA(C)MUM/C&AB/B/SAR/2012-13/CBWE-Nag./

Date :

To,

The Secretary to the Government of India,
Ministry of Labour and Employment,
New Delhi-110 001.

Sub :—Separate Audit Report on the Accounts of CBWE, Nagpur, for the year 2012-13.

Sir,

Please find enclosed the Separate Audit Report on the accounts of Central Board for Workers Education, Nagpur for the year ended 31 March 2013 along with the following documents for being laid on the Table of both the Houses of Parliament.

- (i) Statement of Accounts
- (ii) Audit Report-cum-Audit Certificate in English along with annexure

Copies of the documents as presented to the Parliament may please be forwarded to this office with an intimation regarding the date of their presentation to both the Houses of Parliament.

Please acknowledge the receipt.

Yours faithfully,

Sd/-

Director/C & AB

No. DGA(C)MUM./C&AB/B/SAR/2012-13/CBWE-Nag./1232 (A)

Date 15-01-2014

Copy along with the Annual Accounts for the year ended 31 March 2013 together with Audit Certificate in English is forwarded to The Director, CBWE Nagpur for information and necessary action. The date/s of presentation of the documents to the Parliament and a copy thereof may kindly be furnished to this office.

Director /C&AB

Separate Audit Report of the Comptroller and Auditor General of India on the Accounts of the Central Board for Workers Education, Nagpur for the year ended 31st March 2013.

1. We have audited the attached Balance Sheet of the **Central Board for Workers Education (CBWE), Nagpur** as at 31st March 2013, the Income and Expenditure Account and Receipt and Payment Account for the year ended on that date under Section 20 (1) of the Comptroller and Auditor General's (Duties, Powers and Conditions of Service) Act, 1971. The audit has been entrusted for the period up to 2012-13. These financial statements are the responsibility of the Board's management. Our responsibility is to express an opinion on these financial statements based on our audit.
2. This Separate Audit Report contains the comments of the Comptroller and Auditor General of India (CAG) on the accounting treatment only with regard to classification, conformity with the best accounting practices, accounting standards and disclosure norms, etc. Audit observations on financial transactions with regard to compliance with the Law, Rules and Regulations (Propriety and Regularity) and efficiency-cum-performance aspects, etc., if any, are reported through Inspection Reports/CAG's Audit Reports separately.
3. We have conducted our audit in accordance with auditing standards generally accepted in India. These standards require that we plan and perform the audit to obtain reasonable assurance about whether the financial statements are free from material misstatements. An audit includes examining, on a test basis, evidences supporting the amounts and disclosures in the financial statements. An audit also includes assessing the accounting principles used and significant estimates made by management, as well as evaluating the overall presentation of financial statements. We believe that our audit provides a reasonable basis for our opinion.
4. Based on our audit, we report that :
 - (i) We have obtained all the information and explanations, which to the best of our knowledge and belief were necessary for the purpose of our audit;
 - (ii) The Balance Sheet, Income and Expenditure Accounts and Receipt and Payment Account dealt with by this report have been drawn up in the format approved by the Government of India (Ministry of Finance).
 - (iii) In our opinion, proper books of accounts and other relevant records have been maintained by the Board as required under Rule 20 (i) of its Rules and Regulations in so far as it appears from our examination of such books.
 - (iv) We further report that

COMMENTS ON ACCOUNTS

A Balance Sheet

A.1. Liabilities

A.1.1.1 Current Liabilities and Provision-Rs. 1230.07 lakh (Sch-7)

This includes an unspent balance of plan grants of Rs. 275.36 lakh. This amount should have been included in Schedule 3 Earmarked/Endowment funds in line with Common format of Accounts. Thus the Current Liabilities and Provisions stands overstated by Rs. 275.36 lakh with corresponding understatement of Schedule-3 Earmarked/Endowment Funds.

A.1.1.2 This includes an amount of Rs. 36 lakh due on account of HBA revolving funds as well as an amount of Rs. 71.87 lakh received on account of house building advance and interest earned. This amount is in the nature of Fund and should have been included in Schedule-3 Earmarked/Endowment funds. Thus the current Liabilities and Provisions stands overstated by Rs. 107.87 lakh with corresponding understatement of Schedule-3 Earmarked/Endowment funds.

B. General

1. No provision has been made towards liability for payment to employees on account of pension gratuity and leave encashment and the liability has also not been estimated and disclosed.
2. TDS deducted but receivable of Rs. 32.69 lakh is not claimed in the Income Tax return under section 139 of Income Tax Act 1961.

C. Grants-in-aid

Out of the grants-in-aid of Rs. 6762.23 lakh (Plan Grant MGNREGA grant Rs. 1561.56 lakh and Non Plan grant of Rs. 5156.25 lakh received during the year 2012-13 and unspent balance of Rs. 44.42 lakh of 2011-12), the Board has utilized a sum of Rs. 5917.76 lakh leaving an unspent balance of Rs. 844.47 lakh as on 31st March 2013.

D. Management letter

Deficiencies which have not been included in the Audit Report have been brought to the notice of the Board through a management letter, issued separately for remedial/corrective action.

- (v) Subject to our observations in the preceding paragraphs, we report that the Balance Sheet, the Income and Expenditure Account and Receipt and Payment Accounts dealt with by this report are in agreement with the books of accounts.
- (vi) In our opinion and to the best of our information and according to the explanations given to us the said financial statements, read together with the Accounting Policies and Notes on Accounts, and subject to the significant matters stated above and other matters mentioned in Annexure to this Audit Report, give a true and fair view in conformity with accounting principles generally accepted in India :
 - (a) In so far as it relates to the Balance Sheet, of the State of affairs of the Central Board for Workers Education, Nagpur as at 31st March, 2013 ; and
 - (b) In so far as it relate's to the Income and Expenditure Account, of the surplus for the year ended on that date.

**For and on behalf of the
Comptroller & Auditor General of India**

Director General of Audit (Central)

Place : Mumbai

Date : 15-1-2014

ANNEXURE

1.	Adequacy of Internal Audit System The Internal Audit System is not adequate and commensurate with the size and nature of the Board.
2.	Adequacy of Internal Control System The overall internal control system is adequate and is commensurate with the size and nature of the Institute for areas seen in audit.
3.	Physical verification of fixed assets Physical verification of fixed assets was conducted during the year 2012-13.
4.	Physical verification of inventory : Institute does not maintain any Inventory.
5.	Regularity in payment of statutory dues Institute is regular in payment of statutory dues.

Sd/-

Director General of Audit (Central), Mumbai.



K. P. SASIDHARAN

Director General of Audit (central)

INDIAN AUDIT & ACCOUNTS DEPARTMENT
महानिदेशक लेखा परीक्षा, केन्द्रीय, मुंबई - ४०० ०५१.

AUDIT BHAVAN, C-25, BANDRA-KURLA
COMPLEX, BANDRA (EAST), MUMBAI - 400 051.

Tel. No. (022) 2657 2578 Fax No. : 2657 2451

E-mail : pdacentralMumbai@cag.gov.in

**D.O. No. DGA(C)/MUM./C & AB/ Management
Letter/CBWE/12-13/1233**

Date : January 15 , 2014.

Dear Shri Padhy,

I have audited the annual accounts of the Central Board for Workers Education, Nagpur for the year 2012-13 and have issued the Audit Report on 15-1-2014. During the course of audit the following deficiencies as which have not been included in the Audit Report were also noticed and are brought to your notice for corrective and remedial action.

A Balance Sheet

A.1 Liabilities

A1.1 Corpus/Capital Fund(Sch-1) - Rs. 13,88,72,070.80

A.1.1.1 This includes an amount of Rs. 5,15,000, towards SGF account. This amount should have been included in Schedule 3 Earmarked/Endowment funds. Thus such the Current Liabilities & Provisions stands overstated by Rs. 5, 15, 000 with corresponding understatement of Schedule-3 Earmarked/Endowment Funds.

A.1.1.2 This includes a grant of Rs. 7,25,077 received from Union Bank of India for conducting training Jangipur Parlimentary Constituency in West Bengal. This amount should have been included in Schedule 3 Earmarked/ Endowment funds in line with Common format of Accounts and Accounting Standard 12. As such the Current Liabilities & Provisions stands overstated by Rs. 7,25,077 with corresponding understatement of Schedule-3 Earmarked/Endowment Funds.

B Income and Expenditure

B.1.1 Expenditure- Rs. 54,81,20,118.35

B.1.1.1 This includes a deposits with MSEDG of Rs. 1, 00, 100 being accounted as expenditure. It should have formed part of Current Assets, Loans, Advances *etc.* (Schedule-11). Failure in this regard resulted in understatement of net surplus transferred to Corpus/Capital Fund (Schedule-1) and understatement of Current Assets, Loans, Advances *etc.* (Schedule-11) by Rs. 1,00,100.

General Comment :

In Branch unit of CBWE, Kolkatta, Cash book is maintained in single column which does not show details of Bank transactions. Further, in Branch unit of CBWE, Bareilly, 65 books worth Rs. 2587.75 were damaged but such value was not deducted from book value of Library books.

Yours sincerely,

(K. P. Sasidharan)

**Shri P.K.Padhy
The Director,
Central Board for Workers Education,
North Ambazari Road,
Nagpur - 440 033.**



केन्द्रीय श्रमिक शिक्षा बोर्ड

(श्रम एवं रोजगार मंत्रालय, भारत सरकार)

उत्तर अंबाझरी मार्ग, नागपुर-४४० ०३३.

CENTRAL BOARD FOR WORKERS EDUCATION
(Ministry of Labour and Employment, Govt. of India)
North Ambazari Road, Nagpur-440 033.

तार : श्रमशिक्षा
 Gram : SHRAMSHIKSHA
 Phone : 0712-2233313
 2231155
 EPABX : 0712-2232314
 2232462
 Fax : 0712-2234458
 2232275
 email cbwengpr ngp1@rediffmail.com
 director@cbwe.nic.in
 Web site : www.cbwe.gov.in
 Unique Pin Code No.-110119

सं सीबीडब्ल्यूई/लेखा/पीडीए-एसएआर/रिप्लॉय/२०१२-१३/२०१४/

दिनांक : ४-२-२०१४

सेवा में,
 वरिष्ठ लेखापरीक्षा अधिकारी (सी एण्ड एबी)
 महानिदेशक लेखा परीक्षा (केन्द्रीय) का कार्यालय,
 सी-२५, ऑडिट भवन,
 आयकर भवन के पिछे,
 बांद्रा-कुर्ला संकुल, बांद्रा (पूर्व)
 मुंबई-४०००५१

विषय- वर्ष २०१२-१३ के लिए एसएआर सीबीडब्ल्यूई (SAR CBWE) नागपुर संबंधी

महोदय,

कृपया आपके दिनांक १५-०१-२०१४ के पत्र सं क्र.म.नि.(के.)/न.एवं.स्वा.नि./ चार्ज-बी/सीबीडब्ल्यूई/एसएआर-१२-१३/१२३२(ए) का अवलोकन करे। वित्तीय वर्ष २०१२-१३ के लिए केन्द्रीय श्रमिक शिक्षा बोर्ड के लेखा पर एस.ए.आर. संबंधी जवाब संलग्न करके भेजे जा रहे हैं। कृपया इसे प्राप्त करें।

भवदीय,

(के. एम. गुप्ता),
 निदेशक,
 केन्द्रीय श्रमिक शिक्षा बोर्ड.

संलग्न : उपर्युक्तानुसार।

Separate Audit Report of the Comptroller and Auditor General of India on the Accounts of the Central Board for Workers Education, Nagpur for the year ended 31st March, 2013.

Audit Report (1)	Reply (2)
1. We have audited the attached Balance Sheet of the Central Board for Workers Education (CBWE), Nagpur as at 31 st March 2013, the Income & Expenditure Account and Receipt & Payment Account for the year ended on that date under Section 20 (1) of the comptroller and Auditor General's (Duties, Powers & Conditions of Service) Act, 1971. The audit has been entrusted for the period up to 2012-13. These financial statements are the responsibility of the Board's Management. Our responsibility is to express an opinion on these financial statements based on our audit.	No Comments.
2. This Separate Audit Report contains the comments of the Comptroller and Auditor General of India (CAG) on the accounting treatment only with regard to classification, conformity with the best accounting practices, accounting standards and disclosure norms, etc. Audit observations on financial transactions with regards to compliance with the Law, Rules & Regulations (propriety and Regularity) and efficiency-cum-performance aspects, etc., if any, are reported through Inspection Reports/CAG's Audit Reports separately.	No Comments.
3. We have conducted our audit in accordance with auditing standards generally accepted in India. These standards require that we plan and perform the audit to obtain reasonable assurance about whether the financial statements are free from material misstatements. An audit includes examining, on a test basis, evidences supporting the amounts and disclosures in the financial statement. An audit also includes assessing the accounting principles used and significant estimates made by management, as well as evaluating the overall presentation of financial statements. We believe that our audit provides a reasonable basis for our opinion.	No Comments.
4. Based on our audit, we report that :	
i. We have obtained all the information and explanations which to the best of our knowledge and belief were necessary for the purpose of our audit;	No Comments.
ii. The Balance Sheet, Income & Expenditure Account and Receipt & Payment Account dealt with by this report have been drawn up in the format approved by the Government of India (Ministry of Finance).	No Comments.
iii. In our opinion, proper books of accounts and other relevant records have been maintained by the Board as required under Rule 20(i) of its Rules & Regulation in so far as it appears from our examination of such books.	No Comments.
iv. We further report that:	
Comments on Accounts	
A. Balance Sheet	
A.1.1 Liabilities	
A.1.1.1 Current Liabilities & Provision	
Rs. 1230.07 lakh (sch-7)	

Table—contd.

Audit Report (1)	Reply (2)
<p>This includes an unspent balance of plan grants of Rs. 275.36 lakh. This amount should have been included in Schedule 3 Earmarked/Endowment Funds in line with common format of Accounts. Thus the Current Liabilities & Provisions stands overstated by Rs. 275.36 lakh with corresponding understatement of Schedule-3 Earmarked/Endowment Funds.</p> <p>A.1.1.2</p> <p>This includes an amount of Rs. 36 lakh due on account of HBA revolving funds as well as an amount of Rs. 71.87 lakh received on account of house building advance and interest earned. This amount is in the nature of Fund and should have been included in Schedule-3 Earmarked/Endowment Funds. Thus the Current Liabilities & Provisions stands overstated by Rs. 107.87 lakh with corresponding understatement of Schedule - 3 Earmarked/ Endowment Funds.</p> <p>B. General</p> <p>1. No Provision has been made towards liability for payment to employees on account of pension gratuity and leave encashment and the liability has also not been estimated and disclosed.</p> <p>2. TDS deducted but receivable of Rs. 32.69 lakh is not claimed in the Income tax return under section 139 of Income Tax Act 1961.</p> <p>C. Grants-in-aid</p> <p>Out of the grants-in-aid of Rs. 6762.23 lakh (Plan Grants + MGNREGA grant Rs. 1561.56 lakh and Non Plan grant of Rs. 5156.25 lakh received during the year 2012-13 and unspent balance of Rs. 44.42 lakh of 2011-12), the Board has utilized a sum of Rs. 5917.76 lakh leaving an unspent balance Rs. 844.47 lakh as on 31st March 2013.</p> <p>D. Management letter</p> <p>Deficiencies which have not been included in the Audit Report have been brought to the notice of the Board through a management letter issued separately for remedial/corrective action.</p> <p>V. Subject to our observations in the preceding paragraphs. We report that the Balance sheet, the Income & Expenditure Account and Receipt & Payment Account dealt with by this report are in agreement with the books of accounts.</p>	<p>Noted for compliance.</p> <p>Noted for compliance.</p> <p>Making such provisions will be additional financial burden on Govt. of India for Grants-in-Aid. Therefore the liabilities on the account will be wiped out from yearly Non-Plan grants. Therefore, para may please be dropped.</p> <p>The TDS deposited to the Income Tax Account. In the form of Revenue to the Govt. of India and therefore Accounts statement will be corrected while preparing Accounts for 2013-14. Therefore, para may please be dropped.</p> <p>Unspent Grants will be adjusted/Surrendered during financial year 2013-14.</p>

Table—contd.

Audit Report (1)	Reply (2)
---------------------	--------------

VI. In our opinion and to the best of our information and according to the explanations given to us, the said financial statements, read together with the Accounting Policies and Notes on Accounts, and subject to the significant matters stated above and other matters mentioned in Annexure to this Audit Report, give a true and fair view in conformity with accounting principles generally accepted in India:

(a) In so far as it relates to the Balance Sheet, of the state of affairs of the Central Board for Workers Education, Nagpur as at 31st March 2013; and

(b) In so far as it relates to the Income & Expenditure Account of the surplus for the year ended on that date.

ANNEXURE

(1)	(2)
<p>1. Adequacy of internal Audit System</p> <p>The internal Audit System is not adequate and commensurate with the size and nature of the Board.</p>	<p>Observations of the Audit will be brought to the notice of Ministry with a proposal to create Internal audit wing in CBWE.</p>
<p>2. Adequacy of internal Control System</p> <p>The overall internal control system is adequate and is commensurate with the size and nature of the Institute for areas seen in audit.</p>	<p>This Internal Control System will be strengthened if Internal Audit System gets created.</p>
<p>3. Physical verification of fixed assets</p> <p>Physical verification of fixed assets was conducted during the year 2012-13.</p>	—
<p>4. Physical verification of inventory</p> <p>Institute does not maintain any Inventory.</p>	—
<p>5. Regularity in payment of statutory dues</p> <p>Institute is regular in payment of statutory dues.</p>	—

MANAGEMENT LETTER


Management Letter (1)	Reply (2)
Management letter-Deficiencies noticed in accounting records/systems internal control etc.	
A. Balance Sheet	
A.1 Liabilities	
A1.1 Corpus/Capital fund (Sch-1)- Rs. 13,88,72,070.80	
A.1.1.1 This includes an amount of Rs. 5,15,000, towards SGF account. This amount should have been included in Schedule 3 Earmarked/Endowment Funds. Thus such the current Liabilities and provisions stands overstated by Rs 5,15,000 with corresponding understatement of Schedule-3 Earmarked/Endowment Funds.	Noted for compliance, while preparing Accounts for 2013-14.
A.1.1.2 This includes a grant of Rs. 7,25,077 received from Union Bank of India for conducting training Jangipur Parliamentary Constituency in West Bengal. This amount should have been included in Schedule-3 Earmarked/Endowment Funds in line with Common Format of Accounts and Accounting Standard 12. As such the Current Liabilities and Provisions stands overstated by Rs. 7,25,077 with corresponding understatement of Schedule-3 Earmarked/Endowment Funds.	Noted for compliance, while preparing Accounts for 2013-14.
B. Income and Expenditure	
B.1.1. Expenditure- Rs. 54,81,20,118.35	
B.1.1.1 This includes a deposits with MSEDG of Rs. 1,00,100 being accounted as expenditure. It should have formed part of Current Assets, Loans, Advances etc. (Schedule-11). Failure in this regard resulted in understatement of net surplus transferred to Crops/Capital Fund (Schedule-1) and understatement of Current Assets, Loans, Advances etc. (Schedule-11) by Rs. 1,00,100.	Noted for compliance, while preparing Accounts for 2013-14.
General Comment :	
In Branch unit of CBWE Kolkatta, Cash Book is maintained in single column which does not show details of Bank transactions. Further, in Branch unit of CBWE, Bareilly, 65 books worth Rs. 2587.75 were damaged but such value was not deducted from book value of library books.	Due to inadequacy of qualified Staff in Accounts and Finance the old practice of maintaining the Books of Accounts in single column is continuing. However proposal to create post of Accountants in each Regional Office will be submitted to the Ministry so that all Regional Directorates, IWE, Mumbai and as Head Office can maintain their Accounts in double entry system in future.
	The amount will be recovered by fixing responsibility and on issue of formal sanction to dispose off the value of Library books will be deducted from book value.

CENTRAL BOARD FOR WORKERS EDUCATION, NAGPUR
BALANCE SHEET AS AT 31-3-2013

(Amount in Rs.)


CORPUS/CAPITAL FUND AND LIABILITIES (1)	Schedule (2)	Current Year	Previous Year
		Amount (3)	Amount (4)
CORPUS/CAPITAL FUND	1	138,872,070.80	129,445,863.53
RESERVES AND SURPLUS	2		
EARMARKED/ENDOWMENT FUNDS	3 & 3A	157,007,980.43	139,841,670.43
SECURED LOANS AND BORROWINGS	4
UNSECURED LOANS AND BORROWINGS	5
DEFERRED CREDIT LIABILITIES	6
CURRENT LIABILITIES AND PROVISIONS	7	123,007,439.32	131,962,539.67
Total ..		418,887,490.55	401,250,073.63

ASSETS	Schedule	Current Year	Previous Year
		Amount	Amount
FIXED ASSETS	8	51,932,498.34	58,452,802.34
INVESTMENTS - FROM EARMARKED/ ENDOWMENT FUNDS	9	8,014,291.00	45,790,506.00
INVESTMENTS - OTHERS	10	2,875,101.00	2,572,000.00
CURRENT ASSETS, LOANS, ADVANCES, ETC.	11	356,065,600.21	294,434,765.29
MISCELLANEOUS EXPENDITURE (to the extent not written off or adjusted)	
Total ..		418,887,490.55	401,250,073.63
SIGNIFICANT ACCOUNTING POLICIES	24
CONTINGENT LIABILITIES AND NOTES ON ACCOUNTS	25


(R.V. Banubakode)
Accountant
C.B.W.E., Nagpur


(Bhadi Sarkar)
(Accounts Officer)
C.B.W.E., Nagpur


(V.E. Harwate)
Additional Director i/c
C.B.W.E., Nagpur



(F.K. Padhy)
Director
C.B.W.E., Nagpur


CENTRAL BOARD FOR WORKERS EDUCATION, NAGPUR
INCOME AND EXPENDITURE ACCOUNT FOR THE PERIOD/YEAR ENDED 2012-2013

(Amount in Rs.)

INCOME	Schedule	Current Year	Previous Year
		Amount (3)	Amount (4)
(1)	(2)		
Income from Sales/Services	12
Grants/Subsidies	13	541120844.35	532133647.00
Fees/Subscriptions	14
Income from Investments	15
(Income on Invest from earmarked/endow, Funds transferred to Funds)			
Income from Royalty, Publication, etc.	16	343751.00	348240.00
Interest Earned	17
Other Income	18	6013598.37	3662817.00
CPWD Deposit Adjusted	19	295077.00	..
Depreciation		6999274.00	9308629.00
Fixed Assets Adjustment	
Total (A) ..		554772544.72	545453333.00
EXPENDITURE			
Non-Plan Expenditure	20	418899911.35	407060977.00
Plan Expenditure	21	122220933.00	125072670.00
ILO Expenditure	22
CPWD Maintenance Expenditure	23		..
Depreciation (Net Total at the year-end - corresponding to Schedule 8)		6999274.00	9308629.00
	
Total (B) ..		548120118.35	541442276.00
Balance being excess of Income over Expenditure (A-B)		6652426.37	4011057.00
Transfer to Special Reserve (Specify each)	
Transfer to / from General Reserve	
BALANCE BEING SURPLUS/(DEFICIT) CARRIED TO CORPUS/CAPITAL FUND		6652426.37	4011057.00
SIGNIFICANT ACCOUNTING POLICIES	24
CONTINGENT LIABILITIES AND NOTES ON ACCOUNTS	25


 (R.V. Sanubakode)
 Accountant
 C.B.W.E. Nagpur


 (Binod Sarkar)
 (Accounts Officer)
 C.B.W.E. Nagpur


 (V.S. Hanwate)
 Additional Director i/c
 C.B.W.E. Nagpur



 (P.K. Padhy)
 Director
 C.B.W.E. Nagpur


CENTRAL BOARD FOR WORKERS EDUCATION, NAGPUR
SCHEDULES FORMING PART OF BALANCE SHEET AS AT 31-3-2013

(Amount in Rs.)

SCHEDULE-1 CORPUS/CAPITAL FUND (1)	Current Year (2)	(3)	Previous Year (4)	(5)
Balance as at the beginning of the year	129445863.53		133493225.53	
Add: Contributions towards Corpus/ Capital Fund				
1. Building	
2. Motor & other vehicles	
3. Furnitures	78,112.00		187,369.00	
4. Office Appliances	82,698.00		173,822.00	
5. Computer/Peripherals	..		227,999.00	
6. Library Books	150,260.00		51,081.00	
7. Audio Visual Aids	167,900.00		32,900.00	
8. Deposit with CPWD	7,912,465.00		469,139.00	
9. Conveyance Advance	1,263,700.00		108,000.00	
10. Deposit to CPWD for Building	
11. Balance of net Income transferred from Income and Expenditure Account.	6,652,426.37		4,011,057.00	
12. Deposited to CPWD from Outstanding exp for last year	460,140.00	146,213,564.90	..	138,754,592.53
Total ..	146,213,564.90	146,213,564.90	138,754,592.53	138,754,592.53
Less :				
1. CPWD Deposit Adjusted / Refunded	295,077.00	
2. Deposit With Hindustan Motors	..			
3. Written Off Assets				
4. Depreciation on Fixed Assets	6,999,274.00		9,308,629.00	
5. Excess of income over exp. 2010-11			100.00	
6. Matching GIA for earlier year Adjusted	47,143.10			
Total ..	7,341,494.10	7,341,494.10	9,308,729.00	9,308,729.00
BALANCE AS AT THE YEAR -END	138,872,070.80	138,872,070.80	1,29,445,863.53	1,29,445,863.53


 (R.V. Banubakode)
 Accountant
 C.B.W.E., Nagpur


 (Bihadi Sarkar)
 (Accounts Officer)
 C.B.W.E., Nagpur


 (V.S. Hanwate)
 Additional Director i/c
 C.B.W.E. Nagpur


 (F.K. Padhy)
 Director
 C.B.W.E. Nagpur

CENTRAL BOARD FOR WORKERS EDUCATION, NAGPUR
SCHEDULES FORMING PART OF BALANCE SHEET AS AT 31-3-2013


(Amount in Rs.)

SCHEDULE-2 RESERVES AND SURPLUS (1)	Current Year (2)	(3)	Previous Year (4)	(5)
1. Capital Reserve: As per last Account Addition during the year Less : Deductions during the year				
2. Revaluation Reserve: As per last Account Addition during the year Less : Deductions during the year	Nil	Nil	Nil	Nil
3. Special Reserves: As per last Account Addition during the year Less : Deductions during the year				
4. General Reserve: As per last Account Addition during the year Less : Deductions during the year				
Total ..	Nil	Nil	Nil	Nil


 (R.V. Sanubakode)
 Accountant
 C.B.W.E. Nagpur


 (Bihadi Sarkar)
 (Accounts Officer)
 C.B.W.E. Nagpur


 (V.E. Harwate)
 Additional Director i/c
 C.B.W.E. Nagpur



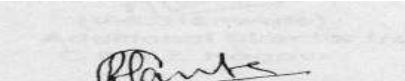


 (P.K. Padhy)
 Director
 C.B.W.E. Nagpur

**CENTRAL BOARD FOR WORKERS EDUCATION, NAGPUR
SCHEDULES FORMING PART OF BALANCE SHEET AS AT 31-3-2013**

(Amount in Rs.)

SCHEDULE- 3 -EARMARKED/ ENDOWMENT FUNDS (1)	Fundwise Break up-current year Donation		Fundwise Break up-current year SGF		Total	
	Current year (2)	Previous year (3)	Current year (4)	Previous year (5)	Current year (6)	Previous year (7)
(a) Opening balance of the funds	1423518.21	1312629.21	114657438.22	108169124.22	116080956.43	109481753.43
(b) Additions to the funds:						
I. Donation/grants/ Fund						
ii. Interest	125341.00	77198.00	9,678,243.00	2740982.00	9803584.00	2818180.00
iii. Other additions (Specify nature)						
iv. Funds raised from Board's Special Event						
v. Interest Accrued	91052.00	88081.00	3565056.00	4506580.00	3656108.00	4594661.00
vi. Income Accrued						
vii. Received from Boards A/c						
Less: Rectification Entry for Earlier years						
vi. Less: Accrued Interest (previous Year)	88081.00	54390.00	4506580.00	759248.00	4594661.00	813638.00
vii. Less: Income Accrued (previous Year)						
Total (a+b) . .	1551830.21	1423518.21	123394157.22	114657438.22	124945987.43	116080956.43
(c) Utilisation/Expenditure towards objectives of funds.						
I. Capital Expenditure	NIL	NIL	NIL	NIL	NIL	NIL
- Fixed Assets						
- Others						
Total						
ii. Revenue Expenditure						
- Salaries, Wages and allowances etc.						
- Rent						
- Other Administrative Expenses						
Total (c) . .	-	-	-	-	-	-
Net balance as at the year end (a+b-c)	1551830.21	1423518.21	123394157.22	114657438.22	124945987.43	116080956.43

77





 (R.V. Banubakode) Accountant C.B.W.E., Nagpur	 (Biradi Sarkar) (Accounts Officer) C.B.W.E., Nagpur	 (V.R. Hanwate) Additional Director I/c C.B.W.E. Nagpur	 (P.K.Padhy) Director C.B.W.E. Nagpur
--	---	---	--

CENTRAL BOARD FOR WORKERS EDUCATION, NAGPUR
SCHEDULES FORMING PART OF BALANCE SHEET AS AT 31-3-2013

(Amount in Rs.)

SCHEDULE- 3(A) -EARMARKED/ ENDOWMENT FUNDS (1)	Indian Congress Mega Event		Other-CTP-A/c		Total	
	Current year (2)	Previous year (3)	Current year (4)	Previous year (5)	Current year (6)	Previous year (7)
(a) Opening balance of the funds	925282.00	925282.00	22835432.00	15301019.00	23760714.00	16226301.00
(b) Additions to the funds :						
I. Donation/grants/ Fund			5504523.00	7171018.00	5504523.00	7171018.00
ii. Interest	1746510.00	789128.00	1746510.00	789128.00
iii. Other additions (Specify nature)						
iv. Funds raised from Board's Special Event						
v. interest Accured	1011010.00	659764.00	1011010.00	659764.00
vi. Income Accured			1131000.00	432000.00	1131000.00	432000.00
vii. received from Boards A/c Less: Rectification Entry for Earlier years						
vi. Less: Accured Interest (previous Year)	659,764.00	228687.00	659764.00	228687.00
vii. Less: Income Accured (previous Year)	432,000.00	1288810.00	432000.00	1288810.00
Total (a+b) . .	925282.00	925282.00	31136711.00	22835432.00	32061993.00	23760714.00
(c) Utilisation/Expenditure towards objectives of funds.						
I. Capital Expenditure	NIL	NIL	NIL	NIL	NIL	NIL
- Fixed Assets						
- Others						
Total						
ii. Revenue Expenditure						
- Salaries, Wages and allowances etc.						
- Rent						
- Other Administrative Expenses						
Total (c) . .	-	0.00	-	-	0.00	0.00
Net balance at the year end (a+b-c)	925282.00	925282.00	31136711.00	22835432.00	32061993.00	23760714.00

78

 (R.V. Banubakode) Accountant C.B.W.E., Nagpur	 (Binod Sarkar) (Accounts Officer) C.B.W.E., Nagpur	 (V.R. Hanwate) Additional Director I/c C.B.W.E. Nagpur	 (P.K. Padhy) Director C.B.W.E. Nagpur
--	--	---	--

CENTRAL BOARD FOR WORKERS EDUCATION, NAGPUR
SCHEDULES FORMING PART OF BALANCE SHEET AS AT 31-3-2013

(Amount in Rs.)

SCHEDULE 4-SECURED LOANS AND BORROWINGS (1)	Current Year		Previous Year	
	(2)		(3)	
1. Central Government				
2. State Government (Specify)				
3. Financial Institutions				
(a) Term Loans				
(b) Interest accrued and due				
4. Banks :				
(a) Term Loans	Nil	Nil	Nil	Nil
-Interest accrued and due				
(b) Other Loans (specify)				
-Interest accrued and due				
5. Other Institutions and Agencies				
6. Debentures and Bonds				
7. Other (Specify)				
Total ..	Nil	Nil	Nil	Nil

Note : Amounts due within one year


 (R.V. Banubakode)
 Accountant
 C.B.W.E., Nagpur


 (Bihadi Sarkar)
 (Accounts Officer)
 C.B.W.E., Nagpur


 (V.S. Harwate)
 Additional Director i/c
 C.B.W.E., Nagpur



 (F.K. Padhy)
 Director
 C.B.W.E., Nagpur

CENTRAL BOARD FOR WORKERS EDUCATION, NAGPUR
SCHEDULES FORMING PART OF BALANCE SHEET AS AT 31-3-2013

(Amount in Rs.)

SCHEDULE 5-UNSECURED LOANS AND BORROWINGS (1)	Current Year (2)	Previous Year (3)
1. Central Government		
2. State Government (Specify)		
3. Financial Institutions		
4. Banks :		
(a) Term Loans	Nil	Nil
(b) Other Loans (specify)		
5. Other Institutions and Agencies		
6. Debentures and Bonds		
7. Fixed Deposits		
8. Other (Specify)		
Total ..	Nil	Nil

Note : Amounts due within one year


 (R.V. Banubakode)
 Accountant
 C.B.W.E., Nagpur


 (Bihadi Sarkar)
 (Accounts Officer)
 C.B.W.E., Nagpur


 (V.S. Harwate)
 Additional Director i/c
 C.B.W.E., Nagpur


 (F.K. Padhy)
 Director
 C.B.W.E., Nagpur

CENTRAL BOARD FOR WORKERS EDUCATION, NAGPUR
SCHEDULES FORMING PART OF BALANCE SHEET AS AT 31-3-2013

(Amount in Rs.)

SCHEDULE 6-DEFERRED CREDIT LIABILITIES	Current Year	Previous Year
(1)	(2)	(3)
(a) Acceptances secured by hypothecation of capital equipment and other assets.
(b) Others	Nil	Nil
Total ..	Nil	Nil

Note : Amounts due within one year


(R.V. Sanubakode)
Accountant
C.B.W.E., Nagpur


(Bhabu Sarkar)
(Accounts Officer)
C.B.W.E., Nagpur



(V.S. Harwate)
Additional Director i/c
C.B.W.E., Nagpur


(F.K. Padhy)
Director
C.B.W.E., Nagpur

CENTRAL BOARD FOR WORKERS EDUCATION, NAGPUR
SCHEDULES FORMING PART OF BALANCE SHEET AS AT 31-3-2013


(Amount in Rs.)

SCHEDULE 7 CURRENT LIABILITIES AND PROVISIONS	Current year		Previous year	
(1)	(2)		(3)	
(a) Grants in Aid 2010-11 (Working Balance)
(b) Unspent Grant (after retaining Matching GIA)	84447255.65	..	71439246.00	..
(c) BMS Programme (ILO)	22986.00	..	22986.00	..
(d) HBA	7186818.38	..	5765452.38	..
(e) HBA Revolving Fund	3600000.00	..	3600000.00	..
(f) New Pension Scheme amt. to be transferred to NPS A/c	0.00	..	183223.00	..
(g) Liability for GPF Adv. Disbursement	298829.00	..	298829.00	..
(h) Undisbursed Amount	363352.00	..	364744.00	..
(i) GPF Subscription & Recovery/Amount Recoved	933156.00	..	0.00	..
(j) MGNREGA Programmes from FUND from UBI	725077.00	..	746578.00	..
(k) SGF to be transferred to SGF A/c	515000.00	..	515000.00	..
(l) Other Deposits	3327952.29	..	2664236.29	..
(m) Sundry Creditors (Gratuity/Deposits to CPWD)	12587013.00	..	37362245.00	131962539.67
(n) Provision made to disburse MACP	9000000.00	123007439.32	9000000.00	..
Total (A) ..	123007439.32	123007439.32	131962539.67	131962539.67
B. Provisions				
1. For Taxation
2. Gratuity
3. Superannuation/Pension	NIL	NIL	NIL	NIL
4. Accumulated Leave Encashment
5. Trade Warranties/Claims -Matching Grants
Total (A+B) ..	123007439.32	123007439.32	131962539.67	131962539.67


(R.V. Sanubakode)
Accountant
C.B.W.E., Nagpur


(Bhabu Sarkar)
(Accounts Officer)
C.B.W.E., Nagpur


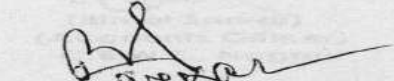



(V.S. Harwate)
Additional Director i/c
C.B.W.E., Nagpur


(F.K. Padhy)
Director
C.B.W.E., Nagpur

CENTRAL BOARD FOR WORKERS EDUCATION, NAGPUR
SCHEDULES FORMING PART OF BALANCE SHEET AS AT 31-3-2013

(Amount in Rs.)

SCHEDULE 8-FIXED ASSETS DESCRIPTION (1)	Gross Block				Depreciation				Net Block	
	Cost/ Valuation as at beginning (2)	Additions during the year (3)	Deductions during the year (4)	Cost/ Valuation at the year (5)	As at beginning (6)	On Additions during the year (7)	On Deductions during the year (8)	Total up to the year (9)	As at the Current year (10)	As at the Previous year (11)
A. Fixed Assets										
1. Land ..	4,229,520.00	4,229,520.00	4,229,520.00	4,229,520.00
2. Building 10%	14,111,923.57	14,111,923.57	1,411,192.00	1,411,192.00	12,700,731.57	14,111,923.57
3. Motor and other vehicles 15%	1,575,442.96	1,575,442.96	236,316.00	236,316.00	1,339,126.96	1,575,442.96
4. Furnitures .. 10%	9,548,367.58	78,112.00	..	9,626,479.58	954,837.00	3,906.00	..	958,743.00	8,667,736.58	9,548,367.58
5. Office Equipment .. 25%	9,336,339.50	82,698.00	..	9,419,037.50	2,334,085.00	10,337.00	..	2,344,422.00	7,074,615.50	9,336,339.50
6. Computer/peripherals 60%	1,343,685.40	1,343,685.40	806,211.00	806,211.00	537,474.40	1,343,685.40
7. Library Books .. 10%	5,659,729.50	150,260.00	..	5,809,989.50	565,973.00	7,513.00	..	573,486.00	5,236,503.50	5,659,729.50
8. Audio visual aids .. 25%	2,591,665.83	167,900.00	..	2,759,565.83	647,916.00	20,988.00	..	668,904.00	2,090,661.83	2,591,665.83
Total of current year ..	48,396,674.34	478,970.00	..	48,875,644.34	6,956,530.00	42,744.00	..	6,999,274.00	41,876,370.34	48,396,674.34
Previous Year										
Capital Work in in Progress	10,056,128.00	10,056,128.00	10,056,128.00
Total ..	58,452,802.34	51,932,498.34	58,452,802.34

 (R.V. Banubakode) Accountant C.B.W.E., Nagpur	 (Binod Sarkar) (Accounts Officer) C.B.W.E., Nagpur	 (V.R. Hanwate) Additional Director I/c C.B.W.E. Nagpur	 (P.K. Padhy) Director C.B.W.E. Nagpur
--	--	---	--

CENTRAL BOARD FOR WORKERS EDUCATION, NAGPUR
SCHEDULES FORMING PART OF BALANCE SHEET AS AT 31-3-2013


(Amount in Rs.)

SCHEDULE 9-INVESTMENT FROM/ENDOWMENT FUNDS (1)	Current Year (2)	Previous Year (3)
1. In Government Securities
2. Other approved Securities
3. Shares	NIL	NIL
4. Debentures and Bonds
5. Subsidiaries and Joint Ventures
6. Others (to be specified) : Public Sector Bond/ Deposit with Nationalised Bank
INVESTMENT : (1) SGF	2942433.00	41315506.00
(2) Donation	0.00	..
(3) CTP A/c	5071858.00	4475000.00
Total ..	8014291.00	45790506.00


 (R.V. Sanubakode)
 Accountant
 C.B.W.E., Nagpur


 (Bimal Sarkar)
 (Accounts Officer)
 C.B.W.E., Nagpur



 (V.B. Hanwate)
 Additional Director i/c
 C.B.W.E. Nagpur


 (P.K. Padhy)
 Director
 C.B.W.E. Nagpur

CENTRAL BOARD FOR WORKERS EDUCATION, NAGPUR
SCHEDULES FORMING PART OF BALANCE SHEET AS AT 31-3-2013

(Amount in Rs.)

SCHEDULE 10-INVESTMENTS - OTHERS (1)	Current Year (2)	Previous Year (3)
1. In Government Securities
2. Other approved Securities
3. Shares	NIL	NIL
4. Debentures and Bonds
5. Subsidiaries and Joint Ventures
6. Others (to be specified) : Public Sector Bond/ Deposit with Nationalised Bank
INVESTMENT : (1) HBA A/c	2875101.00	2572000.00
Total ..	2875101.00	2572000.00


 (R.V. Sanubakode)
 Accountant
 C.B.W.E., Nagpur


 (Bimal Sarkar)
 (Accounts Officer)
 C.B.W.E., Nagpur


 (V.B. Hanwate)
 Additional Director i/c
 C.B.W.E. Nagpur


 (P.K. Padhy)
 Director
 C.B.W.E. Nagpur

CENTRAL BOARD FOR WORKERS EDUCATION, NAGPUR
SCHEDULES FORMING PART OF BALANCE SHEET AS AT 31-3-2013

(Amount in Rs.)

SCHEDULE 11-CURRENT ASSETS, LOANS, ADVANCES ETC. (1)	Current Year		Previous Year	
	(2)	(3)	(4)	(5)
A. 1. Inventories :				
(a) Stores and Spares				
(b) Loose Tools				
(c) Stock-in-trade				
Finished Goods				
Work in Progress				
Raw Materials'				
2. Sundry Debtors :				
(a) Debts outstanding for a period exceeding six months				
(b) Others				
3. Cash balances in hand (including cheques/drafts and imprest)	187735.05	187735.05	75943.05	75943.05
4. Bank Balances :				
(a) With Scheduled Banks :				
On Current Accounts	170290835.79		111621930.77	
On Deposit Accounts (including margin money)	112572160.33		55826635.33	
On Savings Accounts	4859094.97	287722091.09	7966123.97	175414690.07
(b) With non-Scheduled Banks :				
On Current Accounts				
On Deposit Accounts				
On Savings Accounts				
5. Matching Grants-in-aid receivable from GOI for 2005-06 & 2009-10			41047143.10	41047143.10
6. Remittances in Transit	1751306.00	1751306.00	20691664.00	20691664.00
7. Amount Due from ILO	0.00
8. Amount Due from Board's special event	0.00
Total (A) ..	289661132.14	289661132.14	237229440.22	237229440.22


(R.V. Sanubakode)
Accountant
C.B.W.E., Nagpur


(Bhadr Sarkar)
(Accounts Officer)
C.B.W.E., Nagpur


(V.E. Hanwate)
Additional Director i/c
C.B.W.E. Nagpur



(P.K. Padhy)
Director
C.B.W.E. Nagpur

CENTRAL BOARD FOR WORKERS EDUCATION, NAGPUR
SCHEDULES FORMING PART OF BALANCE SHEET AS AT 31-3-2013

(Amount in Rs.)

SCHEDULE 11-CURRENT ASSETS, LOANS, ADVANCES ETC. (Contd.) (1)	Current Year		Previous Year	
	(2)	(3)	(4)	(5)
B. 1. Loans :				
(a) Staff (1) Conveyance & HBA	1377126.48	..	920626.48	..
(b) Other Entities engaged in activities/objectives similar to that of the Entity		1377126.48		920626.48
(c) Other (specify)
2. Advances and other amounts recoverable in cash or in kind or for value to be received :				
(a) On Capital Account	48191125.00	..	40113597.00	..
(b) Prepayments				
(c) Others	21250.00	48212375.00	21250.00	40134847.00
3. Income Accrued :				
(a) On Investment from Earmarked/Endowment funds	4667118.00	..	5254425.00	..
(b) On Investments -Others (HBA)	257505.00		470250.00	
(c) On Loans and Advances
(d) Others (SGF from Managements/CTP A/c) (includes income due unrealised - Rs.)	1131000.00	6055623.00	432000.00	6156675.00
4. Claims Receivable :				
(a) GPF
(b) New Pension Scheme				
(c) Grants, SGF, HBA & CTP A/c	10759343.59	10759343.59	9993176.59	9993176.59
Total (B) ..	66404468.07	66404468.07	57205325.07	57205325.07
Total (A + B) ..	356065600.21	356065600.21	294434765.29	294434765.29


(R.V. Sanubakode)
Accountant
C.B.W.E., Nagpur


(Binod Sarkar)
(Accounts Officer)
C.B.W.E., Nagpur



(V.E. Hanwate)
Additional Director I/c
C.B.W.E., Nagpur


(P.K. Padhy)
Director
C.B.W.E., Nagpur

CENTRAL BOARD FOR WORKERS EDUCATION, NAGPUR
SCHEDULES FORMING PART OF INCOME & EXPENDITURE FOR THE PERIOD / YEAR ENDED
2012-2013


(Amount in Rs.)

SCHEDULE 12-INCOME FROM SALES / SERVICES (1)	Current Year (2)	Previous Year (3)
(1) Income from Sales
(a) Sale of Finished goods		
(b) Sale of Raw Material		
(c) Sale of Scraps	NIL	NIL
(2) Income from Services
(a) Labour and Processing Charges
(b) Professional/Consultancy Services
(c) Agency Commission and Brokerage
(d) Maintenance Service (Equipment/Property)
(e) Others (Specify)		
Advertisement Receipt		
Total


(R.V. Sanubakode)
Accountant
C.B.W.E., Nagpur


(Bhabu Sarkar)
(Accounts Officer)
C.B.W.E., Nagpur



(V.E. Hanwate)
Additional Director I/c
C.B.W.E. Nagpur


(P.K. Padhy)
Director
C.B.W.E. Nagpur

CENTRAL BOARD FOR WORKERS EDUCATION, NAGPUR
SCHEDULES FORMING PART OF INCOME & EXPENDITURE FOR THE PERIOD / YEAR ENDED
2012-2013

(Amount in Rs.)

SCHEDULE 13-GRANTS / SUBSIDIES (1)	Current Year (2)	Previous Year (3)
(1) Central Government		
(a) Plan	130556009.00	107999000.00
(b) Non-Plan	515625000.00	409600000.00
(c) MGNREGA-PLAN	25600000.00	85000000.00
(2) From O.N.G.C.	400000.00
(3) International Labour Organisation [HIV PROJECT]		
(a) Amount Received
(b) Amount due from ILO
	671781009.00.00	602999000.00
<i>Add:</i> (1) Unspent Grant for previous year	167900.00	..
(2) Working Balance for Current Year
(3) Provision made for March-salary
(4) Grants-in-aid receivable from Govt. of India
(5) Miscellaneous Receipts utilised for meeting Expenditure
<i>Less:</i> (1) Working Balance for Next Years
(2) Unspent Balance for Current year	121172929.65	69615043.00
(3) Capital Expenditure.	9655135.00	1250310.00
Total ..	541120844.35	532133647.00


 (R.V. Sanubakode)
 Accountant
 C.B.W.E., Nagpur


 (Bimal Sarkar)
 (Accounts Officer)
 C.B.W.E., Nagpur


 (V.E. Hanwate)
 Additional Director i/c
 C.B.W.E. Nagpur



 (P.K. Padhy)
 Director
 C.B.W.E. Nagpur

CENTRAL BOARD FOR WORKERS EDUCATION, NAGPUR
SCHEDULES FORMING PART OF INCOME & EXPENDITURE FOR THE PERIOD / YEAR ENDED
2012-2013

(Amount in Rs.)

SCHEDULE 14-FEES / SUBSCRIPTIONS (1)	Current Year (2)	Previous Year (3)
1. Entrance Fees
2. Annual Fees/Subscriptions
3. Seminar/Programme Fees
4. Consultancy Fees
5. Others (specify)
Total

Note - Accounting Policies towards each item are to be disclosed


 (R.V. Sanubakode)
 Accountant
 C.B.W.E., Nagpur


 (Bimal Sarkar)
 (Accounts Officer)
 C.B.W.E., Nagpur


 (V.E. Hanwate)
 Additional Director i/c
 C.B.W.E. Nagpur



 (P.K. Padhy)
 Director
 C.B.W.E. Nagpur

CENTRAL BOARD FOR WORKERS EDUCATION, NAGPUR
SCHEDULES FORMING PART OF INCOME AND EXPENDITURE FOR THE PERIOD/YEAR ENDED
2012-2013

(Amount in Rs.)

SCHEDULE 15-INCOME FROM INVESTMENTS (1)	Investment from Earmarked Fund		Investment-Others	
	Current Year (2)	Previous Year (3)	Current Year (4)	Previous Year (5)
(Income on Invest. From Earmarked/ Endowment Funds transferred to Funds)				
1. Interest-				
(a) On Govt. Securities				
(b) Other Bonds/Debentures	Nil	Nil	Nil	Nil
2. Dividends-				
(a) On Shares				
(b) On Mutual Fund Securities				
3. Rents				
4. Other (Specify)				
Total ..	Nil	Nil	Nil	Nil

Transferred to Earmarked/Endowment Funds


 (R.V. Sanubakode)
 Accountant
 C.B.W.E., Nagpur


 (Bihadi Sarkar)
 (Accounts Officer)
 C.B.W.E., Nagpur



 (V.B. Hanwate)
 Additional Director i/c
 C.B.W.E., Nagpur


 (P.K. Padhy)
 Director
 C.B.W.E., Nagpur

CENTRAL BOARD FOR WORKERS EDUCATION, NAGPUR
SCHEDULES FORMING PART OF INCOME AND EXPENDITURE FOR THE PERIOD/YEAR ENDED
2012-2013

(Amount in Rs.)

SCHEDULE 16-INCOME FROM ROYALTY, PUBLICATION ETC. (1)	Current Year (2)	Previous Year (3)
1. Income from Publications	343751.00	348240.00
2. Other (Specify)
Total ..	343751.00	348240.00


 (R.V. Sanubakode)
 Accountant
 C.B.W.E., Nagpur


 (Bihadi Sarkar)
 (Accounts Officer)
 C.B.W.E., Nagpur


 (V.B. Hanwate)
 Additional Director i/c
 C.B.W.E., Nagpur


 (P.K. Padhy)
 Director
 C.B.W.E., Nagpur


CENTRAL BOARD FOR WORKERS EDUCATION, NAGPUR

SCHEDULES FORMING PART OF INCOME AND EXPENDITURE FOR THE PERIOD/YEAR ENDED
2012-2013

(Amount in Rs.)


SCHEDULE 17-INTEREST EARNED	Current Year	Previous Year
(1)	(2)	(3)
(1) On Term Deposits		
(a) With Scheduled Banks
(b) With Non-Scheduled Banks
(c) With Institutions
(d) Others
(2) On Savings Accounts		
(a) With Scheduled Banks
(b) With Non-Scheduled Banks
(c) Post Office Savings Accounts
(d) Others
(3) On Loans		
(a) Employees/Staff
(b) Others
(4) Interest on Debtors and Other Receivables
Total

Note : Tax deducted at source to be indicated


(R.V. Sanubakode)
Accountant
C.B.W.E., Nagpur


(Bilal Sarkar)
(Accounts Officer)
C.B.W.E., Nagpur


(V.E. Harwate)
Additional Director I/c
C.B.W.E. Nagpur



(P.K. Padhy)
Director
C.B.W.E. Nagpur

CENTRAL BOARD FOR WORKERS EDUCATION, NAGPUR

**SCHEDULES FORMING PART OF INCOME AND EXPENDITURE FOR THE PERIOD/YEAR ENDED
2012-2013**

(Amount in Rs.)

SCHEDULE 18-OTHER INCOME	Current Year	Previous Year
(1)	(2)	(3)
(1) Profit on Sale/disposal of Assests :		
(a) Assets acquired out of grants or received free of cost
(2) Export Incentives realized
(3) Miscellaneous Receipts ..	6,013,598.37	3,662,817.00
(4) Amount spent from Miscellaneous Income of Previous Years
Less :		
Amount utilised during the year
Total ..	6,013,598.37	3,662,817.00


(R.V. Sanubakode)
Accountant
C.B.W.E., Nagpur


(Bihadi Sarkar)
(Accounts Officer)
C.B.W.E., Nagpur



(V.E. Hanwate)
Additional Director I/c
C.B.W.E. Nagpur


(P.K. Padhy)
Director
C.B.W.E. Nagpur

CENTRAL BOARD FOR WORKERS EDUCATION, NAGPUR
**SCHEDULES FORMING PART OF INCOME AND EXPENDITURE FOR THE PERIOD/YEAR ENDED
2012-2013**

(Amount in Rs.)

SCHEDULE 19-INCREASE/DECREASE IN STOCK OF FINISHED GOODS AND WORK IN PROGRESS	Current Year	Previous Year
(1)	(2)	(3)
	Rs.	Rs.
(a) Closing Stock		
-Finished Goods
-Work-in-Progress CPWD Deposit Adjusted/Refunded ..	295,077.00	..
(b) Less : Opening Stock		
-Finished Goods
-Work-in-Progress
Net Increase/(Decrease) (a-b) ..	295,077.00	..


(R.V. Sanubakode)
Accountant
C.B.W.E., Nagpur


(Bihadi Sarkar)
(Accounts Officer)
C.B.W.E., Nagpur


(V.E. Hanwate)
Additional Director I/c
C.B.W.E. Nagpur


(P.K. Padhy)
Director
C.B.W.E. Nagpur

CENTRAL BOARD FOR WORKERS EDUCATION, NAGPUR
SCHEDULES FORMING PART OF INCOME AND EXPENDITURE FOR THE PERIOD/YEAR ENDED
2012-2013

(Amount in Rs.)

SCHEDULES 20-NON-PLAN EXPENDITURE	Current Year Amount	Previous year Amount
Salary	Rs.	Rs.
1. Honorarium to Chairman	195,000.00	180,000.00
2. Head Office and other Offices	268,464,929.00	252,669,400.00
Revolving Fund		
Domestic Travel Expenses	3,159,629.00	1,831,017.00
Other Administrative Expenses	27,264,844.35	20,216,445.00
Scheme Expenditure		
1. National Level Trg. Programme (Phase-I)	647,302.00	1,368,974.00
2. Regional Level Trg. Programme (Phase-II)	70,417.00	15,767.00
3. Unit level Trg. Programme (Phase-III)	34,441.00	5,642.00
4. Grants in aid to Trade Unions	582,833.00	239,278.00
5. Audio Visual Aid		
Deposit Linked insurance		180,000.00
Fixed Assets		
1. Office equipment		
2. Furniture		
3. Deposit for Work in Progress		
4. Library Books		
5. A. V. Equipments		
6. Computers		
Advances-Cycle/Fan/Computer	1,263,700.00	108,000.00
Boards contribution to CPF		59,773.00
Boards contribution to Tier-I (NPS)	2,964,206.00	2,146,083.00
Foreign Service and Leave Salary contribution	70,182.00	35,660.00
Retirement benefits		
1. Gratuity	16,490,906.00	6,503,426.00
2. Commuted Value of Pension	7,675,735.00	7,847,895.00
3. Pension	82,500,000.00	79,981,460.00
4. Leave Encashment	8,625,041.00	3,607,427.00
	420,009,165.35	376,996,247.00
Less Fixed Assets and advance ..	1,263,700.00	108,000.00
Total ..	418,745,465.00	376,888,247.00
Add: Outstanding Expenses ..	154,446.00	30,172,730.00
Grand Total ..	418,899,911.35	407,060,977.00

(R.V. Sanubakode)
Accountant
C.B.W.E., Nagpur

(Bhadr Sarkar)
(Accounts Officer)
C.B.W.E., Nagpur

(V.B. Hanwate)
Additional Director i/c
C.B.W.E. Nagpur


(P.K. Fadhy)
Director
C.B.W.E. Nagpur


CENTRAL BOARD FOR WORKERS EDUCATION, NAGPUR
SCHEDULES FORMING PART OF INCOME AND EXPENDITURE FOR THE PERIOD/YEAR ENDED
2012-2013

(Amount in Rs.)

SCHEDULES 21-PLAN EXPENDITURE	Current Year Amount	Previous year Amount
I. OFFICE EXPENSES :	Rs.	Rs.
1. Organised Programmes		
a. Need Based Seminar 2 days	6,734.00	4,080.00
b. Need Based Training Programme 5 days	15,580.00	..
c. programme for Trade Union Activist	801,173.00
d. Self Generation of Funds	562,931.00	506,271.00
e. Quality of Life Programme in Organised Sector	602,956.00	191,440.00
f. State Level Special Programme (NE)
2. Unorganised Sector Programmes		
a. Five Days Camps for Unorganised Sector	4,488,063.00	4,073,849.00
b. Camps for Weaker Section	2,425,193.00	2,837,379.00
c. Special Seminars (Two Days)		
(A) Un-organised Workers	4,088,633.00	4,885,327.00
(B) Women Workers	1,781,487.00	2,991,587.00
(C) SC/ST Workers	11,710,334.00	18,831,142.00
(D) Child Labour/Parents Labour	2,634,694.00	1,923,561.00
d. Rural Awareness Programme	17,699,960.00	21,321,332.00
e. Quality of Life Programme in Un-Organised Sector	3,599,951.00	3,373,090.00
f. Labour Welfare & Development	3,203,938.00	3,783,505.00
g. SCSP Programme Expenditure	29,432,823.00	..
h. Special Programmes for NE Region	12,774,578.00	7,405,586.00
i. TSP Programme Expenditure	7,061,221.00	..
3. Workers Participation/in Management Programme	75,219.00	73,928.00
4. MGNREGA Programmes	19,532,343.00	47,104,914.00
5-A Strengthening of Offices of CBWE		
a. Foundaton Day Expenditure	156,640.00
b. National Training Policy
c. Strengthening of Regional centres	463,542.00	1,570,783.00
d. Strengthening of Info/Technology	60,753.00	36,000.00
e. Publication, Production of Continuing Education Literature
5-B. Fixed Assets & Capital work in Progress under Strengthening of Offices of CBWE	8,223,535.00	1,142,310.00
	130,444,468.00	123,013,897.00
Less : Fixed Assets		
a. Office equipment	82,698.00	173,822.00
b. Furniture	78,112.00	187,369.00
c. Library Books	150,260.00	51,081.00
d. A. V. Equipments	32,900.00
e. Computers	227,999.00
f. Building
h. Depost for Land & Building/W.I.P.	7,912,465.00	469,139.00
i. Motor Vehicle
6. Outstanding Expense		
Total	122,220,933.00	121,871,587.00
Add: Outstanding Expenses	3,201,083.00
Grand Total	122,220,933.00	125,072,670.00


(R.V. Sanubakode)
Accountant
C.B.W.E., Nagpur


(Bhadr Sarkar)
(Accounts Officer)
C.B.W.E., Nagpur


(V.E. Hanwate)
Additional Director i/c
C.B.W.E. Nagpur



(P.K. Padhy)
Director
C.B.W.E. Nagpur

CENTRAL BOARD FOR WORKERS EDUCATION, NAGPUR
SCHEDULES FORMING PART OF INCOME AND EXPENDITURE FOR THE PERIOD/YEAR ENDED
2012-2013

(Amount in Rs.)


SCHEDULES 22-I.L.O. PROGRAMME EXPENDITURE	Current Year	Previous year
	Amount	Amount
	Rs.	Rs.
a. Expenditure incurred
b. Expenditure incurred against the unspent amount
Total

Note : Name of the Entities, their Activities along with the amount of Grants/Subsidies are to be disclosed.


 (R.V. Sanubakode)
 Accountant
 C.B.W.E., Nagpur


 (Bhaad Sarkar)
 (Accounts Officer)
 C.B.W.E., Nagpur



 (V.E. Hanwate)
 Additional Director i/c
 C.B.W.E. Nagpur


 (P.K. Padhy)
 Director
 C.B.W.E. Nagpur

CENTRAL BOARD FOR WORKERS EDUCATION, NAGPUR
SCHEDULES FORMING PART OF INCOME AND EXPENDITURE FOR THE PERIOD/YEAR ENDED
2012-2013


(Amount in Rs.)

SCHEDULES 23-CPWD MAINTENANCE EXPENDITURE	Current Year	Previous year
	Amount	Amount
	Rs.	Rs.
Expenditure incurred on maintenance of IIWE & Head Office Buildings
Total


 (R.V. Sanubakode)
 Accountant
 C.B.W.E., Nagpur


 (Bhaad Sarkar)
 (Accounts Officer)
 C.B.W.E., Nagpur


 (V.E. Hanwate)
 Additional Director i/c
 C.B.W.E. Nagpur


 (P.K. Padhy)
 Director
 C.B.W.E. Nagpur

CENTRAL BOARD FOR WORKERS EDUCATION, NAGPUR
SCHEDULES FORMING PART OF ACCOUNTS FOR THE PERIOD ENDED
2012-2013

SCHEDULE-24 : SIGNIFICANT ACCOUNTING POLICIES

1 ACCOUNTING CONVENTION

The financial statements are prepared on the basis of historical cost convention, unless otherwise stated and on the accrual method of accounting.

2 FIXED ASSETS

Fixed Assets are stated at cost of acquisition inclusive of inward freight, duties and taxes and incidental and direct expenses related to acquisition.

3 DEPRECIATION


Depreciation is provided on written down value method as per rates specified in the Income-tax Act, 1961.

4 INVESTMENTS

Investments are valued at historical cost.


5 GRANTS

Accounting standard 12 of Institute of Chartered Accountants of India was followed for the Govt. Grants.


 (R.V. Sanubakode)
 Accountant
 C.B.W.E., Nagpur


 (Binod Sarkar)
 (Accounts Officer)
 C.B.W.E., Nagpur


 (V.B. Hanwate)
 Additional Director I/c
 C.B.W.E. Nagpur


 (P.K. Padhy)
 Director
 C.B.W.E. Nagpur

CENTRAL BOARD FOR WORKERS EDUCATION, NAGPUR
SCHEDULES FORMING PART OF ACCOUNTS FOR THE PERIOD ENDED
2012-2013

SCHEDULE-25 : SIGNIFICANT ACCOUNTING POLICIES

- 1 CONTINGENT LIABILITIES - NIL
- 2 CURRENT ASSETS, LOANS AND ADVANCES


In the opinion of the Management, the current assets, loans and advances have a value on realization in the ordinary course of business, equal at least to the aggregate amount shown in the Balance Sheet.

- 3 TAXATION

In view of there being no taxable income under Income-tax Act 1961, no provision for Income tax has been considered necessary.


- 4 Corresponding figures for the previous year have been regrouped/rearranged, wherever necessary.

- 5 Schedules 1 to 25 are annexed to and form an integral part of the Balance Sheet as at 31.3.2013 and the Income and Expenditure Account for the year ended on that date.


 (R.V. Sanubakode)
 Accountant
 C.B.W.E., Nagpur


 (Bihadi Sarkar)
 Accounts Officer
 C.B.W.E., Nagpur


 (V.E. Hanwate)
 Additional Director i/c
 C.B.W.E. Nagpur.


 (P.K. Padhy)
 Director
 C.B.W.E. Nagpur


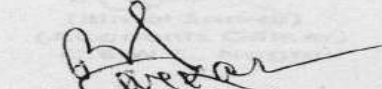


CENTRAL BOARD FOR WORKERS EDUCATION, NAGPUR.
RECEIPTS AND PAYMENTS FOR THE PERIOD /YEAR ENDED 31/3/2013

{Amount in- Rs.}

RECEIPTS (1)	Current Year (2)	Previous Year (3)	PAYMENTS (4)	Current Year (5)	Previous Year (6)
I. Opening Balances			I. Expenses		
a) Cash in Hand	75,943.05	77,101.05	a) Non-Plan Expenses (corresponding to Schedule 20)	418,745,465.35	376,888,247.00
b) Bank Balances			b) Plan Expenses (corresponding to Schedule 21)	122,220,933.00	121,871,587.00
I) In current accounts	111,621,930.77	69,383,016.77	c) ILO Expenditure [HIV PROJECT]		
ii) In Deposits accounts	104,189,141.33	61,855,033.33	d) UB—MGNREGA Programme	21,501.00	3,465,987.00
iii) Savings accounts	7,966,123.97	265,545.97	e) Paid to Sundry Creditors(Retirement benefit & CPC Arrears		
iV) Amount in transit	20,691,664.00	3,462,034.00	f) Paid to Sundry Creditors		2,030,400.00
II. Grants Received			II. Payments made against funds for various projects		
a) From Govt. of India	671,781,009.00	610,899,000.00	(Name of the fund or project should be shown alongwith the particulars of payments made for each project)		
b) From State Govt.					
c) From other sources (details) i.e. ONGC		400,000.00	III. Investments and deposits made		
			a) Out of Earmarked/ Endowment funds		
			b) Out of Own Funds (Investement-Other)		
III Income on Investments from			IV Expenditure on Fixed Assets & Capital Work - in -Progress		
a) Earmarked/Endow Funds	11,550,094.00	3,607,308.00	a) Purchase of Fixed Assets: (1) Non-Plan		
b) Own Funds (Other Investment)			(2) Plan	311,070.00	1,142,310.00
			(3) From ONGC Unspent	167,900.00	
			b) Expenditure on Capital Work -in-Progress 1] Non-Plan		
			2] Plan	7,912,465.00	
IV. Interest Received			V. Refund of surplus money/Loans		
a) On Bank deposits			a) To the Government of India / Un-spent refunded	66,997,020.00	
b) Loans, Advances etc			b) To the State Government		

Table—contd.

(1)	(2)	(3)	(4)	(5)	(6)
V. Other Income (Specify)			VI. Finance Charges (Interest)		
Self Generation of Fund (SGF)			VII. Other Payments (Specify)		
Donation			a. GPF Recoveries credited to GPF	36,000,000.00	55,699,441.00
CTPA/c	5,504,523.00	7,171,018.00	b. Deposit payment of GPF Advances	41,184,962.00	29,654,336.00
Miscellaneous Receipts	6,357,349.37	4,011,057.00	c. HBA advance disbursed		
Refund by C.P.W.D./ I.T.I. LTD.	295,077.00		d. Deposit Payment (HBA A/c)	9,000,000.00	
VI. Amount Borrowed			e. HBA recoveries credited to HBA fund by Board	351,872.00	718,954.00
VII. Any other receipts (Give details)			f. Undisbursed payments disbursed	121,770.00	166,126.00
1. Salary Deductions	1,206,186.00	1,181,613.00	g. Sundry creditors paid	24,929,678.00	
2. G.P.F. Subscription & Adv. Recovery	39,229,035.00	39,713,093.00	h. Deposit payment (CTP A/c)	10,226,211.00	7,369,067.00
3. Amount Recd. For Disbursement	58,133,680.00	27,395,595.00	i. Amount received for disbursement paid	57,469,964.00	66,061,810.00
4. Deposit Receipts of GPF Adv. By Centre	41,184,962.00	29,524,109.00	j. Conveyance/ computer Advance disbursed	1,263,700.00	108,000.00
5. Undisbursed Payments Received	120,378.00	152,624.00	k. Deposit Payment(SGF A/c)		9,631,257.00
6			m. Tier-I Recoveries to NPS Account	2,964,206.00	2,148,605.00
7. AmT. Recd. For Disbursement(HBA A/c)	9,000,000.00		n. TDS deducted by SBI HBA Account	241,458.00	103,991.00
8. HBA Fund Account			o. TDS deducted by SBI Donation A/c	16,156.00	15,549.00
a. HBA Recoveries credited to HBA A/c.	266,121.00	315,482.00	p. TDS deducted by SBI SGF A/c	1,967,550.00	542,405.00
b. HBA Revolving Fund			q. TDS deducted by SBI CTP A/C	251,068.00	131,257.00
c. To Interest from Bank/Loanee	1,320,876.00	930,774.00	r. CTP DD reg FEES returned		1,200.00
9. Deposit Receipts of HBA Adv. By Centre			VIII. Closing Balances		
10. Amount Recovered towards CPF [New Pension Scheme]	2,195,169.00	1,933,533.00	a) Cash in Hand	187,735.05	75,943.05
11. Amt. Recd. For Disbursement(CTP A/c)	10,226,211.00	7,300,000.00	b) Bank Balances		
12. Amt. Recd. For Disbursement(UBI)		4,212,565.00	i) In current Accounts(Grants)	170,290,835.79	111,621,930.77
13. GPF Payment recovered			ii) Savings Accounts	4,859,094.97	7,966,123.97
14. Amt. Recd. For Disbursement(SGF A/c)		48,504,830.00	c) Deposits Accounts	123,461,552.33	104,189,141.33
			d) Amt. in Transit	1,751,306.00	20,691,664.00
Total ..	1,102,915,473.49	922,295,332.12	Total ..	1,102,915,473.49	922,295,332.12

 (R.V. Banubakode) Accountant C.B.W.E., Nagpur	 (Bilal Sarkar) (Accounts Officer) C.B.W.E., Nagpur	 (V.R. Hanwate) Additional Director I/c C.B.W.E. Nagpur	 (P.K. Padhy) Director C.B.W.E. Nagpur
--	--	---	--

CENTRAL BOARD FOR WORKERS EDUCATION, NAGPUR
GPF RECEIPT & PAYMENT ACCOUNT
FOR THE YEAR 2012-13

RECEIPT			PAYMENT		
Amount 2011-12 (1)	Particulars (2)	Amount 2012-13 (3)	Amount 2011-12 (4)	Particulars (5)	Amount 2012-13 (6)
Rs.		Rs.	Rs.		Rs.
	TO Opening Balance		300.00	By Bank Commission	125.00
1933687.02	Saving A/c	12018779.02	1239116.33	By Amount transferred	1341942.33
168984730.67	Deposit A/c	189544045.67		to Donation A/c	
			1174535.00	By TDS Deducted	1536489.00
10667366.00	To Interest Received	18008308.00		By Amount transferred to Board's A/c	
55645720.00	To Subscription Received	36000000.00	34663065.00	By Withdrawal	48401374.00
				By Closing Balance	
169,221.00	GPF Payment Recovered		12018779.02	Saving A/c	3072924.02
			189544045.67	Deposit A/c	202560220.67
1239116.33	To Amount received from Donation Account	1341942.33			
238639841.02	Total ..	256913075.02	238639841.02	Total ..	256913075.02


 (R.V. Sanubakode)
 Accountant
 C.B.W.E., Nagpur


 (Bhabhi Sarkar)
 (Accounts Officer)
 C.B.W.E., Nagpur



 (V.E. Hanwate)
 Additional Director I/c
 C.B.W.E. Nagpur


 (P.K. Padhy)
 Director
 C.B.W.E. Nagpur

CENTRAL BOARD FOR WORKERS EDUCATION, NAGPUR
GPF INCOME & EXPENDITURE ACCOUNT
FOR THE YEAR 2012-13

EXPENDITURE			INCOME		
Amount 2011-12 (1)	Particulars (2)	Amount 2012-13 (3)	Amount 2011-12 (4)	Particulars (5)	Amount 2012-13 (6)
Rs.		Rs.	Rs.		Rs.
13802612.00	To interest Paid	16387216.00	10667366.00	By Interest Received	18008308.00
1174535.00	To TDS Deducted	1536489.00	..	By Amount transferred	
300.00	To Bank Commission	125.00	7004818.00	Add : Interest Accrued	9178776.00
	To Excess Income over Expenditure	2258436.00	3821992.00	Less : Interest Accrued (previous year)	7004818.00
			1127255	By Excess Expenditure over Income	
14977447.00	Total ..	20182266.00	14977447.00	Total ..	20182266.00


 (R.V. Sanubakode)
 Accountant
 C.B.W.E., Nagpur


 (Bhadr Sarkar)
 (Accounts Officer)
 C.B.W.E., Nagpur


 (V.B. Hanwate)
 Additional Director i/c
 C.B.W.E. Nagpur






 (P.K. Padhy)
 Director
 C.B.W.E. Nagpur

CENTRAL BOARD FOR WORKERS EDUCATION, NAGPUR

GPF BALANCE SHEET

FOR THE YEAR 2012-2013


LIABILITIES				ASSETS			
Amount 2011-2012 (1)	Particulars (2)	Amount 2012-2013 (3)	Amount 2012-2013 (4)	Amount 2011-12 (5)	Particulars (6)	Amount 2012-13 (7)	Amount 2012-13 (8)
Rs.		Rs.		Rs.		Rs.	Rs.
0.41	Capital Fund			12018779.02	BANK BALANCE		3072924.02
8955030.27	Excess of Income over upto last year	7827775.68		189544045.67	Investments AS PER ANNEXURE-IV		202560220.67
1127255.00	Add : during the year	2258436.00					
	less : for current year years		10086211.68				
	less: Int accrued Last year						
7827775.68							
172426639.00	GPF Subscription Fund	191556600.00		7004818.00	Interest Accrued		9178776.00
	add : for previous years						
39828593.00	Add : Subscription yet to be received from board	36,000,000.00					
34663065.00	Less : Withdrawal	3229035.00					
13802612.00	Add : Interest Paid	48401374.00					
169,221.00	Add : GPF Payment recovered	16387216.00					
7,400.00	Less : error 10-11 corrected		198771477.00	10698721.50	Amount to be Received		
191,556,600.00				276319.00	Add:during the year		
1402985.00	Undisbursed payment Board's A/c.		1402985.00	15817127	Less: Received		
0.51	To be transferred to SGF A/c		0.51	7400.00	Less : error 10-11 corrected		
4849486.50	To be transferred to Board's A/c	4849486.50					
	less: Sub to be transferred	3383481.00	1466005.50				
2654476.00	Board's Contribution to CPF	2930795.00					
276,319.00	Add: to be received from Board	154446.00	3,085,241.00				
2,930,795.00	adjustement to GPF SUB						
208567642.69	Total ..		214811920.69	208567642.69	Total ..		214811920.69

 (R.V. Banubakode) Accountant C.B.W.E., Nagpur	 (Binod Sarkar) (Accounts Officer) C.B.W.E., Nagpur	 (V.R. Hanwate) Additional Director I/c C.B.W.E. Nagpur	 (P.K. Padhy) Director C.B.W.E. Nagpur
--	--	---	--

CENTRAL BOARD FOR WORKERS EDUCATION, NAGPUR
STATEMENT SHOWING DETAILS OF BANK BALANCE
IN SAVINGS ACCOUNT AND DEPOSIT ACCOUNT


(Amount in Rs.)

Sr. No. (1)	Details (2)	As on 31-3-2013		As on 31-3-2012	
		(3)	(4)	(5)	(6)
		Saving Bank Account	Deposit Account	Saving Bank Account	Deposit Account
1	Donation	1303.88	1427769.33	1252.88	1318635.33
2	HBA Fund	360274.38	11875101.00	259836.38	10630000.00
3	SGF	143476.71	85970613.00	137890.71	78265506.00
4	C.T.P. A/c	4354040.00	24188069.00	7567144.00	13975000.00
	Total . .	4859094.97	123461552.33	7966123.97	104189141.33


 (R.V. Sanubakode)
 Accountant
 C.B.W.E., Nagpur


 (Bihadi Sarkar)
 (Accounts Officer)
 C.B.W.E., Nagpur


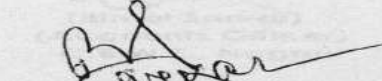



 (V.E. Hanwate)
 Additional Director I/c
 C.B.W.E., Nagpur


 (P.K. Padhy)
 Director
 C.B.W.E., Nagpur

CENTRAL BOARD FOR WORKERS EDUCATION, NAGPUR
DETAILS OF HBA DEPOSITS WITH NATIONALIZED BANK AS ON 31-3-2013

(Amount in- Rs.)


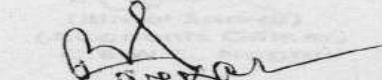


Sr. No.	Name of the Bank	A/c Number of Certificate	Certificate Number	Amount Invested	Dated of Deposit	Date of Maturity	Rate of Interest	Interest Accrued
(1)	(2)	(3)	(4)	(5)	(6)	(7)	(8)	(9)
1	SBI	31684092595	545717	2875101.00	29-9-12	7-4-14	8.50%	253,225.00
2	SBI	32915507606	8667581793-5	9000000.00	30-3-13	30-3-14	8.75%	4,280.00
		Total ..		11875101.00	257,505.00

 (R.V. Banubakode) Accountant C.B.W.E., Nagpur	 (Binod Sarkar) (Accounts Officer) C.B.W.E., Nagpur	 (V.R. Hanwate) Additional Director I/c C.B.W.E. Nagpur	 (P.K.Padhy) Director C.B.W.E. Nagpur
--	--	---	--

CENTRAL BOARD FOR WORKERS EDUCATION, NAGPUR
DETAILS OF DONATION ACCOUNT DEPOSITS WITH NATIONALIZED BANK AS ON 31-3-2013

(Amount in- Rs.)

Sr. No.	Name of the Bank	A/c Number of Certificate	Certificate Number	Amount Invested	Dated of Deposit	Date of Maturity	Rate of Interest	Interest Accrued
(1)	(2)	(3)	(4)	(5)	(6)	(7)	(8)	(9)
1	SBI	30155784880	627992	100379.00	4-4-12	5-4-13	8.75%	9,597.00
2	SBI	32456987715	525976	1327390.33	31-7-12	31-7-13	9%	81,455.00
		Total ..		1427769.33	91,052.00





 (R.V. Banubakode) Accountant C.B.W.E., Nagpur	 (Binod Sarkar) (Accounts Officer) C.B.W.E., Nagpur	 (V.R. Hanwate) Additional Director I/c C.B.W.E. Nagpur	 (P.K.Padhy) Director C.B.W.E. Nagpur
--	--	---	--

CENTRAL BOARD FOR WORKERS EDUCATION, NAGPUR

DETAILS OF SGF ACCOUNT DEPOSITS WITH NATIONALIZED BANK AS ON 31-3-2013

(Amount in- Rs.)

Sr. No. (1)	Name of the Bank (2)	A/c Number of Certificate (3)	Certificate Number (4)	Amount Invested (5)	Dated of Deposit (6)	Date of Maturity (7)	Rate of Interest (8)	Interest Accrued (9)
1	SBI	31669981389	545671	2942433.00	19-09-12	28-03-14	8.50%	259,193.00
2	SBI	32084670367	96906	8073018.00	14-12-12	14-12-13	8.50%	713,779.00
3	SBI	32084703076	96908	8073018.00	14-12-12	14-12-13	8.50%	713,779.00
4	SBI	32084678287	96905	5382012.00	14-12-12	14-12-13	8.50%	475,853.00
5	SBI	32693663392	..	10045872.00	15-11-12	15-11-13	8.50%	323,705.00
6	SBI	32693670423	..	11069515.00	15-11-12	15-11-13	8.50%	356,690.00
7	SBI	32693666371	..	11069515.00	15-11-12	15-11-13	8.50%	356,690.00
8	SBI	32693668528	..	11069515.00	15-11-12	15-11-13	8.50%	356,690.00
9	SBI	32915488752	..	18245715.00	30-03-13	30-03-14	8.75%	8,677.00
		Total ..		85970613.00	Total ..	3565056.00





 (R.V. Banubakode) Accountant C.B.W.E., Nagpur	 (Binod Sarkar) (Accounts Officer) C.B.W.E., Nagpur	 (V.R. Hanwate) Additional Director I/c C.B.W.E. Nagpur	 (P.K. Padhy) Director C.B.W.E. Nagpur
--	--	---	--

CENTRAL BOARD FOR WORKERS EDUCATION, NAGPUR

DETAILS OF GPF INVESTMENT AS ON 31-3-2013

(Amount in- Rs.)


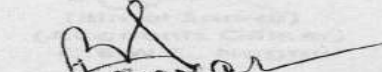


Sr. No. (1)	Description (2)	Amount Invested (3)
1	Special deposit with SBI Main Branch, Nagpur	39349925.00
2	MPSDL State Govt. Loan through RBI	18500000.00
3	Fixed Deposit with Nationalised Bank	144710295.67
	Grand Total ..	202560220.67

 (R.V. Banubakode) Accountant C.B.W.E., Nagpur	 (Binod Sarkar) (Accounts Officer) C.B.W.E., Nagpur	 (V.R. Hanwate) Additional Director I/c C.B.W.E. Nagpur	 (P.K. Padhy) Director C.B.W.E. Nagpur
--	--	---	--

CENTRAL BOARD FOR WORKERS EDUCATION, NAGPUR
STATEMENT OF INVESTMENT AS ON 31-3-2013
STATE GOVERNMENT SECURITIES/LOANS (GPF ACCOUNT)

(Amount in- Rs.)


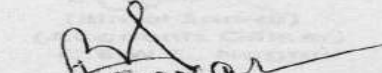


Sr. No. (1)	Description (2)	Certificate No. (3)	Amount Invested (4)	Date of Deposit (5)	Date of Maturity (6)	Rate of Interest (7)
1	MPSDL	N. G. 1	18500000.00	4-11-2004	1-11-2014	7.36%
		Total . .	18500000.00			

 (R.V. Banubakode) Accountant C.B.W.E., Nagpur	 (Binod Sarkar) (Accounts Officer) C.B.W.E., Nagpur	 (V.R. Hanwate) Additional Director I/c C.B.W.E. Nagpur	 (P.K.Padhy) Director C.B.W.E. Nagpur
--	--	---	--

CENTRAL BOARD FOR WORKERS EDUCATION, NAGPUR
SPECIAL DEPOSIT WITH STATE BANK OF INDIA
MAIN BRANCH, NAGPUR AS ON 31-3-2013

(Amount in- Rs.)





Sr. No. (1)	Description (2)	Account No. (3)	Amount Invested (4)
1	Special Deposit	SDS-6	39349925.00

 (R.V. Banubakode) Accountant C.B.W.E., Nagpur	 (Binod Sarkar) (Accounts Officer) C.B.W.E., Nagpur	 (V.R. Hanwate) Additional Director I/c C.B.W.E. Nagpur	 (P.K.Padhy) Director C.B.W.E. Nagpur
--	--	---	--

CENTRAL BOARD FOR WORKERS EDUCATION, NAGPUR
DETAILS OF GPF DEPOSITS WITH NATIONALIZED BANK AS ON 31-3-2013

(Amount in- Rs.)

Sr. No.	Name of the Bank	A/c Number of Certificate	Certificate Number	Amount Invested	Dated of Deposit	Date of Maturity	Rate of Interest	Interest Accrued
(1)	(2)	(3)	(4)	(5)	(6)	(7)	(8)	(9)
1	SBI	32397590894	525804	9900000.00	27-06-12	27-06-13	9%	696,340.00
2	SBI	32456989767	525978	7000000.00	31-07-12	31-07-13	9%	429,555.00
3	SBI	32456988924	525977	7000000.00	31-07-12	31-07-13	9%	429,555.00
4	SBI	32456987715	525976	6572609.67	31-07-12	31-07-13	9%	403,329.00
5	SBI	32456975368	525979	2158652.00	31-07-12	31-07-13	9%	132,466.00
6	SBI	31693038150	545752	5348932.00	05-10-12	13-04-14	8.50%	468,704.00
7	SBI	32108513833	96979	9772146.00	28-12-12	28-12-13	8.50%	859,969.00
8	SBI	32108515728	96978	9772146.00	28-12-12	28-12-13	8.50%	859,969.00
9	SBI	32108517420	96977	8686354.00	28-12-12	28-12-13	8.50%	764,417.00
10	SBI	31272391151	544331	5694721.00	20-07-11	20-07-12	9.25%	520,412.00
11	SBI	32407330677	544959	10935152.00	06-06-12	13-12-13	9%	829,188.00
12	SBI	32407326231	544942	10934348.00	02-06-12	09-12-13	9%	840,562.00
13	SBI	32407328342	544962	10935235.00	07-06-12	14-12-13	9%	826,336.00
14	SBI	32718970013	8079266803-7	5000000.00	19-12-12	19-12-13	8.50%	121,583.00
15	SBI	32718971801	8079266803-7	7500000.00	19-12-12	19-12-13	8.50%	182,374.00
16	SBI	32718970943	8079266803-7	7500000.00	19-12-12	19-12-13	8.50%	182,374.00
17	SBI	32915507606	8667581793-5	5000000.00	30-03-14	30-03-14	8.75%	2,378.00
18	UBI	88198	760488	5100000.00	19-10-12	19-10-13	9.25%	213,950.00
19	UBI	88197	760487	9900000.00	19-10-12	19-10-13	9.25%	415,315.00
			Total ..	144710295.67			Total ..	9178776.00





 (R.V. Banubakode) Accountant C.B.W.E., Nagpur	 (Binadi Sarkar) (Accounts Officer) C.B.W.E., Nagpur	 (V.R. Hanwate) Additional Director I/c C.B.W.E. Nagpur	 (P.K.Padhy) Director C.B.W.E. Nagpur
---	--	--	---

CENTRAL BOARD FOR WORKERS EDUCATION, NAGPUR
NEW PENSION SCHEME RECEIPT AND PAYMENT ACCOUNT
FOR THE YEAR 2012-2013

(Amount in Rs.)

RECEIPT			PAYMENT		
Amount 2011-12 (1) Rs.	Particulas (2)	Amount 2012-13 (3) Rs.	Amount 2011-12 (4) Rs.	Particulas (5)	Amount 2012-13 (6) Rs.
	To Opening Balance	4343959.15		By Employees	
3662509.15	SB/A/c	12169497.00		Contribution of Tier-I	
8031003.00	Deposits			By Board's	
4132.00	Remittance in transit	4132.00		Contribution of Tier-I	
645710.00	To Interest Received	805416.00		By amt. transferred to B.O.I.	20188782.00
	To Employees				
2146083.00	Contribution of Tier-I	2964206.00	17932.00	By TDS	
	To Board's				
2146083.00	Contribution of Tier-I	2964206.00	4343959.15	SB A/c	3058502.15
			12169497.00	Deposits	
			4132.00	Remittance in transit	4132.00
16635520.15	Total ..	23251416.15	16535520.15	Total ..	23251416.15



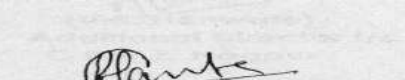

105

 (R.V. Banubakode) Accountant C.B.W.E., Nagpur	 (Binod Sarkar) (Accounts Officer) C.B.W.E., Nagpur	 (V.R. Hanwate) Additional Director I/c C.B.W.E. Nagpur	 (P.K. Padhy) Director C.B.W.E. Nagpur
--	--	---	---

CENTRAL BOARD FOR WORKERS EDUCATION, NAGPUR
DETAILS OF CTP ACCOUNT DEPOSITS WITH NATIONALIZED BANK AS ON 31-03-2013

(Amount in- Rs.)

Sr. No. (1)	Name of the Bank (2)	A/c Number of Certificate (3)	Certificate Number (4)	Amount Invested (5)	Dated of Deposit (6)	Date of Maturity (7)	Rate of Interest (8)	Interest Accrued (9)
1	SBI	31669956953	545670	5071858.00	19-9-12	28-3-14	8.50%	445,913.00
2	SBI	32444802015	525939	8890000.00	24-7-12	24-7-13	8.50%	560,234.00
3	SBI	32915506534	..	10226211.00	30-3-13	30-3-14	8.50%	4,863.00
			Total ..	24188069.00			Total ..	1011010.00

 (R.V. Banubakode) Accountant C.B.W.E., Nagpur	 (Binadi Sarkar) (Accounts Officer) C.B.W.E., Nagpur	 (V.R. Hanwate) Additional Director I/c C.B.W.E., Nagpur	 (P.K. Padhy) Director C.B.W.E., Nagpur
--	---	--	---