

# 56<sup>th</sup> ANNUAL REPORT AND ACCOUNTS 2014-15



**CENTRAL BOARD FOR WORKERS EDUCATION**  
Ministry of Labour and Employment, Government of India,  
North Ambazari Road, Nagpur-440 033.

**DRAFT  
REPORT OF**

**56<sup>th</sup> ANNUAL REPORT  
AND ACCOUNTS  
2014-15**



**CENTRAL BOARD FOR WORKERS EDUCATION**  
Ministry of Labour and Employment, Government of India,  
North Ambazari Road, Nagpur-440 033.

**CENTRAL BOARD FOR WORKERS EDUCATION**

(Registered under the Societies Registration Act. XXI of 1860 on 16<sup>th</sup> September, 1958)

**Members of CBWE as on 31<sup>st</sup> March, 2015**

**CHAIRMAN**

Shri K. Lakshma Reddy

**REPRESENTATIVES OF GOVERNMENT OF INDIA**

Shri Manish Gupta, Joint Secretary,  
Ministry of Labour & Employment, Govt. of India.

Shri Meenakshi Gupta, Joint Secretary & Financial Advisor (Labour) Ministry  
of Labour & Employment, Govt. of India.

Shri Y. S. K. Seshukumar, Joint Secretary (AE) & Director General,  
National Literacy Mission,  
Ministry of Human Resource Development, Govt. of India.

**REPRESENTATIVES OF STATE GOVERNMENTS**

Shri Vishnu Kumar Sharma, Joint Labour Commissioner (Law),  
Govt. of Rajasthan, Labour Department, Jaipur, Rajasthan.

Shri Siddarth Dev Verman, Principal Secretary (Labour & Employment),  
Govt. of Manipur, Manipur Secretariat, Manipur.

Shri D. C. Baxi, Dy. Labour Commissioner,  
O/o the Commissioner, Gujrat State, Gandhinagar, Gujrat.

Smt. Rita Bhadoria, Dy. Labour Commissioner, Noida, Uttar Pradesh.

**REPRESENTATIVES OF WORKERS ORGANISATIONS**

Shri R. Chandrasekharan, President-Indian National Trade Union Congress, Kerala.

Shri Krushna Chandra Patra, Hind Mazdoor Sabha (HMS), Cuttack.

Shri Hrinmaya J. Pandya, Vice-President, Bharatiya Mazdoor Sangh (BMS).

Shri Krishna Pratap Singh, Secretary, Bharatiya Mazdoor Sangh (BMS).

Smt. B. V. Vijayalakshmi, Secretary, All Indian Trade Union Congress, Hyderabad.

Shri A. L. Gupta, Vice President-AIUTUC, Kolkata.

(ii)

#### **REPRESENTATIVES OF EMPLOYERS' ORGANISATIONS**

|                       |  |
|-----------------------|--|
| Shri Jitendra Gupta,  | National Vice-President, Laghu Udyog Bharati, Bhopal.  |
| Shri Birendra Prasad, | Vice-President, ISSOCHAM, Gurgaon.   |
| Dr. U.D. Choubey,     | Director General-Council of India Employer (CIE)<br>Standing Conference of Public Enterprises (SCOPE). |
| Shri B. P. Pant,      | Executive Director, All India Organisation of Employer's.  |
| Shri Suresh Deora,    | Committee Member, Maharashtra State Board,<br>All India Manufacturer's Organisation.                   |
| Shri Somesh Dasgupta, | President, Corporate Affairs.  |

#### **REPRESENTATIVE OF EDUCATIONAL INSTITUTION**

|                         |                     |
|-------------------------|---------------------|
| Shri Mapanna Gangigeri, | Gulbarga, Karnataka |
|-------------------------|---------------------|

#### **REPRESENTATIVE OF UNIVERSITY GRANTS COMMISSION (UGC)**

|                   |  |
|-------------------|--|
| Prof. P. C. Vyas, | Former Vice-Chancellor, University of Rajasthan, Jaipur. |
|-------------------|--|

#### **EX-OFFICIO MEMBER SECRETARY**

|                       |   |
|-----------------------|---|
| Smt. Namratta Tiwary, | Director,<br>Central Board for Workers Education, Nagpur. |
|-----------------------|---|

#### **CENTRAL BOARD FOR WORKERS EDUCATION**

##### **Members of Governing Body as on 31<sup>st</sup> March, 2015.**

#### **PRESIDENT**

|                        |  |
|------------------------|--|
| Shri K. Lakshma Reddy, | Chairman, Central Board for Workers Education. |
|------------------------|--|

#### **VICE-PRESIDENTS**

|                         |   |
|-------------------------|---|
| Shri Aruna Kumar Sinha, | Additional Secretary, Ministry of Labour & Employment,<br>Government of India.                |
| Smt. Meenakshi Gupta,   | Joint Secretary & Financial Advisor, Ministry of Labour &<br>Employment, Government of India. |
| Shri A. K. Panda,       | Economic Advisor, Ministry of Labour & Employment,<br>Government of India.                    |

#### **MEMBERS**

|                           |   |
|---------------------------|---|
| Shri Vishnu Kumar Sharma, | Jt. Labour Commissioner (Law),<br>Government of Rajasthan, Labour Department, Jaipur. |
| Shri S. K. Dev Verman,    | Principal Secretary to the Govt. of Manipur, Labour &<br>Employment, Dept.            |

|                           |   |
|---------------------------|---|
| Shri R. Chandrasekharan,  | President, Indian National Trade Union Congress, Kerala.  |
| Shri H. J. Pandya,        | Vice-president, Bharatiya Mazdoor Sangh (BMS).            |
| Smt. B. V. Vijayalakshmi, | All India Trade Union Congress.                           |
| Shri Jitendra Gupta,      | National Vice-President, Laghu Udyog Bharati, Bhopal.     |
| Shri Birendra Prasad,     | Vice President, ISSOCHAM                                  |
| Shri B. P. Pant,          | Executive Director, All India Organization of Employer's. |

**EX-OFFICIO MEMBER SECRETARY**

|                       |   |
|-----------------------|---|
| Smt. Namratta Tiwari, | Director,<br>Central Board for Workers Education. |
|-----------------------|---|

**CENTRAL BOARD FOR WORKERS EDUCATION**

**Members of Finance Committee as on 31<sup>st</sup> March, 2015.**

**CHAIRMAN**

|                        |  |
|------------------------|--|
| Shri K. Lakshma Reddy, | Chairman, Central Board for Workers Education. |
|------------------------|--|

**MEMBERS**

|                        |  |
|------------------------|--|
| Shri Arun Kumar Sinha, | Additional Secretary,<br>Ministry of Labour & Employment, Govt. of India.                |
| Smt. Meenakshi Gupta,  | Joint Secretary & Financial Advisor,<br>Ministry of Labour & Employment, Govt. of India. |
| Shri K. C. Patra,      | Hind Mazdoor Sabha (HMS), Cuttack.   |
| Shri B. P. Pant,       | Executive Director,<br>All India Organization of Employer's.                             |
| Smt. Namratta Tiwari,  | Director, Central Board for Workers Education.   |

(iv)

**CENTRAL BOARD FOR WORKERS EDUCATION**

**Members of Managing Committee for IIWE, Mumbai as on 31<sup>st</sup> March, 2015**

**CHAIRMAN**

Shri K. Lakshma Reddy, Chairman, Central Board for Workers Education.

**VICE- CHAIRMAN**

Shri A. L. Gupta, Vice Preident,  
All Indian United Trade Union Centre AIUTUC, Kolkata.

**MEMBERS**

Shri Jagmohan Singh Raju, Director General,  
National Literacy Mission.

Smt. Meenakshi Gupta, Joint Secretary & Financial Advisor,  
Ministry of Labour & Employment, Govt. of India.

Shri A. K. Panda, Economic Advisor,  
Ministry of Labour & Employment, Govt. of India.

Shri Suresh Deora, Committee Member, Maharashtra State Board,  
All India Manufacturer's Organisation.

Shri Krishna Pratap Singh, Secretary, Bharatiya Mazdoor Sangh (BMS).

Shri Krushna Chandra Patra, Hind Mazdoor Sabha (HMS).

Dr. S. Rajagopala Reddi, Adult Education Hony. Secretary,  
Andhra Pradesh Productivity Council.

Shri Ravi Raman, Adult Education.

Dr. M. M. Rehman, Research.

Smt. Namratta Tiwari, Director, Central Board for Workers Education.

**EX-OFFICIO MEMBER SECRETARY**

Shri M. S. Mathapathi, Deputy Director (Trg.),  
I/C, Indian Institute of Workers Education (IIWE), Mumbai.

## **OUR OBJECTIVES**

- To strengthen among all sections of the working class, including rural workers, a sense of Patriotism, National Integrity, Unity, Amity, Communal Harmony, Secularism and pride in being an Indian;
- To equip all sections of workers, including rural workers and women workers, for their intelligent participation in social and economic development of the nation in accordance with its declared objectives;
- To develop amongst the workers a greater understanding of the problems of their social and economic environment, their responsibilities towards family members, and their rights and obligations as citizens, as workers in industry and as members and officials of their Trade Union;
- To develop capacity of workers in all aspects to meet the challenges of the country from time to time;
- To develop strong, united and more responsible trade unions and to strengthen democratic processes and traditions in the trade union movement through more enlightened members and better trained officials;
- To empower the workers as employees of the organization and to develop sense of belongingness as effective instruments of amicable industrial relations and maintaining industrial peace;
- To meet the needs of workers to have access to ways of acquiring and continuous upgradation of knowledge and skills that they require to find and hold a job.

**CONTENTS**

| Sr.<br>No. | Particulars  | Page<br>No. |
|------------|--|-------------|
| (1)        | (2)  | (3)         |
| 1          | Introduction .. ..   | 1-4         |
| 2          | The Board .. ..  | 5-8         |
| 3          | Indian Institute of Workers Education .. ..  | 9-7         |
| 4          | Programmes at Regional, Unit and Village Levels .. ..                                | 18-24       |
| 5          | Grants-in-Aid .. ..  | 25-26       |
| 6          | Publications and Educational Material .. ..  | 27          |
| 7          | Other Activities .. ..   | 28-30       |
| 8          | Highlights of Selected Programmes of the Board .. ..                                 | 31-45       |
| 9          | Impact at a Glance .. ..   | 46-49       |
| 10         | Statistical Tables .. ..   | 51-71       |
| 11         | Audit Certificate .. ..  | 75-76       |
| 12         | Replies to Separate Audit Report .. ..   | 77-88       |
| 13         | Balance Sheet .. ..  | 89          |
| 14         | Income and Expenditure Account .. ..   | 90          |
| 15         | Schedule 1-25 .. ..  | 91-112      |
| 16         | Receipt and Payment Account .. ..  | 113-114     |
| 17         | GPF Receipt and Payment Account .. ..  | 115         |
| 18         | GPF Income and Expenditure Account .. ..   | 116         |
| 19         | GPF Balance Sheet .. ..  | 117         |
| 20         | Statement showing details of Bank Balance in Savings Accounts and<br>Deposit Account | 118         |
| 21         | Details of HBA Deposits .. ..  | 119         |
| 22         | Details of Donation Deposits .. ..   | 120         |
| 23         | Details of SGF Deposits .. ..  | 121         |
| 24         | Statement of GPF Investment (with Schedules) .. ..                                   | 122         |
| 25         | Details of GPF Deposits with Nationalized Bank .. ..                                 | 123         |
| 26         | Details of CTP Account Deposits with Nationalized Bank .. ..                         | 124         |
| 27         | Details of Combined Account Deposits with Nationalized Bank .. ..                    | 125         |
| 28         | New Pension Scheme Receipt & Payment Account .. ..                                   | 126         |



## CHAPTER—I

### **INTRODUCTION :**

During the Second Five Year Plan it was felt by the Planners that democratic society like ours requires an active and intelligent participation of workers in the affairs of their Trade Unions and of the country for its speedy socio-economic development. A strong, free, responsible and democratic Trade Union movement would make significant contribution to the realization of better life for workers. Workers should be trained to play their role effectively for the attainment of socio-economic development of the country. It was envisaged that Workers Education could help in preparing the workers and their Trade Unions to play their role effectively in the task of nation building. It necessitated the Government of India in the year 1957 to secure an expert advice in formulating "Workers Education Scheme". As such the Government of India in collaboration with the Ford Foundation had appointed an International Team of Experts to suggest 'Workers Education Scheme'. The Team of Experts had submitted its report in March, 1957. The recommendations of the Team of Experts were endorsed by the Indian Labour Conference in its 15<sup>th</sup> session held in July, 1957. The Indian Labour Conference had recommended setting up of a semi-autonomous Board for administering the Workers Education Scheme. Consequent upon the recommendation, the Central Board for Workers Education was established on 16<sup>th</sup> September, 1958 and was registered under the Societies Registration Act, XXI of 1860. The Board is tripartite in character.

### **Organisational Set-up :**

The Board has its headquarters at Nagpur. It operates through a network of 50 Regional Directorates and 9 Sub Regional Directorates located in various parts of the country. There are six (6) Zonal Directorates at Delhi, Guwahati, Kolkata, Mumbai, Chennai and Bhopal to monitor and supervise the training activities of the Regional Directorates in their respective Zone.

The Board carries out its activities at three levels *viz.* National, Regional and Unit and conducts various training programmes. The national level programmes are conducted by the Board's Apex Training Institute called Indian Institute of Workers Education established in 1970 at Mumbai.

The primary aim of establishing the Indian Institute of Workers Education is to enable the Board to conduct national level training programmes for achieving its objectives, to develop stronger and more responsible Trade Unions, to promote the growth of democratic process in Trade Union administration, to equip labour to take its place in a democratic society, to inculcate in them 'Nation First' approach based on commonality of interests.

The Institute serves as an information centre and offers specialised training programmes for labour. It also serves as a clearing-house of information for Regional and Sub-Regional Directorates of the Board. It has a research wing for developing and perfecting methods and tools of teaching for workers. It also conducts in-house training programmes for the officials of the Board.

### **Board and Governing Body :**

The Board is headed by a part-time non-official Chairman, who is nominated by the Government of India. Presently Shri K. Lakshma Reddy is the Chairman of the Board. The Director of the Board is Administrative Head of the Board. Ms. Namratta Tiwari was the Director of the Board during the year.

The Board comprises representatives of Central Organizations of Workers, Central Organizations of Employers, Central and State Governments and Educational Bodies. The affairs of the Board are managed by Governing Body elected from amongst the members of the Board.

At the Regional Directorate level, Regional Advisory Committees have been set up to review the progress of the scheme, to recommend measures for proper implementation of the programmes and generally to guide the work of Regional Directorates. The Regional Advisory Committees are also tripartite in nature.

### **Coverage :**

The training programmes of the Board cater to the training needs of the workers of organized, unorganized, rural and informal sectors. Supervisory and managerial cadres are also covered through Joint Education Programmes. During the year 2014-15, 9744 programmes for organized, unorganized, rural and informal sectors were organized for 3,54,597 workers. The figures include the programmes and workers trained by the Trade Unions under the Grants-in-Aid scheme of the Board.

**Evaluations :**

Evaluations of the programmes of CBWE have also been done from time to time since inception of the Board. Further the Board assesses its programmes internally by way of getting feedback from the workers as well as employees' and employers' organizations and accordingly the required changes are planned and implemented.

The impact of the CBWE's training programmes in unorganized/rural sector was so encouraging that 820 Self Help Groups were formed during 2014-15 which helped in generation of self employment among the members of these Self Help Groups.

**Thrust Areas :**

Looking to the vast magnitude of the workers of rural, unorganized and informal sectors, the Board's thrust was on Educating Rural, Unorganized Workers in general and Tribal Labour, Child Labour and Women Workers in particular.

**Special Component for North-East Region :**

The Central Board for Workers Education focuses special attention to the workers of North-East region for the development of the region. This region of the country is covered by the CBWE through its four Regional Directorates situated at Guwahati, Imphal, Tinsukia and Siliguri.

Besides regular training programmes, special programmes on topics such as HIV/AIDS, Human Rights, National Integrity Panchayati Raj and Communal Harmony *etc.* are also conducted for developing awareness among different categories of workers including tea garden workers.

A Zonal Directorate to monitor exclusively the workers education activities of the North-East Region has been established by the Board at Guwahati. A special package of Rs. 2.01 crore was also sanctioned by Govt. of India to CBWE during the year under report to undertake the activities in the North-East Region.

During the year under report, the Board organized 549 programmes for 20812 workers from North-East region which includes 76 special programmes conducted for 2266 union activists.

**Training of Women Workers :**

In tune with the Government of India's emphasis on empowering the 'women workers' special efforts were made to have more participation of women workers in Board's various training programmes. During the year 2014-15, 265376 women participated in Board's various training programmes.

### Performance in Terms of Training Activities

Performance of Board's activities during the year under report as against the previous year is as under:

| Sr. No. | Name of Activity  | 2013-14       |                     | 2014-15       |                     |
|---------|---|---------------|---------------------|---------------|---------------------|
|         |   | No. of Progs. | No. of Participants | No. of Progs. | No. of Participants |
| (1)     | (2)   | (3)           | (4)                 | (5)           | (6)                 |
|         | <b>National Level</b>   |               |                     |               |                     |
| 1       | Courses for Trade Unions  | 37            | 956                 | 35            | 599                 |
| 2       | Refresher Courses for Regional Directors/<br>Education Officers | 4             | 86                  | -             | -                   |
| 3       | Conference for DDs/ZDs/RDs and RD I/c                           | -             | -                   | -             | -                   |
| 4       | Courses for Group C&D Employees of Board                        | 3             | 65                  | 1             | 23                  |
| 5       | Programmes on Workers Participation in<br>Management            | -             | -                   | -             | -                   |
| 6       | Activists from Jammu & Kashmir                                  | 2             | 36                  | 1             | 15                  |
| 7       | Central Trade Unions of North-East Region                       | -             | -                   | -             | -                   |
|         | <b>ORGANISED SECTOR :</b>                                       |               |                     |               |                     |
|         | <b>National Level</b>   |               |                     |               |                     |
| 8       | Special Programmes for North-East Region<br>( 5 days)           | 6             | 180                 | 15            | 450                 |
|         | <b>Regional Level</b>   |               |                     |               |                     |
| 9       | Training of Trainers (45-days)                                  | 7             | 195                 | 6             | 185                 |
| 10      | Personality Development Programmes<br>(21 days)                 | 39            | 928                 | 37            | 1015                |
| 11      | Refresher Courses for Trainers (5-days)                         | 4             | 74                  | 4             | 64                  |
| 12      | Joint Education Programmes (3-days)                             | 2             | 102                 | 4             | 81                  |
| 13      | Need Based Seminars (2-days)                                    | 363           | 8367                | 278           | 6898                |
| 14      | Self Generation of Funds Programmes<br>(1/2/3-days)             | 392           | 7693                | 354           | 6703                |
| 15      | Programmes on Workers Participation in<br>Management (3-days)   | 13            | 353                 | 10            | 292                 |
| 16      | Joint Educational Programmes (1-day)                            | 637           | 15898               | 606           | 15015               |
| 17      | Special Programmes for VRS opted<br>Employees ( 2-days)         | -             | -                   | -             | -                   |
| 18      | State Level Programmes for N-E Region<br>( 3-days)              | -             | -                   | -             | -                   |
| 19      | Special Programmes for SGF (5-days)                             | -             | -                   | -             | -                   |
| 20      | Awareness Programmes on HIV/AIDS<br>(2-days)                    | -             | -                   | -             | -                   |
| 21      | Need Based Seminar (1 day)/(5 days)                             | 4             | 61                  | 11            | 350                 |
|         | <b>Unit Level</b>   |               |                     |               |                     |
| 22      | Part Time/Full Time Unit Level Classes                          | 74            | 1757                | 86            | 2306                |
| 23      | Joint Education Programmes (2-days)                             | 308           | 7538                | 264           | 6755                |
| 24      | Functional Adult Literacy Classes<br>(6-months)                 | 8             | 185                 | 3             | 51                  |
| 25      | Quality of Life Programmes (4-days)                             | 4             | 160                 | 4             | 156                 |
| 26      | Quality of Life Programmes (2-days)                             | 69            | 2476                | 53            | 1860                |
| 27      | Plant Level Programmes (1-Day)                                  | 168           | 4249                | 173           | 4813                |

**Table-contd.**

| (1) | (2)  | (3)          | (4)           | (5)         | (6)           |
|-----|--|--------------|---------------|-------------|---------------|
|     | <b>UNORGANISED SECTOR :</b>  |              |               |             |               |
| 28  | Empowerment Programmes for Unorganized/<br>Weaker Sections Workers (4-days)  | 322          | 12637         | 290         | 11311         |
| 29  | Quality of Life Programmes (4-days)  | 83           | 3198          | 65          | 2487          |
| 30  | Quality of Life Programmes (2-days)  | 160          | 6230          | 141         | 5384          |
| 31  | Retraining Programmes (1-day)  | 157          | 9000          | 145         | 8154          |
| 32  | State Level Programmes for Skill Develop-<br>ment North-East Region (3-days) | 22           | 660           | 35          | 1045          |
| 33  | Personality Development Programmes<br>(10-days)                              | 2            | 60            | 2           | 60            |
| 34  | Programmes for Stone Quarry Workers<br>(2-days)                              | 14           | 555           | 16          | 639           |
| 35  | Programmes for Unorganized Sector<br>Workers (2-days)                        | 896          | 34534         | 496         | 19256         |
| 36  | Programmes for Women Workers (2-days)  | 718          | 28139         | 428         | 16477         |
| 37  | Programmes for Parents of Child Labour<br>(2-days)                           | 114          | 4448          | 89          | 3373          |
| 38  | Programmes for Child Labour (2-days)   | 101          | 4008          | 64          | 2413          |
| 39  | Programmes for SCSP/TSP Workers<br>(2-days)                                  | 4185         | 158942        | 3649        | 136496        |
| 40  | Programmes on Labour Welfare and<br>Development (2-days)                     | 506          | 20542         | 368         | 14285         |
| 41  | Programmes for Panchayati Raj<br>Functionaries (2 days)                      | 52           | 1841          | 37          | 1310          |
| 42  | Programmes for Panchayati Raj for<br>North-East Region (3 days)              | 15           | 443           | 24          | 711           |
| 43  | Programme on Construction Workess<br>(2-days)                                | -            | -             | 355         | 13752         |
| 44  | Programme for Rickshaw Puller<br>(2-days)                                    | -            | -             | 3           | 115           |
|     | <b>RURAL SECTOR :</b>  |              |               |             |               |
| 45  | Rural Awareness Camps (2-days)   | 1057         | 41548         | 829         | 32264         |
| 46  | Empowerment Programmes for Rural<br>Workers (4-days)                         | 128          | 4957          | 115         | 4519          |
| 47  | Retraining Programmes (1-day)  | 135          | 7796          | 134         | 7571          |
| 48  | MGNREGA Rural Sector (2 Days)  | 1            | 40            | -           | -             |
| 49  | MGNREGA Village Level Programmes   | 575          | 23072         | 345         | 13505         |
| 50  | MGNREGA Block Level Programmes   | 145          | 14309         | 88          | 8625          |
| 51  | MGNREGA District Level Programmes  | 3            | 60            | 4           | 80            |
| 52  | Grants-in-aid Programmes   | 71           | 2847          | 77          | 3134          |
|     | <b>TOTAL ..</b>  | <b>11560</b> | <b>430082</b> | <b>9744</b> | <b>354597</b> |

## CHAPTER – II

### THE BOARD

The Board comprises representatives of Central Organizations of Workers & Employers, Central and State Governments, University Grants Commission and representative of Association working in the field of Workers Education.-

Shri K. Lakshma Reddy had taken over the charge of Chairman of Central Boards for Workess Education on 13-8-2014.

The Board has been reconstituted on 17<sup>th</sup> April, 2013.

During the year under report, the following personalities were as Members of the Board.

#### **CHAIRMAN :**

Shri K. Lakshma Reddy Chairman, Central Board for Workers Education

#### **MEMBERS :**

|                            |   |
|----------------------------|---|
| Shri Arun Kumar Sinha      | Additional Secretary,<br>Ministry of Labour and Employment, Govt. of India.                       |
| Smt. Meenakshi Gupta       | Joint Secretary & Financial Adviser (Labour),<br>Ministry of Labour & Employment, Govt. of India. |
| Shri Y. S. K. Seshukumar   | Joint Secretary (AE) & Director General,<br>Ministry of Human Resource Development.               |
| Shri Vishnu Kumar Sharma   | Joint Labour Commissioner (Law),<br>Government of Rajasthan, Labour Development.                  |
| Shri D. C. Baxi            | Deputy Labour Commissioner,<br>Office of the Labour Commissioner.                                 |
| Smt. Rita Bhadoria         | Dy. Labour Commissioner,<br>Office of the Labour Commissioner, UP State                           |
| Shri S. K. Dev Verman, IAS | Commissioner (Labour & Employment),<br>Government of Manipur.                                     |
| Shri Hrinmaya J. Pandya    | Vice President,<br>Bharatiya Mazdoor Sangh (BMS).   |
| Shri R. Chandrasekharan    | President,<br>Indian National Trade Union Congress, Kerala, Branch.                               |
| Shri Krushna Chandra Patra | Hind Mazdoor Sabha (HMS).   |
| Shri Krishna Pratap Singh  | Secretary,<br>Bharatiya Mazdoor Sangh (BMS).  |
| Shri B. V. Vijayalakshmi   | Secretary,<br>All India Trade Union Congress (AITUC).   |
| Shri A. L. Gupta           | Vice President,<br>All India United Trade Union Centre (AIUTUC).                                  |
| Shri Jitendra Gupta        | National Vice President,<br>Laghu Udyog Bharati, Bhopal.  |
| Shri Birendra Prasad       | ISSOCHAM,<br>Vice-President-HR  |
| Dr. U. D. Choubey          | Council of Indian Employer's (CIE) Director General   |
| Shri B. P. Pant            | Council of Indian Employer's (CIE) Executive Director,<br>All India Organisation of Employers.    |
| Shri Suresh Deora          | Maharashtra State Board,<br>All India Manufacturers Organisation                                  |
| Shri Somesh Dasgupta       | President, Corporate Affairs & Administration, DPSC<br>& IPCL.                                    |

**CHANGE OF MEMBERSHIP :**

The Board was reconstituted on 17-04-2013 .

**BOARD MEETING**

70<sup>th</sup> Annual General Meeting of the Board was held at New Delhi on 10<sup>th</sup> November, 2014 under the Chairmanship of Shri K. Lakshma Reddy, Chairman, CBWE.

**MEETINGS OF THE GOVERNING BODY**

The Governing Body two meetings were held during the year 2014-15.

1 165<sup>th</sup> Meeting at Delhi on 26<sup>th</sup> May, 2014.

The Board approved the 54th Annual Report & Audited Accounts for the year 2012-2013.

2 166<sup>th</sup> Meeting at Nagpur on 10<sup>th</sup> November, 2014 and extended meeting on 18<sup>th</sup> November, 2014 at New Delhi.

**IMPORTANT DECISIONS**

The Governing Body in its one meeting approved the following proposals :

- Approved 54th Annual Report and Audited Statements of Accounts of CBWE for the year 2012-13.
- The proposal of changing structure of RAC.
- The proposal of continuance of Temporary Group-A post of Financial Adviser, CBWE to be continued process selection be expedited..
- The proposal of Continuance of Temporary Group B and C to be continued process to fill up the post be expedited.
- MOU with BSNL case shall be approved by CBWE.
- Utilization of Corpus Fund, Chairman requested Ministry of Labour and Employment to expedite decision on the proposal and replies submitted by CBWE.
- Approved filling up vacant post of CBWE.
- Revision of pattern of Expenditure relating to CBWE Educational Training Programmes at National Level at IIWE, Mumbai as per demand of INTUC, BMS, HMS, AITUC, CITU & Other approved in principles.
- Revision of Hostel Charges CBWE to issue necessary orders.
- Revision of pattern of Expenditure relating to CBWE Educational Training Programmes of Unorganised and Rural Sector workers.
- Members desired to attend Foundation day Programme on 16<sup>th</sup> September and visit Nagpur.

### Regional Advisory Committees

The Regional Advisory Committees for the Regional Directorates of CBWE constituted to help the Workers Education Scheme to forge ahead, continued to review and guide the functioning of the respective Regional Directorates.

During the year under report, the following persons were nominated as the Chairman of the Regional Advisory Committee (RACs) of the Regional Directorates Mentioned below:-

| Sr. No.<br>(1) | Name of the Chairman<br>(2)  | Period<br>(3)                  | Name of Centre<br>(4) |
|----------------|--|--------------------------------|-----------------------|
| 1              | Dr. Manish Ranjan, IAS, Labour Commissioner,<br>Govt. of Jharkhand, Deptt. of Labour, Empl. & Trg.<br>Labour Building, Doranda, Ranchi - 834002<br>Ph. No. 0651-2482040, M- 9430177777<br>E mail-manishranjan2@gmail.com                 | 19-01-2015<br>to<br>18-01-2017 | JAMSHEDPUR            |
| 2              | The Labour Commissioner,<br>Govt. of West Bengal, 1, K. S. Roy Road, 11 <sup>th</sup> Floor,<br>Kolkata - 70001, Labour Department, Govt. of<br>West Bengal.   | 19-11-2014<br>to<br>18-11-2016 | KOLKATA               |
| 3              | Shri Chander Mohan Jindal,<br>Divisional Railway Manager,<br>North Eastern Railway, Izzatnagar - 243122<br>Phone No. 0581-2515946<br>e-mail : drm@izn.railnet.gov.in   | 27-03-2015<br>to<br>26-03-2017 | BAREILLY              |
| 4              | Shri Dharmendra Kumar Singh,<br>Dy. Labour Commissioner, Ghaziabad Region,<br>Ghaziabad.   | 27-03-2015<br>to<br>26-03-2017 | GHAZIABAD             |
| 5              | Shri Amit Kashyap, IAS Labour Commissioner,<br>Govt. of Himachal Pradesh, Labour & Employment<br>Deptt. New Himrus Building, Himland Hotel,<br>Shimla- 171001.   | 24-02-2015<br>to<br>23-02-2015 | PARWANOO              |
| 6              | Shri Thiru P. Marimuthu,<br>Joint Commissioner of Labour,<br>O/o the Joint Commissioner of Labour,<br>Behind RTO Complex]<br>Dr. Bala Sundaram Road,<br>COIMBATORE - 641 018<br>Phone No. 0422-2247917<br>E-mail - iccbe.tnlabour@nic.in | 01-08-2014<br>to<br>31-07-2016 | COIMBATORE            |
| 7              | Shri Hrudaynath Shrikant Shirodkar,<br>H. No. 209/27, Kamakshi Krupa, Khadpabandh,<br>Ponda - Goa - 403401 M. 9422639131<br>E-mail - hruday23@gmail.com.   | 07-11-2014<br>to<br>06-11-2016 | GOA                   |
| 8              | Shri Shankar Karnam,<br>Asstt. General Manager (HR" & Admn.) Kudremukh<br>Iron Ore Company Ltd., A Govrn. of India<br>Enterprise, Panambur, Mangalore - 575010,<br>M - 9483647406<br>E.mail-skarnam196417@yahoo.com                      | 13-01-2015<br>to<br>12-01-2017 | VADODARA              |

**Regional Advisory Committee—Contd.**

|    |  |                                |         |
|----|--|--------------------------------|---------|
| 9. | Dr. S. K. Jain,<br>General Manager (HRD),<br>Birla Cement Works, Chanderia Cement Works,<br>Madhavnagar, Chanderia, Chittorgarh - 312 021<br>(Rajasthan)<br>Phone - 01472-256601 to 256608<br>Fax - 01472-256620, 256609 | 27-03-2015<br>to<br>26-03-2017 | UDAIPUR |
| 10 | Shri Rajbehari Sharma,<br>Gen. Sectetary, Bhartiya Majdoor Sangh, 42, Patel<br>Colony, Sardar Patel Marg, C-Scheme,<br>Jaipur (Raj.) 302001. M- 9829877144   | 17-11-2014<br>to<br>16-11-2016 | JAIPUR  |
| 11 | Shri. Avinash Mishra, General Manager, Malanpur<br>District Bhind (MP)<br>Resident Addr. 67, Anupam Nagar, University<br>Road, Thatipur, Gwalior - 474 011.<br>M- 09425110133<br>E-mail-mishraavinash325@gmail.com       | 10-06-2014<br>to<br>09-06-2016 | GWALIOR |

**Meetings of Finance Sub Committee**

The 57<sup>th</sup> Finance Sub-Committee Meeting of the Board held on 26<sup>th</sup> May, 2014 at New Delhi to ratify the Revised Estimate 2013-14 & Budget Estimate for 2014-15 proposed by the Board and to approve the Audited Annual Accounts of the Board for 2012-13.

The 58<sup>th</sup> Meeting of Finance Sub-Committee of the Board held at New Delhi on 1<sup>st</sup> September, 2014 to approve the Annual Accounts of the Board for 2013-14. The Annual Accounts for the Financial Year 2013-14 approved by the Finance Sub-Committee and the same was submitted to Audit.

**Finance and Accounts**

Grants-in-aid of Rs.46.03 crores under Non-plan and Rs.16.71 crore under Plan inclusive of Grants for North East region was received from Ministry of Labour & Employment, Government of India, New Delhi by the Board for the Financial Year 2014-15. The Board has utilize a sum of Rs.46.03 crores under Non-Plan and Rs.11.77 crores under plan. As such there is unspent grant of Rs.4.94 crores under Plan by the end of 2014-2015.



## CHAPTER—III

**INDIAN INSTITUTE OF WORKERS EDUCATION**

The Indian Institute of Workers Education (IIWE), Mumbai was established in the year 1970 by the Central Board for Workers Education (CBWE). The IIWE, being the apex training institute, organizes a variety of training programmes such as in-house training programmes for Board's Officials, specialized courses and seminars for the representatives of Central Trade Union Organizations/ Federations and their affiliated Associations working in the field.

The activities of the Institute are directed by the Managing Committee constituted for the purpose by the Governing Body of the Board. The Managing Committee consisted of the following Members:—

**CHAIRMAN :**

Shri K. Lakshma Reddy Central Board for Workers Education.

**VICE – CHAIRMAN :**

Shri. A. L. Gupta Vice-President, All India United Trade Union Centre (AIUTUC), Kolkata.

**MEMBERS :**

Shri Y. S. K. Seshukumar, Joint Secretary (AE) & Director General, Ministry of Human Resource Development.

Smt. Meenakshi Gupta, Joint Secretary & Financial Adviser (Labour) , Ministry of Labour & Employment, Govt. of India.

Shri A. K. Panda Economic Advisor, Ministry of Labour & Employment, Govt. of India.

Shri Suresh Deora, Committee Member, Maharashtra State Board, All India Manufacturer's Organisation.

Shri Krishna Pratap Singh, Secretary, Bharatiya Mazdoor Sangh (BMS).

Shri Krushna Chandra Patra Hind Mazdoor Sabha (HMS).

Dr. S. Rajagopala Reddi Adult Education Hony. Secretary, Andhra Pradesh Productivity Council

Shri Ravi Raman Adult Education

Dr. M. M. Rehman Research

Smt. Namratta Tiwari Director, Central Board for Workers Education.

**EX – OFFICIO MEMBER SECRETARY :**

Shri J.P.Phogat Deputy Director (Trg.), IIWE, Mumbai

### Training Programmes

During the year 2014–15, the Institute conducted 37 training programmes for the officials of CBWE as well as activists of Central Trade Union Organizations, National Federations and Management representatives.

Duration, number of participants, classification of training programmes *etc.* are given in the following table:—

| Sr. No. | Name of the Programme  | Theme  | Duration             | Sex-wise Distribution |        | Total |
|---------|--|--|----------------------|-----------------------|--------|-------|
|         |  |  |                      | Male                  | Female |       |
| (1)     | (2)  | (3)  | (4)                  | (5)                   | (6)    | (7)   |
| 1.      | Activists of Northern Railway Men's Union (NRMU)   | Women's Participation in Trade Union                       | 02.06.14 to 06.06.14 | -                     | 21     | 21    |
| 2.      | Activists of HMS   | Sustainable Growth & Problems of Informal Sector           | 16.06.14 to 20.06.14 | 15                    | 06     | 21    |
| 3.      | Activists of AITUC   | Gender Work & Health                                       | 23.06.14 to 27.06.14 | -                     | 11     | 11    |
| 4.      | Activists of BMS   | Working Condition & Social Security for Health Workers     | 07.07.14 to 11.07.14 | 01                    | 26     | 27    |
| 5.      | Activists of NFIR  | Leadership Qualities & Skill Upgradation                   | 14.07.14 to 18.07.14 | 16                    | -      | 16    |
| 6.      | Activists of BMS   | Social Environmental Risk Management                       | 04.08.14 to 08.08.14 | 16                    | 04     | 20    |
| 7.      | Activists of INTUC   | Leadership Development                                     | 18.08.14 to 22.08.14 | 30                    | -      | 30    |
| 8.      | Activists of INTUC   | Capacity Building of Domestic & Unorganised Worker Leaders | 01.09.14 to 05.09.14 | 25                    | 08     | 33    |
| 9.      | Activists of Second Line Leaders of National Federation of Indian Railwaymen in Telangana Divn.(INTUC) | Building Organizational Leadership                         | 15.09.14 to 19.09.14 | 20                    | 08     | 28    |
| 10.     | Activists of Second Line Leaders of National Federation of Indian Railwaymen in Telangana Divn.(INTUC) | Building Organizational Leadership                         | 15.09.14 to 19.09.14 | 17                    | -      | 17    |
| 11.     | Activists of National Union of Sea-farers (NUSI HMS)   | Role of Trade Union in Transport Industry                  | 22.09.14 to 24.09.14 | 22                    | —      | 22    |

**Table—contd.**

| (1) | (2)   | (3)  | (4)                  | (5) | (6) | (7) |
|-----|---|--|----------------------|-----|-----|-----|
| 12. | Activists of HMS  | Trade Union Mgt. & RTI Act                                   | 25.09.14 to 27.09.14 | 20  | —   | 20  |
| 13. | Activists of NRMU   | Work Culture & Organizational Development                    | 29.09.14 to 01.10.14 | 19  | -   | 19  |
| 14. | Activists of Central Govt. Employees Confederation (CGEC)     | Work Culture & Organizational Development                    | 07.10.14 to 10.10.14 | 12  | -   | 12  |
| 15. | Activists of Indian National Rural Labour Federation (INTUC)  | Social Security Schemes for Unorganised Sector               | 13.10.14 to 17.10.14 | 20  | 03  | 23  |
| 16. | Activists of HMS  | Problems of Unorganised Workers – ILO Provisions             | 27.10.14 to 31.10.14 | 03  | 04  | 07  |
| 17. | Activists of National Organization of Bank Workers (BMS)      | Customer Relationship in Present Scenario                    | 10.11.14 to 14.11.14 | 27  | 01  | 28  |
| 18. | Activists of BMS  | Social Responsibilities of Trade Union in Transport Industry | 17.11.14 to 21.11.14 | 27  | 02  | 29  |
| 19. | Activists of J & K  | Gender Equality  | 24.11.14 to 28.11.14 | 15  | -   | 15  |
| 20. | Activists of HMS  | New Economic Scenario & the Role of T.U.                     | 01.12.14 to 05.12.14 | 17  | .   | 17  |
| 21. | Activists of HMS  | Present Economic Scenario-Challenges before Youth            | 15.12.14 to 19.12.14 | 09  | -   | 09  |
| 22. | Activists of All India Major Port SC/ST Employees Federation  | Challenges before Trade Union                                | 18.12.14 to 20.12.14 | 40  | -   | 40  |
| 23. | Activists of INTUC  | Impact of Globalisation on Socio-Economic Development        | 22.12.14 to 24.12.14 | -   | 14  | 14  |
| 24. | SGF Programme for the Employees of Pawanhans Helicopters Ltd. | Human Relations & Inter-Personal Relations                   | 26.12.14             | 11  | 09  | 20  |
| 25  | Activists of BLIAS (BMS)                                      | Leadership Development                                       | 05.01.15 to 07.01.14 | 24  | 03  | 27  |

**Table—contd.**

| (1)          | (2)   | (3)  | (4)                        | (5)        | (6)        | (7)        |
|--------------|---|--|----------------------------|------------|------------|------------|
| 26           | Activists of Bharatiya Postal Employees Association Gr. 'C' (BMS) | Women Empowerment  | 12.01.15<br>to<br>16.01.15 | -          | 23         | 23         |
| 27           | SGF Programme for the Employees of Pawanhans Helicopters Ltd.     | Management Excellence for Organizational Effectiveness                   | 15.01.15                   | 17         | 01         | 18         |
| 28           | Activists of AITUC  | Emerging Challenges before Trade Union                                   | 19.01.15<br>to<br>23.01.15 | 25         | 04         | 29         |
| 29           | Activists of UTUC   | Health & Safety Measures for Organised Sector                            | 27.01.15<br>to<br>29.01.15 | 23         | -          | 23         |
| 30           | Activists of Indian National Cement Workers Fed. (INTUC)          | Empowering the Leadership  | 02.02.15<br>to<br>06.02.15 | <b>16</b>  | -          | <b>16</b>  |
| 31           | SGF Programme for the Officials of NPCIL, Daman                   | Rights & Responsibilities in the Labour Law                              | 07.02.15<br>to<br>08.02.15 | <b>17</b>  | -          | <b>17</b>  |
| 32           | Activists of HMS  | Leadership Skills in Changing Scenario                                   | 09.02.15<br>to<br>13.02.15 | <b>25</b>  | -          | <b>25</b>  |
| 33           | Activists of Textile Workers Union (BMS)                          | Role of Textile Workers in Changed Scenario                              | 16.02.15<br>to<br>20.02.15 | <b>18</b>  | <b>05</b>  | <b>23</b>  |
| 34           | Activists of BKSM   | Industrial Relations & Human Relations                                   | 23.02.15<br>to<br>25.02.15 | 30         | -          | 30         |
| 35           | Activists of Delhi Parivahan Mazdoor Sangh (BMS)                  | Social Responsibilities / Challenges before T.Uns. in Transport Industry | 11.03.15<br>to<br>13.03.15 | 24         | -          | 24         |
| 36           | Activists of HMS  | International / National & Circular Migration – Pros & Cons              | 16.03.15<br>to<br>20.03.15 | 09         | 02         | 11         |
| 37           | Activists of ICL  | Effective Enforcement of Labour Law in Unorganized Sector                | 23.03.15<br>to<br>27.03.15 | 27         | 02         | 29         |
| <b>Total</b> |   |  | <b>37 Progs.</b>           | <b>637</b> | <b>157</b> | <b>794</b> |

**Organisationwise Distribution :**

The institute always accommodates the needs and demand of the Unions and Leaders. No wonder, there is heavy demand for programmes of IWE throughout the country. Most of the Central Trade Union Organizations nominated their activists for the training programmes.

The Organisation wise distribution of the participants is as follows:

| Sr. No. | Name of Organisation                            | No. of Programme | Gender wise Distribution |            |            |
|---------|---|------------------|--------------------------|------------|------------|
|         |   |                  | Male                     | Female     | Total      |
| (1)     | (2)   | (3)              |                          | (4)        |            |
| 1.      | AITUC   | 02               | 25                       | 15         | 40         |
| 2.      | INTUC   | 07               | 128                      | 33         | 161        |
| 3.      | H.M.S.  | 08               | 120                      | 12         | 132        |
| 4.      | BMS   | 08               | 137                      | 64         | 201        |
| 6.      | United Trade Union Congress (UTUC)              | 01               | 23                       | -          | 23         |
| 7.      | B.K.S.M.  | 01               | 30                       | -          | 30         |
| 8.      | Indian Confederation of Labour (ICL)            | 01               | 27                       | 02         | 29         |
| 9.      | CBWE Officers & Staff                           | -                |                          |            |            |
| 10.     | Central Govt. Employees Confederation (CGEC)    | 01               | 12                       | -          | 12         |
| 11.     | Indian Railway                                  | 03               | 35                       | 21         | 56         |
| 12.     | All India Major Port SC/ST Employees Federation | 01               | 40                       | -          | 40         |
| 13.     | Jammu & Kashmir                                 | 01               | 15                       | -          | 15         |
| 14.     | SGF   | 03               | 45                       | 10         | 55         |
|         | <b>Total</b>                                    | <b>37</b>        | <b>637</b>               | <b>157</b> | <b>794</b> |

**Position wise Distribution :**

In the programmes not only members of the Central Trade Unions/Federations are participating but their Office Bearers and Executive Committee Members also showing their keen interest in the programmes. Similarly, Management Representatives also participated during the year under report.

The position wise distribution of the participants is as below :—

| Sr. No.<br>(1) | Position<br>(2)        | Male<br>(3) | Female<br>(4) | Total<br>(5) |
|----------------|------------------------|-------------|---------------|--------------|
| 1.             | Chairman / Chairperson | --          | 04            | 04           |
| 2.             | Vice Chairman          | 02          | --            | 02           |
| 3.             | President              | 61          | 12            | 73           |
| 4.             | Vice President         | 44          | 07            | 51           |
| 5.             | General Secretary      | 55          | 05            | 60           |
| 6.             | Secretary              | 93          | 09            | 102          |
| 7.             | Organizing Secretary   | 01          | 08            | 09           |
| 8.             | Treasurer              | 24          | 02            | 26           |
| 9.             | Joint Secretary        | 27          | --            | 27           |
| 10.            | Branch Chairman        | 06          | --            | 06           |
| 11.            | Exe. Comm. Members     | 20          | 08            | 28           |
| 12.            | Members                | 270         | 77            | 347          |
| 13.            | In house Participants  | 28          | 10            | 38           |
| 14.            | District Secretary     | 01          | 11            | 12           |
| 15.            | Distt. Vice President  | 04          | 02            | 06           |
| 16.            | Asstt. Secretary       | 01          | 02            | 03           |
|                | <b>Total ..</b>        | <b>637</b>  | <b>157</b>    | <b>794</b>   |

**Statewise Distribution of the Participants :**

In the year 2014-2015 this institute conducted 37 training programmes. Programmes were conducted for the nominees of 24 States as shown below in the table :—

| Sr. No.<br>(1)  | Name of the State<br>(2) | Male<br>(3) | Female<br>(4) | Total<br>(5) |
|-----------------|--------------------------|-------------|---------------|--------------|
| 1.              | Maharashtra              | 182         | 39            | 221          |
| 2.              | Gujrat                   | 32          | 09            | 41           |
| 3.              | Chandigarh               | 04          | -             | 04           |
| 4.              | Madhaya Pradesh (M.P.)   | 39          | 19            | 58           |
| 5.              | Chhattisgarh             | 03          | 01            | 04           |
| 6.              | Jammu & Kashmir          | 15          | --            | 15           |
| 7.              | Himachal Pradesh         | 03          | 02            | 05           |
| 8.              | Rajasthan                | 52          | 15            | 67           |
| 9.              | Uttar Pradesh            | 29          | 05            | 34           |
| 10.             | Orissa                   | 18          | 14            | 32           |
| 11.             | Tamilnadu                | 29          | --            | 29           |
| 12.             | Kerala                   | 31          | 02            | 33           |
| 13.             | Karnataka                | 07          | 03            | 10           |
| 14.             | Pondicherry              | 02          | --            | 02           |
| 15.             | Punjab                   | 01          | 02            | 03           |
| 16.             | New Delhi                | 28          | 13            | 41           |
| 17.             | Haryana                  | 11          | 02            | 13           |
| 18.             | Andhra Pradesh           | 59          | 11            | 70           |
| 19.             | Telangana                | 02          | 13            | 15           |
| 20.             | Bihar                    | 06          | --            | 06           |
| 21.             | West Bengal              | 39          | 05            | 44           |
| 22.             | Jharkhand                | 25          | --            | 25           |
| 23.             | Goa                      | 08          | 02            | 10           |
| 24.             | Uttarakhand              | 12          | --            | 12           |
| <b>Total ..</b> |                          | <b>637</b>  | <b>157</b>    | <b>794</b>   |

**Categorywise Distribution :**

During the year 2014-2015, adequate care was taken to cover Scheduled Castes and Scheduled Tribes employees of the country in large number in various training programmes organized by the IIWE. The category-wise break-up is given in the following table.—

| Sr.No.<br>(1)    | Category<br>(2) | Male<br>(3) | Female<br>(4) | Total<br>(5) |
|------------------|-----------------|-------------|---------------|--------------|
| 1.               | SC              | 126         | 11            | 137          |
| 2.               | ST              | 35          | 23            | 58           |
| 3.               | Others          | 476         | 123           | 599          |
| <b>Total . .</b> |                 | <b>637</b>  | <b>157</b>    | <b>794</b>   |

**Statistical Outline of the IIWE Library Activities :**

The IIWE, Library and Documentation Centre, throughout the year continued engaged in activities like collection, development, processing, organisation of collection, information displays to fulfill the educational, recreational and informational needs of the users particularly related to labour matters. Library worked with prime objective to provide right document, in right form to right person.

| Sr.No.<br>(1) | Library Activity<br>(2)   | April 2014-March 2015<br>(3) |
|---------------|---|------------------------------|
| 1.            | Number of library users   | 853                          |
| 2.            | Documents Issued & Referred   | 3502                         |
| 3.            | Selective Dissemination of Information (SDI) services to the users                    | 93 (on 128 Topics)           |
| 4.            | Visitors in Photo Gallery   | 59                           |
| 5.            | Total number of library books   | 15068                        |
| 6.            | Number of library books added during the year   | Nil                          |
| 7.            | Assignment Topics/Group Discussions   | 61                           |
| 8.            | Selective Dissemination of Information (SDI) services to the IIWE course participants | 153                          |
| 9.            | Study Material Reference topics   | 59                           |
| 10.           | Total Number of Ph. D Thesis  | 38                           |



**Audio Visual Aids :**

During the year 2014-15, the Audio Visual Section of IIWE undertook the following job.

| Sr.No.<br>(1) | A.V. Aid<br>(2)                               | No./Frequency<br>(3) |
|---------------|---|----------------------|
| 1.            | Computer / Laptop / LCD/<br>Lumens Visualizer | 324                  |
| 2.            | O. H. P.                                      | 06                   |
| 3.            | Video CD Show                                 | 38                   |

**Photo Gallery :**

During the year 2014-15, 59 members from all over India visited Photo Gallery.

**Labour Education Service :**

The Post of Research Officer transferred from IIWE to Head Office.

**Analysis and Impact of Training Programmes :**

During the year 2014-15 Institute conducted 37 training programmes and trained 794 participant. Out of the 794, 637 are male and 157 are female. Institute conducted programmes on 30 different themes of current usage. All the theme-based programmes were highly appreciated by the participants.

Throughout the year 17 different organizations, such as all Central Trades Unions, CBWE Officials from different Regional Directorates, Jammu Kashmir, Govt. Organizations, Public Sector Undertaking, etc. participated in the programmes.

Shri S. Gopinath, Group General Manager & Regional Head of ONGC, Mumbai Region, Shri Krishna Pratap Singh, Member, Managing Committee, IIWE, Shri H. Pandya, Board Member & Vice Chairman, CBWE, Dr. Vijayalaxmi, Vice Chairperson, CBWE, Shri Suryakant Mahadik, Ex. MLA & President, Bharatiya Kamgar Sena Mahasangh, Mumbai inaugurated / addressed the participants of different training programmes conducted by IIWE during the year .

**Thrust on North-East Region :**

During the year 2014-15, training programmes for North-East Regions are organized and conducted at respective Regional Directorates of North-East Regions.

**Managing Committee Meetings :**

The 37<sup>th</sup> Meeting of the Managing Committee for IIWE was held at IIWE, Mumbai on 8<sup>th</sup> October, 2014.

**Notable Features :**

1. Photogallery digitalisation and preparation of DVD work initiated and is near completion.
2. **10,200** accession numbers were recorded in computer which will be the base for the preparation of subject catalogues in future.
3. Library processed 785 books and rearranged 3500 books to facilitate users.
4. Library provided Special Reference Service (SDI) at all India level to **93** users on **128** topics of current importance.

**Faculty Support :**

During the year under report, 3 Training Officers at IIWE Co-ordinated and conducted the training programmes along with expert services from the respective fields *i.e.* Trade Union/ Management/ Govt. Organizations *etc.*

## CHAPTER—IV

**PROGRAMMES AT REGIONAL, UNIT AND VILLAGE LEVELS****TRAINING OF WORKERS IN ORGANISED SECTOR :**

The Central Board for Workers Education continued to organize the below mentioned training programmes for the workers in organized sector at Regional and Unit Levels through the 50 Regional and 9 Sub-Regional Directorates spread throughout the country :—

|     |   |                             |
|-----|---|-----------------------------|
| 1.  | Training of Trainers  | 45 days                     |
| 2.  | Refresher Courses for Trainers                              | One week                    |
| 3.  | Personality Development Programmes                          | 3 weeks                     |
| 4.  | Joint Education Programmes                                  | One/Two/Three Days          |
| 5.  | Need Based Seminar  | Two Days                    |
| 6.  | Self-Generation of Funds Programme                          | One/Two/Three Days          |
| 7.  | Programmes on Quality of Life for Workers and their Spouses | Two/Four Days               |
| 8.  | Part-time Unit Level Classes (One hour per day)             | 45 Days                     |
| 9.  | Part-time Unit Level Classes (One hour per day)             | One month                   |
| 10. | Week-end Unit Level Classes                                 | Three Months                |
| 11. | Full-time Unit Level Classes                                | Three Weeks                 |
| 12. | Need Based Special Seminars                                 | One day/Five Days Part-Time |
| 13. | Functional Adult Literacy Classes                           | 6 months Part-Time          |
| 14. | Special Seminars for Trained Workers at Plant Level         | One Day                     |

As in the previous year, emphasis was continued to be on coverage of workers from new and uncovered industries. The reports received from the Regional Directorates revealed that more and more active workers and trade union officials evinced keen interest in Workers Education Programmes.

**Training of Trainers :**

The workers, who are selected and trained at the Regional Directorates as Trainers, are the front liners in conducting training activities at the enterprise level. Their potentiality, effectiveness, teaching skills, interest and motivation contribute to the quality of training.

During the year 2014-15, 185 Trainers were trained in the 6 full time one and half month courses. Out of them 131 Trainers were from Public Sector 54 and from the Private Sector.

Union-wise break-up of Trainers trained during the year is as follows.—

|    |                       |    |
|----|-----------------------|----|
| 1. | INTUC                 | 27 |
| 2. | AITUC                 | 8  |
| 3. | BMS                   | 17 |
| 4. | HMS                   | 46 |
| 5. | CITU                  | 2  |
| 6. | UTUC                  | 1  |
| 7. | All India Federations | 19 |
| 8. | Others                | 65 |

**Total .. 185**

Remarkable change in the quality of nominees sponsored by Trade Unions for the Training of Trainers courses has been noticed. The persons holding positions in the Trade Unions were nominated for the courses. Their classification is as follows.—

|    |                   |            |
|----|-------------------|------------|
| 1. | Presidents        | 4          |
| 2. | Vice-Presidents   | 15         |
| 3. | Secretaries       | 21         |
| 4. | Treasurers        | 18         |
| 5. | Executive Members | 22         |
| 6. | Representatives   | 51         |
| 7. | Others            | 54         |
|    |                   | —          |
|    | <b>Total ..</b>   | <b>185</b> |
|    |                   | —          |

### **Study Tours :**

Study tour is conducted during the 1 ½ months Training of Trainers Course with a view to facilitate the Trainees to have first hand information of trade unions, industrial relations, productivity techniques, safety work, environment *etc.* at different places of the country. The employers paid full TA/DA to the Trainer Trainees as per rules of their respective organizations for the 8 study tours conducted during the year under report.

### **Local Excursions :**

As part of the training course local excursions are organized by Regional Directorates to the major Trade Union Offices, Industrial Establishments and Labour Departments to facilitate the Trainer Trainees to know their working and hold discussions with concerned officials on matters of practical importance. During the year, 14 local excursions were organized for the Trainer Trainees.

### **Refresher Courses for Trainers :**

Trainers engaged in conducting unit level classes are given orientation by the Regional Directorates, to update their knowledge on subjects covered in the Unit Level Classes and also to develop their skills of imparting training to the workers effectively with reference to the latest trends of teaching methodology. During the year under report 04 Refresher Courses were organized in which 64 Trainers were given orientation.

### **Personality Development Programmes :**

One of the popular training programmes of the Board appreciated by the Trade Unions is the Personality Development Programme of 21 days duration, as it has provided them to depute their active workers for equipping leadership quality, communication and negotiating skills. During the year 37 courses were organized for 1015 participants.

### **Joint Education Programmes :**

Short-term Joint Education Programmes of one/two/three days are organized by the Board to provide an opportunity to the representatives of Trade Unions and managements to discuss matters on Participative Management, Productivity, Industrial Health and Safety, Work Culture, Participation in Bi-partite Committees *etc.* on a common platform.

The feed-back received from the organizations where these programmes have been conducted revealed that the Joint Education Programmes have helped managements and trade unions too in a big way in developing mutual understanding, team spirit and group dynamics at work place. The demand for these courses has been constantly on increase. During the year under report 874 Joint Education Programmes were conducted for 21,851 representatives of managements and trade unions.

### **Need Based Seminars :**

Subject Based or Need Based Seminars of 1 day, 2 days & 5 days duration at regional level and unit level are conducted with a view to provide in-depth and updated knowledge on topics of importance to Trade Union Office bearers and other workers. During the year 7248 workers participated in 289 such programmes.

### **Programmes for Self-Generation of Funds :**

The Board has been conducting the self-generation of funds programmes of 1/2/3-day durations at regional level by charging a nominal fee. During the year under report 354 such programmes were organized for 6,703 workers participants.

### **Programmes on Quality of Life for Workers and their Spouses :**

The Central Board for Workers Education has been conducting the programme on "Quality of Life for Workers and their Spouses" of 2-days/4-days duration since 9<sup>th</sup> five year plan with a view to mould the attitudes, to develop motivation, to build-up personality, to raise family status, to maintain good neighbourhood relations, to develop awareness about environment, cleanliness, to develop a spirit of team work, human relations, productivity consciousness, commitment to work, discipline, mutual trust, health and hygiene *etc.* of the workers and their spouses. Since its introduction, this has become one of the popular programmes of the Board.

During 2014-15, the Board organized 263 such programmes in which 9887 workers educated and their spouses were trained. Out of the 263 programmes for 9887 participants, 57 programmes for 2016 workers and their spouses were from organized sector while 206 programmes for 7871 workers and their spouses were from unorganized sector.

### **Special Seminars for Trained Workers at Plant Level :**

The workers who were trained long back are unaware about the latest developments that have taken place since the introduction of the New Economic and Industrial Policy of the Government of India.

In view of the changing scenario in the industrial field, it is imperative to keep the workers who were trained long back in the Unit Level Classes, in touch with the latest developments in the labour field to improve their functional efficiency.

The Board, therefore, started since 1997 one-day Special Seminar at Plant Level for those employees who have been trained before 1992 in the Unit Level Classes.

During the year under report, 173 such programmes were organized for 4,813 workers.

### **Unit Level Classes :**

Trained Trainers conduct unit level classes for the rank and file of workers in their respective enterprises. The Board continued to conduct one month unit level classes on themes of Trade Unionism, Labour Economics, Industrial Relations, Social Security and Labour Welfare introduced during 1991-92. The Board also continued to conduct week-end classes during the year under report. During the year 2306 workers were trained in 86 sessions of unit level classes.

### **Study Tours and Local Excursions :**

Study tours and local excursions were also arranged for the participants of unit level classes with the co-operation of respective management, besides class room teaching. During the year 7 study tours of unit level classes were organized. The employers paid TA/DA towards the study tours as per the rules of their organizations. The worker trainees undertook 21 local excursions during the year.

### **Programmes on Workers Participation in Management :**

The Ministry of Labour & Employment, Government of India considered the CBWE an appropriate medium to propagate the concept of "Workers Participation in Management" and accordingly Central Board for Workers Education was entrusted with the responsibility of organizing 10 such programmes at Plant Level during the year 2014-15.

The Board has successfully conducted these programmes after identifying such establishments where Workers Participation Scheme is in operation and trained 292 representatives of workers and managements at Plant Level.

**TRAINING OF WORKERS IN UNORGANISED SECTOR :**

The workers engaged in Unorganized Sector and Small Scale Industries are worst exploited and are unaware about their rights and entitlements under the various laws. Since these workers are divided in small industrial units, their organizations have weak collective bargaining strength. With a view to develop awareness about their problems, difficulties and protective labour laws at work place and help them in finding solutions as well as equip them in developing their own organizations, the CBWE has been organizing four-day empowerment programmes for these workers since 1979. However, the role of the Board is mainly educational and motivational.

The workers of the unorganized and small scale sectors belong to the industries such as Handloom, Powerloom, Khadi and Rural Industries, Small Scale Industries, Industrial Estates, Handicrafts, Sericulture, Coir Industries, Beedi Industries, Glass, Brass and Slate making Industries and so on. The Board has also been conducting 2-day programmes for the workers in the unorganized sector so as to cover more number of workers as they may find it difficult to attend a four day duration programme.

During the year under report, the Board conducted 644 programmes of 2/4 days duration in which 25069 workers participated and were trained. These programmes were conducted at Regional, Sub-Regional and Semi- Urban Places by identifying the functional needs of the target group.

The category-wise break up of the workers trained in these programmes is given at Table-V.

**Programmes for Workers of Weaker Sections :**

The Board conducts four-day empowerment programmes for workers belonging to weaker sections who are normally head-load workers, casual workers, civic and sanitation workers, construction workers, domestic servants, handicapped workers, rickshaw pullers and others with a view to enlighten them about their rights and obligations, importance of organization, avoidance of wasteful expenditure, schemes for betterment including welfare legislations, family budget, adoption of small family norms, combating social evils *etc.*

During 2014-15, the Board conducted 142 four-(4) day empowerment programmes for 5498 workers in which the participants were educated. Each programme was formulated on the functional needs of the particular group after assessing its needs by the Education Officers. To make teaching more interesting and meaningful informal and extension methods were followed.

The category-wise breakup of the workers trained in these programmes is given below.—

| Sr. No. | Category                   | No. of Progms. | Male       |          |           |            | Female      |            |             |             | Grand Total |
|---------|----------------------------|----------------|------------|----------|-----------|------------|-------------|------------|-------------|-------------|-------------|
|         |                            |                | SC         | ST       | OTH       | Total      | SC          | ST         | OTH         | Total       |             |
| (1)     | (2)                        | (3)            | (4)        | (5)      | (6)       | (7)        | (8)         | (9)        | (10)        | (11)        | (12)        |
| 1.      | Women Workers              | 99             | -          | -        | -         | -          | 1155        | 443        | 2204        | 3802        | 3802        |
| 2.      | Child Labour               | 3              | 7          | -        | 54        | 61         | 24          | -          | 35          | 59          | 120         |
| 3.      | Young Workers              | 10             | 34         | 7        | 27        | 68         | 132         | 86         | 109         | 327         | 395         |
| 4.      | Handicapped Workers        | -              | -          | -        | -         | -          | -           | -          | -           | -           | -           |
| 5.      | Civic & Sanitation Workers | 5              | -          | -        | 1         | 1          | 96          | 2          | 94          | 192         | 193         |
| 6.      | Construction Workers       | 2              | -          | -        | -         | -          | 45          | 7          | 22          | 74          | 74          |
| 7.      | Head Load Workers          | 7              | 60         | -        | -         | 60         | 87          | -          | 127         | 214         | 274         |
| 8.      | Rickshaw Drivers           | -              | -          | -        | -         | -          | -           | -          | -           | -           | -           |
| 9.      | Stone Quarry Workers       | 4              | 11         | -        | -         | 11         | 76          | 17         | 56          | 149         | 160         |
| 10.     | Others                     | 12             | -          | -        | -         | -          | 168         | 36         | 276         | 480         | 480         |
|         | <b>Total ..</b>            | <b>142</b>     | <b>112</b> | <b>7</b> | <b>82</b> | <b>201</b> | <b>1783</b> | <b>591</b> | <b>2923</b> | <b>5297</b> | <b>5498</b> |

### Labour Welfare and Development Programmes :

The Board has been conducting these programmes since 2003-04 with a view to generate awareness among the Rural/Unorganized sector workers about the various welfare schemes of the Government of India for their socio-economic development.

During the year 2014-15, the Board has organized 368 Labour Welfare and Development Programmes for 14,285 workers of rural and unorganized sectors were trained.

### Special Programmes :

Besides 2-day programmes for Unorganised Workers, Special Programmes of same duration are also organized for Women Workers, SC/ST Workers and Parents of Child Labour/Child Labour. During the year 2014-2015, the Board has organized 5096 programmes in which 192361 workers participated and were educated.

### Programmes for Workers in Stone Quarries :

In one of the Judgments in 1984, the Supreme Court of India had directed the CBWE to organize periodic camps for workers in Stone Quarries and Stone Crushers in Faridabad District to enlighten them about their rights and entitlements. In accordance with the directives of the Supreme Court of India, the Board has been conducting two-day awareness camps for these workers in Faridabad district since 1984. The camps are conducted at work sites or at places convenient to the workers in collaboration with Trade Unions functioning in the quarries.

The thrust was on creating awareness among these workers about their rights and entitlements, protective and welfare provisions under various laws such as The Bonded Labour System (Abolition) Act, 1976, The Contract Labour (Regulation and Abolition) Act, 1976, The Maternity Benefit Act, 1961, The Equal Remuneration Act, 1976, The Minimum Wages Act, 1948, The Mines Act, 1952, The Factories Act, 1948, The Employees Provident Fund Act, 1952, The Employees State Insurance Act, 1948, The Inter State Migrant Workmen Act, 1979, etc.

During the year 2014-15, 239 workers participated and were enlightened in (06) camps of Two-days duration.

| Sr. No. | Place                       | Duration   | No. of Participants |            | Total      |
|---------|-----------------------------|--|---------------------|------------|------------|
|         |                             |  | Male                | Female     |            |
| (1)     | (2)                         | (3)  | (4)                 | (5)        | (6)        |
| 1.      | Dhruva Dera, Faridabad      | 16 <sup>th</sup> to 17 <sup>th</sup><br>August, 2014 | 8                   | 32         | 40         |
| 2.      | Babulal Ka Dera, Faridabad  | 24 <sup>th</sup> to 25 <sup>th</sup><br>August, 2014 | 11                  | 29         | 40         |
| 3.      | Gadahkhor, Faridabad        | 28 <sup>th</sup> to 29 <sup>th</sup><br>Sep., 2014   | 32                  | 8          | 40         |
| 4.      | Babulal Ka Dera, Faridabad  | 19 <sup>th</sup> to 20 <sup>th</sup><br>Dec., 2014   | 4                   | 36         | 40         |
| 5.      | Jashwant Ka Dera, Faridabad | 18 <sup>th</sup> to 19 <sup>th</sup><br>Feb., 2015   | 14                  | 26         | 40         |
| 6.      | Mahalaxmi Dera, Faridabad   | 23 <sup>rd</sup> to 24 <sup>th</sup><br>Feb., 2015   | 11                  | 28         | 39         |
|         | <b>Total ..</b>             |  | <b>80</b>           | <b>159</b> | <b>239</b> |

### Personality Development Programmes :

The Board introduced during the year 2007-08 a new programme of ten-days duration on pilot basis, called Personality Development Programmes for the workers of unorganized sector with a view to develop all sorts of skills among the unorganised workers besides equipping them to develop their own organizations and run them smoothly and effectively.

The programme will be organized on All India basis and the participants will be selected in consultation with the Trade Union Organizations. During the period under report 2 such programmes were conducted for 60 unorganised workers.

**Retraining Programme for Trained Workers :**

During the year 2007-08, the Board also introduced a new one-day programme called Retraining Programme for those Trained Workers, who were trained before five years, to update their knowledge and also to make them aware about the various schemes launched by the Central/State Governments after their initial training. During the period under report 145 such retraining programmes were conducted for 8154 unorganized workers.

**Special Programmes for Panchayati Raj Institutions :**

The Panchayati Raj Institutions have been entrusted with the responsibility of preparing plans and implementation of various programmes of rural infrastructure development and poverty alleviation which calls for necessary knowledge and skills among the elected members of Panchayati Raj. For the success of Panchayati Raj, its members need to be educated and trained to shoulder the responsibilities in a best manner. Owing to the increasing thrust of the Govt. of India for educating the elected members of Panchayati Raj Institutions, the Board has started, during the year 2007-08, exclusive training programmes of 2-days duration for the elected members of the Panchayati Raj Institutions.

During the year 2014-15, the Board conducted 37 programmes for 1841 elected members of the Panchayati Raj Institutions. Besides that the Board has conducted 24 programmes for 711 members of Panchayati Raj for North-East Region of 3 days duration in which the participants were enlightened.

**TRAINING OF WORKERS IN RURAL SECTOR**

Rural Workers Education Programmes are being conducted since 1977-78 with a view to equip the rural workers to appreciate and analyse their socio-economic problems and to enable them to find solutions to these problems. The main thrust of the Board is to help rural workers in developing and strengthening their own organizations and in shaping their personality. However, the role of the CBWE is mainly educational and motivational. The Board's Rural Workers Education Programmes cover Landless Labour, Agricultural Workers, Tribal Labour, Marginal Farmers, Fisheries Labour, Rural Artisans, Forest Labour and Educated Unemployed Youth in Rural Areas.

**Rural Awareness Camps :**

The Rural Awareness Camps are introductory courses where the trainees, besides awareness of family budget, health & hygiene, minimum wages, social evils *etc.*, are exposed to new ideas and to avail of the benefits of welfare schemes. These are organized with a view to focus the attention on the specific needs and to discuss current socio-economic problems in which the participants are interested.

During the year under report 829 rural workers participated in 32264 two-day awareness camps. The category-wise break-up of these workers and the workers trained in 4-day Empowerment Programmes for Rural Workers is given in Table-II.

**Empowerment Programmes for Rural Workers :**

In pursuance of the recommendations of the Committee on Rural Camps, the Board has introduced 4-day Empowerment Programmes for Rural Workers during the year 2003-04. The Empowerment Programmes aim at promoting self-confidence, self-help, team-work to create an atmosphere of congenial relationship.

During the year 2014-15, 115 Empowerment Programmes were organized in which 4,519 workers participated and were also educated.

**Retraining of Trained Rural Workers :**

Like unorganised sector workers, the Board also introduced the Retraining Programmes of one-day duration for Rural Workers during the year 2007-08 with the same objective.

During the period under report, 134 such programmes were conducted for 7,571 participants educated.

### Orientation Programmes for Rural Volunteers :

To update the knowledge of the Rural Volunteers on the subjects covered in the Rural Awareness Camps and also to develop their skills to convince the rural workers to join the training programmes, one week Orientation Programme for Rural Volunteers engaged in organizing Rural Awareness Camps are organized by the Regional Directorates.

### SPECIAL TRAINING PROGRAMMES UNDER MGNREGA SCHEME

#### Mahatma Gandhi National Rural Employment Guarantee Scheme :

The special programmes for the beneficiaries of Mahatma Gandhi National Rural Employment Guarantee Act (MGNREGA) are being conducted by CBWE from the financial year 2011-12. This scheme is launched by the Govt. of India, which guarantees wage employment, the primary objective is to enhance livelihood security in rural areas by providing at least 100 days of guaranteed employment in a financial year to every household whose adult members volunteer to do unskilled manual work.

In the Mahatma Gandhi National Rural Employment Guarantee Scheme (MGNREGS), the following activities are being conducted under the Project.-

- 1. Village Level Programme :** A Village Level Programme is conducted at village level for 40 participants with an expenditure of Rs. 10,000 per programme.
- 2. Block Level Programme :** A Block Level Programme is conducted at block level for 100 participants with an expenditure of Rs. 81,000 per programme.
- 3. District Level Programmes :** A District Level Programme is conducted at district level for 20 participants with an expenditure of Rs. 55,000 per programme.

During the year 2014-15, the Board has conducted 437 programmes for the 22210 workers in rural sector under MGNREGA schemewere educated.

| Sr. No. | Year            | No. of Programmes Conducted | No. of Participants Trained |
|---------|-----------------|-----------------------------|-----------------------------|
| (1)     | (2)             | (3)                         | (4)                         |
| 1       | Village Level   | 345                         | 13505                       |
| 2       | District Level  | 4                           | 80                          |
| 3       | Block Level     | 88                          | 8625                        |
|         | <b>Total ..</b> | <b>437</b>                  | <b>22210</b>                |

### IMPACT OF MGNREGA PROGRAMMES

In order to improve the process of sensitization, the subject matter, course content, the detailed inputs, material, methodology etc. are evaluated through discussion and interaction with the experts from different fields attended the programmes as guests and with some of the trainees. The overall impact of the Village /Block / District Level Programmes under MGNREGA to stimulate and encourage the worker trainees to participate meaningfully in the scheme. The participants were enthusiastic to share the acquired knowledge and information with fellow workers in their respective villages. Many of the participants opined that the information given in the programmes is very much useful in getting the employment and decided to attend Gramsabha for development of village work and excite to get job card. The number of Job Card holders got the prescribed days of work as mentioned in the scheme.



CHAPTER—V  
**GRANTS-IN-AID**

The Central Board for Workers Education through its Grants-in-Aid Scheme extends financial assistance to Trade Union Organizations and Educational Institutions etc. for conducting their own Workers Education Programmes.

The Grants-in-Aid Scheme of the Board was introduced in the year 1960 and developed considerably since then. It was modified and improved from time to time after taking into consideration the suggestions and demands from the Trade Unions. The Rules and Procedure of the Grants-in-Aid Scheme have been simplified accordingly to meet the Trade Union needs.

Grants-in-aid is available for conducting four types of training programmes according to the local requirements of the Trade Union Organizations as under : -

- |   |                  |
|---|------------------|
| 1. Full time residential programmes             | 3 days to 7 days |
| 2. Full time non-residential programmes         | 3 days to 7 days |
| 3. Part time non-residential programmes         | 2 days to 4 days |
| 4. State level full time residential programmes | 3 days to 7 days |

The grantees are allowed flexibility regarding subjects to be covered and number of participants. The Grants-in-Aid Scheme has also been extended to the Rural Workers.

By the end of March, 2015, 3134 Trade Union Organisations etc., availed grants-in-aid amounting to Rs. 2,70,38,351.62 from the Board and trained 6,83,927 workers. The details of the Grants-in-Aid paid and workers trained are given in TABLE – XV.

During 2014–2015, an amount of Rs. 64440 was paid to the 5 Trade Union Organizations as grants for conducting their own programmes in which 3134 workers were trained. The subjects covered under these programmes were Trade Unionism, Productivity, Relations between Trade Union and Management, Wages, Bonus, Minimum Wages for Rural Workers, Industrial Safety and Hygiene, Labour Legislations, Population and Family Welfare etc.

The Regional Directors / Education Officers of the Board inspected the Grants-in-aid programmes and provided necessary guidance to grantees in organizing grants-in-aid programmes.

Details of Grants-in-Aid paid to the Trade Union Organisations during the year 2013-14 and 2014-15 are as under :

| Sr. No. | Organisation   | No. of Trade Unions / Institutions to whom Grant was paid during |          | Amount of Grant Paid (in Rupees) |               |
|---------|--|--|----------|----------------------------------|---------------|
|         |  | 2013-14  | 2014-15  | 2013-14                          | 2014-15       |
|         | CENTRAL ORGANISATIONS / NATIONAL FEDERATIONS                         |  |          |                                  |               |
| 1       | Bharatiya Mazdoor Sangh (BMS)  | 6  | 1        | 1,16,470                         | 15,930        |
| 2       | Indian National Trade Union Congress (INTUC)                         | 8  | -        | 1,11,105                         | -             |
| 3       | All India Trade Union Congress (AITUC)                               | 1  | -        | 15,930                           | -             |
| 4       | Hind Mazdoor Sabha (HMS)   | -  | -        | -                                | -             |
| 5       | Centre of Indian Trade Unions  | -  | -        | -                                | -             |
| 6       | Independent Trade Unions   | 12   | 1        | 1,69,700                         | 10,530        |
| 7       | Other Bodies Registered under Societies Registration Act XXI of 1860 | 13   | 3        | 1,80,756                         | 37,980        |
| 8       | All India Defence Employees Federation                               | -  | -        | -                                | -             |
|         | <b>Total ..</b>  | <b>40</b>  | <b>5</b> | <b>5,93,961</b>                  | <b>64,440</b> |

Other Bodies Registered under Societies Registration Act XXI of 1860 (April, 2014 to March, 2015)  
are as under :

| Sr.<br>No. | Name of the Union/Other Institution                       |
|------------|---|
| 1          | Abhinav Bahuddeshiya Kala Manch. Gadchiroli (Maharashtra) |
| 2          | Thanapalli Millita Jubalk Sangh, Khordha (Odisha)         |
| 3          | Navneet Foundation, Raibareilli, UP                       |

\* \* \* \* \*

## CHAPTER—VI

**PUBLICATIONS AND EDUCATIONAL MATERIAL**

The CBWE, being an educational institute brings out suitable educational material in the form of textual booklets in a simple and lucid style for workers of organized, unorganized and rural sectors. Similarly, to sustain the interest of the participants in the class and to make teaching more interesting and meaningful, A.V. Aid in the form of pictorial booklets, posters, C. Ds., films etc. are also brought out.

Before bringing out the educational material and A.V. Aid in printed form these are discussed by the officers of the Board in the workshops organized from time to time after assessing the needs of the workers, trade unions and managements. The booklets are sold at a subsidized price of Rs. 5/- per copy. However, the Pictorial Booklets are priced for Re.1/- per copy since they are sold to the workers of rural/unorganized sector. By the end of March, 2015, no titles were published in English, Hindi and regional languages due availability of above materials.

**Workers Education Journal :**

The Board publishes the quarterly journal “Workers Education” which contains standard articles on Trade Unionism, Industrial Relations, Labour Economics, Tools and Techniques of Education, Productivity, Participative Management etc. in English and Hindi. No issue of Workers Education Journal was brought out during the year under report.

**CBWE Publication :**

The Board brings out CBWE Rajbhasha Visheshank in Hindi with a view to disseminate various activities of the Board on official language was released on 16<sup>th</sup> September, 2014 at New Delhi. Similarly, “Shram Kiran” was also released on 26<sup>th</sup> January, 2015 at Head Office, Nagpur which includes the articles, poems etc. contributed by the officials of the CBWE.

\* \* \* \* \*

## CHAPTER—VII

**OTHER ACTIVITIES****Staff Empowerment**

The Board has given a considerable thrust on development and empowerment of its officials through a variety of training programmes, which would widen their knowledge and skills and help to enhance and upgrade their functional competency. During the year 2014-15, the Board has conducted 6 Interactive Induction and orientation programmes for Skill Development initiatives for field Officers of CBWE are as follows:

| Sr. No. | Name of Programme | Name of Training  | Participants                            |
|---------|-------------------|---|---|
| (1)     | (2)               | (3)   | (4)                                     |
| 1       | 6                 | Interactive Induction and orientation Programmes for Skill Development initiatives. | Regional Directors & Education Officers |

**Public Grievances**

A separate Vigilance Cell became functional at the National Headquarters of the Central Board for Workers Education with effect from 28/09/1993. The Vigilance Cell is primarily entrusted with the work related to Departmental Inquiries & Court Cases. The section is being taken care of by an Assistant Director and an UDC under the supervision of Additional Director & Dy. Director (HQ) who functions as part-time Chief Vigilance Officer of the Board in addition to his routine duties.

During the year 2014-15, the Vigilance Cell has also administered the Court Cases pertaining to the Board in respect of the Service & Civil matters relating to Pension, Rent, Promotion and MACP, arbitration etc., in various Courts. Out of which 28 cases have been disposed of and on account of ensuing 10 new cases during the year 2014-2015 under report. At the end of current year *i. e.* on 31<sup>st</sup> March 2015, 44 cases were before Hon'ble Court for disposal.

During the period 2014-15, total 28 Public Grievance cases received and out of which 19 cases has been disposed off, at the end of current year *i.e.* on 31/03/2015, 09 cases were pending. Only 8 Departmental Inquiries are under process up to 31<sup>st</sup> March, 2015.

**Staff Welfare**

As a welfare measure, the officials of the Board were granted various advances admissible to them under rules during the year 2014-15, Computer and Conveyance Advances - Nil

**Staff Position**

The sanctioned strength of Group A, B, C & Multi Tasking Staff employees as on 31-3-2015 was as under.—

| Sr. No. | Name of office                                | Group "A" | Group "B"  | Group "C"  | Multi Tasking Staff | Total      |
|---------|---|-----------|------------|------------|---------------------|------------|
| (1)     | (2)   | (3)       | (4)        | (5)        | (6)                 | (7)        |
| 1       | Head Office, Nagpur                           | 5         | 11         | 37         | 10                  | 63         |
| 2       | Indian Institute of Workers Education, Mumbai | 1         | 5          | 8          | 7                   | 21         |
| 3       | Zonal Directorates (6)                        | 6         | 5          | 24         | 6                   | 41         |
| 4       | Regional Directorates (50)                    | 0         | 265        | 203        | 121                 | 589        |
|         | <b>Total ..</b>                               | <b>12</b> | <b>286</b> | <b>272</b> | <b>144</b>          | <b>714</b> |

### Information Provided Under Right to Information Act, 2005 :

Under the Right to Information Act, 2005, the Board has provided relevant information to 66 applicants on their request during the year 2014-15 and received an application fees and deposited in the Board's Accounts for amount of Rs. 1,274 on this account.

#### Implementation of Official Language - Hindi

During the year 2014-2015, The Officers and employees of the Board were given awards and incentives for passing Hindi Examination under Hindi Teaching Scheme of the Govt. of India, Department of Official Language, Ministry of Home Affairs and for giving dictation in Hindi and for doing their official work in Official Language Hindi in addition to English as per rules.

During the year 2014-15, Official Language Implementation Committee of the Board held 03 meetings at Head Office, Nagpur and reviewed the progress made in the use of Hindi at Head Office, Indian Institute of Workers Education, Mumbai and all Zonal/ Regional Directorates of the Board.

#### Official Language Hindi Workshop

During the year 2014-15, Two (2) Official Language Hindi Workshops were organized as detailed below.—

| Sr. No. | Workshop                        | Date                          | Place                   | Participants |
|---------|---------------------------------|-------------------------------|-------------------------|--------------|
| (1)     | (2)                             | (3)                           | (4)                     | (5)          |
| 1       | 97 <sup>th</sup> Hindi Workshop | 25-07-2014                    | Head Office,<br>Nagpur. | 21 Officers  |
| 2       | 98 <sup>th</sup> Hindi Workshop | 12-02-2015<br>&<br>13-02-2015 | IIWE, Mumbai            | 20 Employees |

All the participants of the above workshops were imparted training for doing their day-to-day official work in Rajbhasha Hindi.

#### Hindi Day/Fortnight Celebrated

Hindi Day was celebrated on 15<sup>th</sup> September, 2014 while Fortnight from 15<sup>th</sup> September, 2014 to 28<sup>th</sup> September, 2014 at CBWE, Head Office, Nagpur. During the fortnight various types competition i.e. Noting, Drafting, Essay writing, Sulekhan, Antakshari, Debate competition were organized and employees of the Board Participated enthusiastically and they were given prizes.

#### Observance/Celebration of Various Days

The Head Quarter of CBWE, Nagpur, IIWE, Mumbai, all the Zonal and Regional Directorates of the Board observed the following days:

|                          |  |
|--------------------------|--|
| Anti-Terrorism Day       | 21 <sup>st</sup> May, 2014                                 |
| Independence Day         | 15 <sup>th</sup> August, 2014                              |
| Sadbhavana Day           | 20 <sup>st</sup> August, 2014                              |
| Hindi Week               | 14 <sup>th</sup> to 28 <sup>th</sup> September, 2014       |
| Hindi Day                | 15 <sup>th</sup> September, 2014                           |
| Workers Education Day    | 16 <sup>th</sup> September, 2014                           |
| Swachh Bharat            | 2 <sup>nd</sup> October, 2014                              |
| Vigilance Awareness Week | 27 <sup>th</sup> October to 1 <sup>st</sup> November, 2014 |
| Quami Ekta Week          | 19 <sup>th</sup> to 25 <sup>th</sup> November, 2014        |
| Republic Day             | 26 <sup>th</sup> January, 2015                             |
| Martyrs Day              | 30 <sup>th</sup> January, 2015                             |

To mark the occasion, seminars, symposia, special lectures, film shows, competitions trainings were organized. Pledges, wherever required, were administered to the trainees and members of staff.

### **Inspections**

During the year 2014-15, the senior authority like Hon'ble Chairman, Director, Dy. Directors and Zonal Directors also visited and inspected various Regional Directorates.

The coordination meeting of Zonal Directors/ Zonal Directors I/C and Regional Directors of CBWE was held on 24<sup>th</sup> & 25<sup>th</sup> July, 2014 at Head Office, Nagpur.

The 5 Performance Review meetings were held with Director, Zonal Directors, Regional Directors and Education Officers of CBWE on 22/09/2014, 9/10/2014, 5/11/2014, 12/11/2014 & 14/11/2014 at Chennai, Mumbai, New Delhi, Bhopal & Guwahati respectively under the Chairmanship of Hon'ble Chairman to review the Target, Achievement and Expenditure under Plan head .

The 6 meetings of Interactive Induction and orientation Programmes for Skill Development initiatives were conducted as per objective of the Board on 26/11/2014, 27/11/2014, 29/11/2014, 1/12/2014, 2/12/2014 & 11/12/2014 under the guidance of Hon'ble Chairman and Director, CBWE at New Delhi, Kolkata, Guwahati, Chennai, Mumbai & Bhopal respectively in consultation with representative Shri Dinesh Nijhawan, Director at DGET, Ministry of Labour and Employment, New Delhi. The above orientation programme were conducted for Regional Directors and Education Officers of the Board for skill development initiatives.

The post based inspection proforma was prepared for inspection of Training Programmes. In this Inspection the Regional Director shall randomly conduct post based inspection of the programmes @ one programme per Education Officer per month from the date of conclusion of programmes.

The Zonal Directors submitted their valuable suggestions / observations to smoothly carry out the day to day affairs of the Regional Directorates. These suggestions cover almost all the aspects (matters) of the Regional Directorates. These includes the general administrative / personal matters, compliance regarding outstanding points, maintenance of service book, physical verification of various items, data regarding the Regional Advisory Committees and their reconstitution, periodicity of meetings, staff grievances, maintenance of accounts, cash book etc., preparation of reports, maintenance of statistical data, inspection and reporting in respect of Grants-in-aids programmes, target and achievement, submission of APAR and other returns to the Head Office and Zonal Directorates, maintenance and submission of programmes vouchers by the officers, maintenance and effective utilization of AV aid and training halls, the topics covered during the programmes and any modifications thereto, overall maintenance of discipline in the affairs of the Regional Directorates.

Similarly, Ms. Namratta Tiwari, Director, CBWE had also undertaken tour for the period from 1<sup>st</sup> April, 2014 to 31<sup>st</sup> March, 2015 are as below:

1. IIWE, Mumbai – Session on “World Environment Day” in 5 days programme for Northern Railway – Topic theme – ‘Women’s Participation in Trade Union Movement’ on 5/6/2014 at IIWE, Mumbai.
2. Regional Directorate, Ahmedabad – 2 days Special Labour Welfare Development Programme for female beedi workers organized by Regional Directorate, Ahmedabad at Patna on 20/8/2014 with the assistance of Mahila Mandal, Patna.
3. Regional Director, Vadodara – 2 days Special programme for Unorganised Sector for Anganwadi workers was conducted at Regional Directorate, Vadodara.
4. Regional Directorate, Gwalior – A coordination meeting with Rural Volunteers, NGOs, Stakeholders in the office of Regional Directorate, CBWE, Gwalior on 15/7/2014 & Regional Advisory Committee meeting on 16/7/2014.

\* \* \* \* \*

## CHAPTER—VIII

**HIGHLIGHTS OF SELECTED PROGRAMMES OF THE BOARD**

The Central Board for Workers Education has widened its coverage and brought under its umbrella various other categories of workers during the year 2014-15. Similarly, it has achieved remarkable milestones during the year under report. They are:

**CBWE Celebrates Workers Education Day on 16.09.2014****NEW DELHI :**

Central Board for Workers Education Celebrated its 57<sup>th</sup> foundation day on 16<sup>th</sup> September, 2014 at SCOPE Complex, New Delhi. Shri Narendra Singh Tomar, Hon'ble Union Minister, Labour & Employment was the Chief Guest of this auspicious occasion, who inaugurated the programme by lightening the lamp along with other dignitaries.

The thought provoking ideas shared by Hon'ble Minister has not only added colour & value to the programme but also it has shown a new "Workers Education". In his visionary address he assured whole hearted cooperation to CBWE and approved the proposal of Expansion of CBWE placed by Hon'ble Chairman K. Lakshma Reddy, CBWE. Smt. Namrata Tiwari, Director, CBWE welcome the entire guest. The film show on different activities of CBWE was presented. Sharing of the success stories by seven participants who have attended different training programmes organized by Regional Directorate of Jabalpur, Faridabad, Rourkela and Vishakhapatnam before the elite evidence and dignities on the dice has attracted the attention of dignitaries media and other eminent trade Union Leaders present in this occasion.

The other dignitaries appreciated for the success and economic development of these participants initiated through CBWE programme. He also inaugurated online MPR System (Monthly Progress Report) of CBWE.

Shri Vishudeo Sai, Hon'ble Minister for State, Labour & Employment addressed on workers empowerment, which could be achieved only through Worker's Education. He also told that worker's Education must benefit them so as to take the advantage for various different welfare schemes of the Govt. of India. A special issue on Rajbhasa was also released by him.

Smt. Gauri Kumar, Secretary, Ministry of Labour & Employment, Government of India in her address congratulated field Officers for their success in changing life of workers who presented success stories on the Dias. She said that education is a continuous process and it bring changes in life. The greatest challenges the possibilities to reach the Maximum number of workers in the country. She also suggested CBWE to include Rashtriya Swasthya Bima Yojana, Jan Dhan Yojana, Skill Development initiatives in the syllabus of CBWE. She pointed out that emphasis should be given to training of trainers who can in turn reach out to maximum workers.

Shri K.Lakshma Reddy Hon'ble Chairman CBWE in his presidential address expressed gratitude to Hon'ble Minister and assured him that a parading shift in the subject of CBWE shall be brought out very soon the emphasis the focus area like Skill Development, Jan Dhan Yojana, Digital India and cleanliness as envisaged by our Hon'ble Prime Minister. He analytically put certain issues such as problems faced by the field officers, scanty of resources, low level of infrastructure and hindrance face by CBWE due to abolition of posts. He also appealed Hon'ble Minister for permission of opening four National Level Institute of Worker's Education in each Zone.

Smt. Namratta Tiwari, Director, CBWE in her introductory address about functioning of CBWE through it's 50 Regional Directorates, 6 Zonal Directorates and 9 Sub-Regional Directorates. She stressed upon the necessity of e-governance in the organization.

About 400 workers, trade union representatives, management representative's senior officers of the Ministry representatives of print and electronic media and NGO functionaries attended this programme.

At last Shri J. P. Phogat, Zonal Director I/c, North Zone Delhi proposed vote of thanks to all.

**NAGPUR :**

The Foundation Day of Central Board for Workers Education (CBWE) was celebrated as “Workers Education Day” on 16<sup>th</sup> September, 2014 at its National Headquarters, Nagpur, in a great zeal by way of organizing academic seminars and all the 50 Regional Directorates with great enthusiasm and fervor on 16<sup>th</sup> September, 2014..

The Programme started by Vande Mataram and the lighting of Lamp at the hands of Chief Guest Dr. R.G.Meena, Regional Labour Commissioner (Central), Nagpur . Shri J.S. Dave , Dy. Director (Edn.) welcomed the dignitaries and Smt. L.R. Somkuwar, Regional Director, Nagpur elaborated the importance of the ‘Workers Education Day’.

Dr. R.G. Meena, Regional Labour Commissioner (Central), Nagpur while speaking on the occasion stated that CBWE needs to be appreciated for its commendable job in the field of awareness generation amongst workers and further stressed that more work needs to be done by CBWE in the field especially with labour laws etc. He also appreciated the efforts of CBWE in enlightening the Trade Union activities.

Shri Dhiman, Director (Personnel), Indoworth, Butibori, also speaking on the occasion as the Special Guest, appreciated the role of Workers Education in Nation Building. He also emphasized the importance of Education in Human Resource Development in the organization. In the present scenario, Training Programmes of CBWE is fostering innovation and creation which enabled empowerment of workers for doing extraordinary things. Further he said that the reflection of every Nation growth is as much affected by change and CBWE put its efforts for developing knowledge and sustainability in continuous learning and awareness.

Also speaking on the occasion as Special Guest a popular Trade Union Activist, Shri R. N. Chandurkar, Divisional Chairman, CRMS, Nagpur, shared his experiences he had with CBWE over the years and how it helped the workers to transform into an energetic workforce for any organization. Further he applauded the role of CBWE in empowering the various section of Labour and inculcation spirit of team work, goodwill and commitment among the workers.

Tree Plantation was also done to mark this occasion. Participants of 21 days Personality Development Programme participated in the function in a very active manner, various cultural programme was also held on the day.

**Hindi Day Celebrations**

**NAGPUR :** Hindi Day was celebrated on 16<sup>th</sup> September, 2014 at Head Office, Nagpur“ among all the Indian languages, Hindi is the only language which connects all people and as such we must contribute to the development of this language” said by Shri J.S. Dave , Dy. Director (Education)I/C, CBWE on the occasion of Hindi Day Celebrations. Smt. L.R. Somkuwar, Regional Director, CBWE, Nagpur appealed all the Officers and Staff of Head Office as well as Regional Directorates that they should use simple Hindi Language in their day-to-day official work and keep a record of the same to get the benefit of the incentive schemes.

**Observance of Vigilance Awareness Week :**

The Central Board for Workers Education (CBWE) observed the Vigilance Awareness Week from 27<sup>th</sup> October to 1<sup>st</sup> November, 2014 at Head Office, Nagpur, Indian Institute of Workers Education, Mumbai and also at all the Zonal and Regional Directorates. All the officers and officials took the pledge at their respective offices. Similarly, Quami Ekta week from 19<sup>th</sup> to 25<sup>th</sup> November, 2014 was also observed at CBWE, HO, Nagpur, IIWE Mumbai all the Zonal as well as Regional Directorates throughout the country.

**Implementation of “Swachh Bharat Abhiyaan”**

As per Govt. of India’s decision the “Swachh Bharat Abhiyaan” was implemented by the Board with great enthusiasm in the Head Office as well as all Zonal and Regional Directorates on 2<sup>nd</sup> October,2014. The officials of the Head Office and Regional Office, Nagpur has also taken pledge for ‘Swachh Bharat’ in consonance to contribute for swachh abhiyaan.

**Sensitization Programme for Rickshaw Pullers**

**BARRACKPORE:** Two 2-day sensitization programmes for Rickshaw Pullers were organised in the District of North 24 Parganas under the jurisdiction of Regional Directorate, Barrackpore on and from 26<sup>th</sup> to 27<sup>th</sup> of May, 2014 at Teghoria under Rajarhat Block, North 24 Parganas District. Two programmes for 40 rickshaw pullers each were conducted simultaneously in two different venues in the same block where 40 each rickshaw puller trainees participated in the programmes.



A joint valedictory function was organized for the 80 rickshaw pullers in a common venue on 27.05.2014. In the valedictory address Shri Purnendu Basu, Hon'ble Minister Incharge, Department of Labour & ESI, Govt. of West Bengal stressed on the needs and importance of the sensitization programme of CBWE for the socio-economic and psychological development of the under privileged rickshaw pullers. The workers education process is a better means to generate awareness about the social security and welfare schemes launched by the Govt. for the benefits of the target groups. He appreciated the efforts of CBWE and thanked the CBWE for interest in the matter of educating the under privileged section of the society. He called upon the attending rickshaw pullers to take the help of panchayat and municipality for issuance of identity card and registration of their name as beneficiary in the different social security schemes. He appreciated the Hindi and Bengali pictorial study material prepared by the Board and distributed amongst the trainees.

Smt. Namratta Tiwari, Director, CBWE expressed that in order to empower the rickshaw pullers to realize their inner strength, she drew an analogy of the rickshaw pullers akin to the role of Sri Krishna as Sarathi in the war of Kurukshetra. A simple analogy taken from the well read out epic touched the heart of the simple rickshaw pullers and the participants were overwhelmed.

Shri J.N. Rai, District Traffic Superintendent also attended the programme of the Dy. Commissioner of Police (Traffic) address stressed upon the police friendly atmosphere and positive attitude of the rickshaw pullers to avoid fine and other punishment. The reasons for accident and untoward incident were discussed and how police can help the poor rickshaw pullers to get insurance coverage from the Govt.

Smt. Archana Choudhury, representative of Federation of Rickshaw Pullers Association (of India), New Delhi interacted with the participants to assess the change in psychological and behavioural pattern of the rickshaw pullers trainees who underwent the training programme.

The Rickshaw Pullers given feed back of the training programme that they were motivated for improving quality of life doing away with drinking, gambling etc. Further, they were also motivated for registering their names in Panchayats / Municipalities for Identity Cards to be issued for rickshaw pullers, Registration of names for social security schemes.

### **Special Programme for Construction Workers**

**VISAKHAPATNAM:** Special Programme exclusively for Construction Workers was introduced in the Board by the Ministry of Labour and Employment from 2013-14. Accordingly a 02 days special seminar for Construction workers was conducted at Community hall, Tagarapavalasa, Bheemili M, Vishakapatnam, District on 15.12.14 to 16.12.14. All the participants given very good feed back. They awakened so many unknown things. Motivated and understood about the need and importance of formation of association came forward to join Jan Dhan Yojana, & RSBY schemes Majority of the participants willing and came forward to upgrade their skills to get more wages so that they can lead their life better way. They promised to give better education to their children.

**HYDERABAD:** 2 days Construction Workers Programme, AITUC Office, Near Railway Station, Jangaon (V) & (M), Warangal (D), Sri Ch. Raja Reddy, Ex-MLA, Jangaon, Warangal District, Telangana State 3<sup>rd</sup>& 4<sup>th</sup> March, 2015, 33 participants got knowledge about different concepts and labour laws, participants decided to stop bad habits and wasteful expenditure, 10ns was enrolled their names for getting Id cards and availing Labour welfare fund. Impact of the Programmes: 1. The participants found the programmes utility oriented and useful in their day to day life. 2. The participants rates the programmes as very useful & if the teaching of the programmes may be translated into practice then there will be visible improvement in the personality. 3. Most of the participants appreciated the programmes & stated that it was a rare exposure for them and ultimately it will lead to generate innovative ideas among them.

**CHENNAI:** 2 days Special Seminar for Construction workers was conducted from 6.11.2015 to 7.11.2015 at Alanguppam, Pondicherry in which, 40 participants attended the programme. Shri P. M. L. Kalyanasundaram, Hon'ble M.L.A. Kalapattu Constituency Pondicherry inaugurated the programme. Most of the participants told about the programme that they will combat social evils prevailing in the society and adopt small family norms.

**GORAKHPUR:** 2 days Special Programme for Construction Workers at Bamviwa, Kaisarganj, Bahraich 8.9.2014 to 9.9.2014 and 12 participants got registration under Uttar Pradesh building and other construction worker's welfare board and covered under social security scheme.

**ASANSOL:** 2-days Programme for Construction Workers (Unorganised Sector) Bolpur Manab Jamin, Mirzapur, P.O- Raipur, Birbhum on 13.08.2014 to 14.08.2014 and 25.08.2014 to 26.08.2014 was conducted Two nos. of 2-days Special Programme for Construction Workers (Unorganised Sector) was held at Bolpur area in the district of Birbhum. Where Sri T. S. Mazumdar, Asstt. Labour Commissioner, Bolpur and Mr. S. Sarkar, ALC, Suri were present who addressed and interacted with the participants about various welfare and social security schemes of Govts. They issued benefit cards to the participants and also distributed new forms for issuance of benefit cards. The participants of both the programme had highly appreciated CBWE and were of the opinion that, they had been immensely benefited from the programme. The Assistant Labour Commissioner also appreciated CBWE and assured that they will extend all sorts of help and cooperation whenever such type of programme will be organized and conducted in their jurisdiction.

### **Special Programme under Sansad Adarsh Gram Yojana**

**ALLAHABAD:** A Special Programme under Sansad Adarsh Gram Yojana was introduced by the Board in 2014-15. Accordingly, on 17-12-2014 to 18-12-2014 two 02-Days Special Programme for Women workers at Village adopted by the Hon'ble Prime Minister under "Sansad Adarsh Gram Yojna" at Village-Jayapur, Block - Arajiline, Varanasi, 80 participants, Shri S.P. Srivastava, Chairman, Regional Advisory Committee, CBWE Allahabad. Impact:- In the inaugural session of the programme chief guest said that this programme will be highly qualitative and productive in many aspects of their life and henceforth he requested the participants to pay utmost attention in the programme. All participants taken an oath to eradicate Social Evils while availing many Central and State Government Welfare schemes.

### **Special Programme for Child labour**

**CHANDIGARH:** A 2 days Special Programme for Child Labour was conducted at NCLP School, Ambedkar Nagar, Ludhiana (Punjab) from 20.11.14 to 21.11.14. The programme was attended by 40 participants. It was inaugurated by Shri Simarjit Singh Bains, Hon'ble Member of Legislative Assembly, Ludhiana (Punjab). He appreciated the efforts of CBWE for motivating the Child Labour to take studies instead of going to work. With the result the students are taking more interest in studies as per feed back received from the organizers.

**MUZAFARPUR:** 2 days Programme for child labour P.S. Khedalpura, Block. Bihta, Distt. Patna was conducted on 18.3.2015 to 19.3.2015. The children got valuable knowledge about education and also started attending the school. The children were educated about the importance of education at this tender age and knowledge about the literacy for future self as well as overall development of the individual. The children were happy and enjoyed learning through awareness about the various day to day life activities.

### **Special Programme for parents of Child labour**

**GORAKHPUR:** 2 days Special Programme for Parents of Child Labour at Jolahapur, Bilariganj, Azamghar was conducted on 10/06/2014 to 11/06/2014. Participants were sensitized and 9 parents sent their children to school for availing right to education benefits. They awakened and motivated about so many unknown things.

**MUZAFARPUR:** 2 days Parents of child labour at P.S. Khedalpura, Block. Bihta, Distt. Patna was conducted on 16.3.2015 to 17.3.2015. The participants were convinced and started to send their children to school and not send their children for work. Further the participants were educated about abolition of child labour act and they started for renewal of smart card.

### **Special Programme for Women Workers**

**ASANSOL :** 2-days Special Programme for Women Workers Jemua G.P meeting hall, Village P.O – Jemua, Burdwan was conducted on 05.08.2014 to 06.08.2014. 18 of the women workers enrolled themselves in State Assisted Scheme of Provident Fund for Unorganised Workers (SASPFUW) on the 2<sup>nd</sup> day in presence of Gram Panchayat officials and the concerned agent. The rest of the participants could not be enrolled as because their documents were incomplete. However, they decided, that, they will enroll themselves as soon as possible.

**CHENNAI :** 2 days special seminar for Women at Kosapalayam, Pondicherry was conducted from 23.03.2015 to 24.03.2015. 37 participants attended the programme. Shri Omsakthisiva, Hon'ble Member of Legislative Assembly inaugurated the programme. The participants assured that they shall send their children to the school and they went to see their children will be in the good position.

**KANPUR:** 20 Women workers were registered under UP Bhavan evam Anya Sannirman Karmkar Kalyan Board in the 2-days Special Programme for Women Workers was conducted during 06.06.2014 to 07.06.2014 by Regional Directorate, Kanpur. They understood the multi role of women for their development of their family as well as the Nation.

**MUZAFARPUR:** 2 days Special Programme for Women Workers was conducted at Upgraded Middle School, Village Lalpura, P.O. – Chakramdas was conducted on 14.7.2014 to 15.7.2014. Impact of the programme was that the participants were persuaded for self employment and Self Development they also decided to form Self Help Group for betterment of their life.

**GOA:** Two (2) days special programme for Women Worker at Shri Siddhivinayak Hall, Poirabandh, cuncolim, Block Salcette, Dist. South Goa was conducted on 11.09.2014 to 12.09.2014. Total 39 participants were present in the programme. The programme was inaugurated by Mrs. Alka Potdar, Sarpanch, V.P. Balli, Shri Rajan Naik, Hon'ble Member of Legislative Assembly (MLA) Cuncolim was present in the concluding programme. He requested all the participants to take benefit of Graha Adhar Yojna, Mamta Yojna and Ladli Laxmi Scheme for Women Empowerment.

### **Re-Training Programme for Unorganised & Rural Sector**

**BAREILLY:** 1- day Retraining Programme for Rural Workers at Chhoya chaubari, Block-Gajraula, Amroha 20.3.2015 for 60 participants . Ms. Poonam ,(I.P.S.) SSP Amroha grace the occasion for the programme Rural workers .Ms. Poonam I.P.S. observed the programme and said that it is her first experience to participate in such wonderful programme which was organized for rural workers, indeed it is a need based programme.

The visit of Ms. Poonam I.P.S. has got a feeling of security and motivation among women participants.

**ASANSOL :** 1-day Retraining Programme (Unorganised Sector) at Harekrishnapur Biri Samabai Samiti meeting hall, Harekrishnapur, Gadardihi G.P, Bankura held on 28.07.2014. Being encouraged and confident from the previous training, they had enrolled their names either in cooperatives or PF or insurance schemes. It was found, that, three of the participants had become active in the functioning of Biri Corporation. Most of the women had taken part in a representation to district authorities, which laid to their increase in wage from Rs. 100 to Rs. 140.

1-day Retraining Programme for Rural Workers Molandighi G.P meeting hall, Kuldiha, Kanksha Block, Burdwan was conducted on 12.08.2014. It was found that, most of the participants had enrolled in SASPFUW. Some of them had started small business. It was also reported that, a good number of the participants had formed SGSY groups. Most of the participants told about the programme that they will combat social evils prevailing in the society and adopt small family norms.

### **Joint Education Programme (JEP):**

**ASANSOL :** 1-day and 2-days Joint Educational Programme held at IFB Agro Industries Ltd, Panagarh, Burdwan on 30.03.2015 and 06.03.2015 to 07.03.2015. Participants were very much motivated to implement KAIZEN techniques in production system by administrating a structured Kaizen Committee whereby the main motto is cost reduction through waste management

**CHENNAI :** 1 day Joint Educational Programme (JEP) was conducted at Madras Atomic Power Station, Kalpakkam was conducted on 12.08.2014, in which, 30 participants attended the programme. Mr. Koteeswaran, Station Director inaugurated the programme and appreciated the efforts of CBWE.

**KANPUR:** Shri R. Vansal, Sr. Divisional Engg. (Trg.), Electric Loco Shed, North Central Railway Kanpur was the Chief Guest in the valedictory session of 1-day Joint Educational Programme conducted on 19.07.2014. The programme was successful as appreciated by the Administrative authority of the Railway for the effort made by the Education Officer to have compatibility and coordination among the participants for overall development of the organization.

**MUZAFARPUR:** 2 days Joint Educational Programme was conducted at Milk Chilling Center, Sudha Dairy, Khagaria on 23.7.2014 to 24.7.2014. Participants appreciated that the programme was very effective and innovative both for the employees as well as for the organization. The Participants expressed their Positive remark and suggested to continue this programme on regular basis which will enrich the customer satisfaction. 2 days Joint Educational Programme (JEP) was conducted at Pollution Control Board, Patna from 11.8.2014 to 12.8.2014. Programme was very informative and effective. Participants found the training programme very useful for their self development as well as for organizational

development. Participants learn knowledge about productivity & work culture, motivation & morale in this programme. They also promised to apply the subjects learn from the programme in their day to day personal & official life.

### **Rural Awareness Programme:**

Economic development of the Country necessitates economical development of the rural workers. A vibrant rural economy is the prerequisite of a sound economy with deep roots. With this vision, CBWE has been stressing to uplift the rural economy of the far flung, interior regions of the respective Regional Directorate.

**COIMBATORE:** On 28<sup>th</sup> & 29<sup>th</sup> August, 2014, 2 days Rural Awareness Programme was organized at Premier Nagar, Madhukarai Block, Coimbatore. 40 participants were educated. The Chairman, CBWE, Shri K. Lakshma Reddy inspected a 2 days ongoing Rural Awareness Programme conducted by Smt. V. Girijasivakami, Education Officer, CBWE, Coimbatore on 28/08/2014 and 29/08/2014 at Premier Nagar, Madhukarai Block, Coimbatore along with Shri M. Durairaj, Regional Director, CBWE, Coimbatore, Shri K. Palanichamy, General Secretary BMS, Shri R. Meenakshikumar, Education Officer and Shri B. Prabhakaran, Education Officer.

The Chairman accepted the warm and traditional welcome accompanied by Aarthi and Kummi given by the Camp participants.

The Chairman had a direct interaction with the participants of the programme through which he came to know about the various subject taught to them such as Government Schemes – Welfare and Health Schemes, Personal Hygiene, Quality of life, Importance of Value Education, Environment protection and RSBY.

He highly appreciated the feedback given by the participants while addressing the participants the Chairman highlighted the scheme of “Total Sanitation Scheme” and “PRADHANMANTRI JAN-DHAN YOJANA”.

**Total Sanitation Scheme:** The Chairman expressed that the Government aims to cover every household by total sanitation by 2019 through “Swachh Bharat Abhiyan Programme”. The Government plans to achieve 10% access to sanitation for all rural household in our country. Nearly 67% of our population do not use toilets in even in this century. The need to use these basic facilities is very much required to prevent the crimes and to promote health and hygiene (especially Women & Children). Change in attitude and awareness creation is possible only through the awareness programmes of CBWE throughout the country.

While emphasizing the “PRADHANMANTRI JAN-DHAN YOJANA”, the Chairman expressed that only 58% of Indian households have access to banking. The Government targets to open 7.5 crore bank accounts by January, 2015. The accounts can be opened with Zero balance in Public/Private and the customer will be covered with Rs.1 lakh free accident insurance. The Chairman advised the participants to utilize the government Schemes and really appreciated the efforts of CBWE, Coimbatore in spreading awareness to the rural poor.

At the end of the Programme, the Chairman disbursed the per diem allowance and certificate to all the participants. The participants highly appreciated the Programme that they felt that need to understand about the subject such as importance of education, health and hygiene, welfare scheme.

**GOA:** Two (2) days Rural Awareness programme on 18.06.2014 to 19.06.2014 at Government Primary School, Maolinguem, V.P. Kaley Block, Sanguem, Dist South Goa. The programme was inaugurated by Shri Ganesh Gaonkar, Hon’ble Member of Legislative Assembly (MLA) Sawardem and Chairman of SC/ST corporation, Government of Goa, he requested the participants to utilise the welfare schemes of Govt. for their development. Mrs. Vaishali Naik, Sarpanch V.P. Kaley was present in the concluding programme. Total 37 participants were present in the programme.

**ASANSOL:** 2-days Rural Awareness Programme at Jongpur Community Hall, Banjora G.P, Mejia Block, Bankura was conducted on 25.06.2014 to 26.06.2014. During the evaluation session, the participants expressed that, they were unaware of the different welfare & social security schemes of Central and State govt. and also RTI act, before Hon’ble Member of Legislative Assembly (MLA), SDO & BDO present on the occasion. Appreciating CBWE, they were of the opinion that, they had been immensely benefited from the programme. They also demanded such type of more programme may be conducted in their area.

**GORAKHPUR :** 2 days Rural Awareness Programme at Kotsarai, Masudha, Faizabad was conducted on 16/2/2015 to 17/2/2015. Participants motivated and open a tailoring center for the women skill development that meet out household expenses through sewing and embroidery work.

**JAMSHEDPUR:** 2 - Day Rural Awareness Programme from 25.07.2015 to 26.07.2015 Sri Sukhdev Mahato, Teacher, Utkramit Madhya Vidhalaya, Village - Chongasai, Block- Chakradharpur, District - Singhbhum West 25.07.2015 Rural.

**Labour Welfare Development Programme (LWD) :**

**HYDERABAD:** 2 day **Labour Welfare Development Programme (LWD)**, Abhaya Training Centre, North Kamala nagar, ECIL, Kapra Hon'ble Sri NVSS Prabhakar, MLA of Uppal Constituency, Hyderabad. The programme was conducted from 9<sup>th</sup> to 10<sup>th</sup> February, 2015 and 35 participants attended the Labour Welfare Development Programme. All the participants got training to make candle and shampoo making. The participants were impressed by the training programme conducted by the Govt. of India through CBWE for the deprived class of society. The participants were overwhelmed by the spirit of initiative taken by the Officer of Board.

**AHMEDABAD :** Two (2) Days Special Programme on Labour Welfare & Development (Beedi Workers) the programme was conducted from 19.8.2014. to 20.8.2014. Smt. Namratta Tiwari, Director attended in the concluding session of the programme. Director distributed the Honorarium to the participants of the Programme on 20.8.14. At Mahila Mandal, Opp. Babu's Bungalow, Patan. Dist;- Patan. 40 participants i.e. Women Beedi Workers were educated. The programme was conducted in collaboration with Ms. Meenaben Panchal, Mahila Mandal, Patan. Director Smt. Namratta Tiwari addressed on Women Empowerment. The following Guest Speakers were visited in the programme and delivered the talk. Ms. Ushaben Buch, Trustee & Social Worker, Shramjivi Kalayan Trust, Patan discussed on Personal Health & Hygiene. Advocate Smt. Sandhyaben Pradhan, Sheh Kunj, Bhadra, Patan discussed on Domestic Violence Act-2005. Mrs. Yoginiben Vyas, Social Worker & Trustee, Mahila Mandal, Patan discussed on SHG and its benefits. Shri Nareshbhai Thaker, Asstt. Manager, Safai Karmachari Board, Government of Gujarat, Patan discussed on Skilled Development Schemes for Government of Gujarat. Total 40 Female workers took part in the programme.

Similarly, two (2) days Labour Welfare & Development Programme for Beedi Workers at Mahila Mandal, Patan was conducted on 4.09.2014 to 5.09.2014 for Beedi Workers. Beedi Workers demanded Minimum Wages from their Contractor, after awareness created amongst the beedi workers by educating them. The participants were educated about social security and various scheme launched by the state as well as Govt. of India. The participants demanded to conduct more of such programme for them in future.

**KANPUR :** 2-days Labour Welfare & Development Programme on 30.07.2014 to 31.07.2014 conducted. Smt. Poornima Singh, Regional Advisory Committee (RAC) member of Regional Directorate, Kanpur and working President INTUC (Women wing) was Chief Guest in the valedictory session on 31.07.2014. Accordingly per diem allowance was disbursed to the participants by the RAC member.

**VADODARA :** 2-day Special Programme for Labour Welfare and Development at Village Olpad, Dist.Surat was conducted on 17<sup>th</sup> -18<sup>th</sup> July,2014. Shree Dharmendra Kelavani Mandal had formed Mandal and also took training under Baroda Swarojgar Sansthan, BSVS, Bank of Baroda, Surat for tailoring, stitching garment making under Skill Development.

**Need Based Seminar(NBS)**

**KANPUR:** Shri Srikant Awasthi, Organizing Secretary BMS inaugurated to 2-days Need Based Seminar on 24<sup>th</sup> July, 2014 and he highlighted the CBWE is doing pious work to enlighten the Human Resource of the unorganized sector workers conducted by the Regional Directorate, Kanpur. The participants were enlightened by the training programme and taken keen interest for self development and overall development.

**MUZAFARPUR:** 2 days Need Based Seminar was conducted at Bihar Veterinary College, Patna on 8.9.14 to 9.9.14. The programme was such excellent by the participants. Participants appealed to do more such programmes in future also.

Due to demand from the management of the Bihar Veterinary College, Patna the additional 2 programmes on Need Based Seminar was conducted by the Regional Centre,

2 days Need Based Seminar was conducted at Bihar Veterinary College, Patna on 14.10.2014 to 15.10.2014. The programme was very good as reported. All professors felt that they were lacking in teaching.

2 days Need Based Seminar was conducted at Bihar Veterinary College, Patna on 21.10.2014 to 22.10.2014. Participants told that such a programme is very much needed for work.

The participants expressed the view that attending the training programme has helped them learn many useful and information such as problems and prospects of work culture and work ethics.

### **State Level Training Programme for Trade Union Activists of North-East (N.E.) Region**

**IMPHAL:** 5 days Special Training Programme for NGOs Functionaries of N.E. region from 19.01.2015 to 23.01.2015 was conducted at Conference Hall, Centre for Coopt. Mgt. (Tripura) CCMT, Agartala West, Tripura. 30 participants were educated. Shri Balin Debbarma, IAS, Director, Employment Services & Manpower Planning, Tripura Participants expressed their benefit to create National Integrity and decided to work for poor villagers in their area.

A 3-days State Level Training Programme for Trade Union activist of N.E. region at Conference hall, Hotel Tampha, North AOC, Imphal on 18.03.2015 to 20.03.2015 was conducted. 30 participants were educated. Shri M. K. Preshaw Shimray, Dy. Speaker, Manipur Legislative Assembly & Chairman, Regional Advisory Committee (RAC), CBWE, Imphal. The participants expressed their benefit in knowledge and will develop & maintain in their future life of works.

A 3-days State Level Training Programme for Trade Union Activists of N.E. region from 15.11.2014 to 17.11.2014 conducted at Conference Hall, Hotel Lakeview, Moirang, Bspr Dist Manipur, 30 participants was educated. Shri K. Lakshma Reddy, Hon'ble Chairman, CBWE has inaugurated the programme as Chief Guest. Participants expressed that Hon'ble Chairman CBWE encourage us by sharing knowledge on T.U. Unity & Strength. We are very much benefited as being member of T.U. in the remote.

**SILIGURI:** 3-days State Level Training Programme (N.E. Special) on Human Empowerment and Development in North East Region had been conducted at Gangtok, Sikkim w.e.f. 25.09.2014 to 27.09.2014 with 30 participants from the state of Sikkim. The programme was inaugurated by Shri Norjong Lepcha, General Secretary of All Sikkim Democratic Labour Front (ASDLF). It was reported by ASDLF that Shri Nar Bahadur Limboo (One of the participants of the programme) was selected as one of the members of State Planning Commission, Govt. of Sikkim.

A 3-days State Level Training Programme (N.E. Special) was conducted at Gangtok with 30 participants being sponsored by All Sikkim Democratic Labour Front (ASDLF), Gangtok from 2.12.2014 to 4.12.2014. The programme was inaugurated by Shri S. K. Pradhan, Secretary, Sikkim State Electricity Regulatory Commission, Govt. of Sikkim. Afterwards, ASDLF reported to this Regional Directorate that Miss Sonu Limbu (one of the participants of the programme) was selected as Member of State Joint Convenor of State Khadi Commission, Govt. of Sikkim.

3-days State Level Training Programme of North East Region was conducted from 4.02.2015 to 6.02.2015 at CPWD Seminar Hall, Baliakhani, East Sikkim. 30 participants was educated. Mr. C. P. Dhakal, Municipal Commissioner, Gangtok, Sikkim inaugurated the programme.

3-day State Level Training Programme of N. E. Region was conducted from 22.09.2014 to 24.09.2014 at CPWD Seminar Hall, Baliakhani, East Sikkim. 30 participants was educated. Mr. H. P. Dhakal, Deputy Director, Planning Department of Education, Govt. of Sikkim delivered a talk to the participants.

3-day State Level Training Programme of N. E. Region was conducted from 25.9.2014 to 27.9.2014 at CPWD Seminar Hall, Baliakhani, East Sikkim. 30 participants was educated. Mr M. S. Sodhi, Sr. Officer, Ministry of Home Affairs, Govt. Of India grace occasion and appreciated the programme conducted by the CBWE i.e. Special Programme for N.E. region.

The participants highly appreciated the programme and Responded Positively with their opinions as they learnt many new things about important subjects relating to Trade Union and the changing role of Trade Union as well as Work Ethics and Work Culture, Leadership Qualities, RSBY etc. They expressed that attending the training programme have helped them learn many useful and important things because of which they are in a better position to solve their problems in a better manner and above all they are better equipped to contribute for the trade union organization to which they belong.

### **Special Programme for SC/ST Workers**

**MUZAFFARPUR:** 2 days programme for SC/ST workers was conducted on 22.5.2014 to 23.5.2014 at Community Bhawan, Faridpur, Block. Phulwarisharif, Distt. Patna. They are also educated about social welfare schemes of State Government for SC / ST. The participants were so inspired by the education about SHG by the CBWE. The participants formed two SHG groups namely “Mahila” and “Chanchal”.

2 days programme for SC/ST Workers Panchayat Bhawan, Krukuri tola, Bl. Phulwari sharif, Distt. Patna was held on 26.05.2014 to 27.05.2014. The participants taken keen interest to form SHG and also formed SHG group namely “Kiran”. They are also educated about social welfare schemes of State Government for SC / ST.

### **Special Programme for Tribal Sub-Plan (TSP) Workers**

**BARIELLY:** A 2 days Programme for Scheduled Tribe (ST) workers was conducted at Primary school, Village Gurukhera, Block Khatima, District Udham Singh Nagar (Uttarakhand) during 27<sup>th</sup> & 28<sup>th</sup> July' 2014 under the Tribal Sub Plan (TSP) category. Shri Keshav Prashad A.D.O. Block Khatima inaugurated the programme. Shri Prem Singh Rana Hon'ble Member of Legislative Assembly (M.L.A.) Nanak Matta concluded the programme on 28<sup>th</sup> July' 2014. Shri Anil Singh Rana, coordinator SOTEK also attended the programme. 40 Tribal workers educated. Participants assured to refrain from social evils like child marriage, dowry and also assured to give higher education to their girl child.

A 2 days Programme for Scheduled Tribe (ST) workers was conducted at Primary school, Village Kutra, Block Khatima District Udham Singh Nagar (Uttarakhand) during 24<sup>th</sup> & 25<sup>th</sup> September, 2014 under the Tribal Sub Plan (TSP) category . The programme was inaugurated by Shri Vikram Singh, Gram Pradhan and concluded by Shri Devanand Tamta, Branch Manager L.I.C. Khatima. 40 Tribal workers were educated. Shri Prabhat Saxena of LIC, Dinesh Rana Asst. Teacher of Govt. School, who addressed about Self Help Group, Social Security schemes, income generating schemes, health and quality of life with participants.

**PUNE:** 2 days Programme for Scheduled Tribe (ST) workers was conducted at Village Haketanda, Dist. Latur on 9<sup>th</sup> & 10 March, 2015 under the Tribal Sub Plan (TSP) category . This programme was organized with the help of Vasant Rao Naik Bahuudeshiya Seva Bhavi Sanstha, Gaur Tanda, Latur. About 40 participants had participated in the programme and they were workers belong to sugarcane cutting workers. The participants highly appreciated the information facilitated to them on the subject of Self Help Groups & Self Employment, De-Addiction, Importance of Education, etc. NGO after conducting programme jointly with the help of Zilla Parishad scheme, distributed 5 Sewing Machines to the participants for self employment purpose.

**GOA:** Two (2) days Special Programme for Scheduled Tribe (ST) workers at Ganpati Temple Hall, Velip wada, V.P.Balli, Block Qupem , Dist. South Goa under the Tribal Sub plan (TSP) category on 13/11/2014 to 14/11/2014. Total 40 participants were present in the programme. Mrs. Alka potdar was present in the inaugural and concluding programme. she emphasised on importance of education and requested all the participants to give quality education to children. 15 participants opened new accounts under Prime Ministers “Jan Dhan Yojna”.

### **Special Programme for Scheduled Caste Sub-Plan (SCSP) Workers**

**PUNE:** Pushpanagar Bhudhargad and at Madur, Dist - Kolhapur during 7<sup>th</sup> & 8<sup>th</sup> May, 2014 and 25<sup>th</sup> & 26<sup>th</sup> June, 2014 under the Scheduled Caste Sub Plan (SCSP) category respectively the programme for Scheduled Caste Sub-Plan (SCSP) workers programme were organised and conducted in different villages. The result of these programme was result of really noteworthy as some participants got motivated and they started abhasika voluntarily, wherein they call the student in Community Centre or at central place and they took per day 2 hours study of student. In such Abhasika developed at 10 villages in all 20 Teachers are voluntarily participating. They are well qualified such as D.Ed, B.Ed, HSC etc. In this Abhasika the student from 1<sup>st</sup> to 10<sup>th</sup> std. Total around 350 got benefit of this activity.

2 days Programme for Scheduled caste workers was conducted at Karad, District Satara and at Sheloli - Karveer, District, Kolhapur during 16<sup>th</sup> to 17<sup>th</sup> July, 2014 & 8<sup>th</sup> to 9<sup>th</sup> August, 2014 under the Scheduled caste Sub plan (SCSP) category workers respectively. The impact of this programme at District Satara . was that 60 women who had participated, formed 'Ramamata Magaswargie Mahila Bachat Gat Bank'. They collected the share capital @Rs1200/- per head, and gather in all @Rs72000/-

as share capital. The members of the bank are taking loans from this Bank and starting their own Small Business. Similarly, the programme conducted above at district Kolhapur the participants inaugurated the 'Ramai Bachat Gat Bank'. In this RRBI bank there are 50 female members. From each member of the bank Rs 1200/- were collected as Share capital thus totaling share capital come to Rs.60000/-. Each member avails loan from this RRBI and they develop their Business.

**DHANBAD:** 2 days Programme for Scheduled caste workers was conducted at Hari Mandir, Rider Side, Chasnalla, Block-Jharia, Dist. Dhanbad from 26.2.2015 to 27.2.2015 under the Scheduled Caste Sub Plan (SCSP) category. Shri S.N. Singh, Ex-M.L.C. (Bihar) had inaugurated the programme as Chief Guest. Total 40 participants were educated. The participants expressed their interest to follow up whatever they have learned and will reap the benefit of Government Schemes like IAY, KCC etc. and also enroll for RSBY. Many SCSP participants were also interested to avail schemes under Scheduled caste development schemes of the Government as a result of the programme.

2 days Programme for Scheduled caste workers was conducted at Primary School, Chhal Chhalia, Dhowra (Hethalibandh) Block-Jharia, Dist. Dhanbad conducted from 28.03.2015 to 29.03.2015 under the Scheduled Caste Sub Plan (SCSP) category. Shri Mohan Prasad, Hon'ble Member of Legislative Assembly (M.L.A.) Jairampur (Jharkhand) ) had inaugurated the programme as Chief Guest. Total 40 participants were educated. After completion of training programme the participants avoid drinking and smoking habit for health. Further, participants who were involved playing cards/ gambling had also given assurance to stay away from social evils and will start for saving as were educated by the Officer of CBWE.

**KANPUR:** 2 days Programme for Scheduled caste workers was conducted at during 27.05.2014 to 28.05.2014 under the Scheduled Caste Sub Plan (SCSP) category . 15 Women workers were registered under Uttar Pradesh Bhavan evam Anya Sannirman Karmkar Kalyan Board .

**MUZAFFARPUR:** 2 days Programmes for Scheduled caste workers were conducted at Village Jamsaut Mushari, Block Danapur, Distt. Patna, another at Primary School, Village Nagwa Nayatola, Block-Nauabatpur, Distt. Patna & similarly at Village Dhibra Block- Danapur, , Distt. Patna during 28.6.2014 to 29.6.2014, 21.6.2014 to 22.06.2014 and 14.6.2014 to 15.06.2014 under the Scheduled Caste Sub Plan (SCSP) category respectively. The impact of the programmes for Scheduled caste workers inspired them to form SHGs i.e. "Roshni" "Kalyani" &"MUSKAN" respectively.

### **Block Level & District Level Programmes under MGNREGA**

**BANGALORE:** A 02 days Block level programme under MGNREGA was conducted at Dabha Kunte Anjineyaswamy Kalyana Mantap, Kaivara, Chinthamani Taluka, Chikkaballapura District from 18.12.2014 to 19.12.2014. 100 participants attended the programme. Hon'ble Shri Krishna Reddy, Member of Legislative Assembly (MLA) Chinthamani inaugurated the programme and Smt. B. B. Kavri, IAS was the Chief Guest and Shri B. V. Srinivas, Vice President, Gram Panchyat, Kaivara, valedicted the programme on 19.12.2014. The participants expressed their interest to follow up whatever they have learned and educated about MGNREGA scheme.

A 2 days Block level programme under MGNREGA was conducted for 2-days Block level awareness programme at Kannada Jagruthi Parishad Sabhja Bhavan, Doddaballapura (Block), Bangalore Rural District on 25.11.2014 to 26.12.2014. Smt. Shamala.G.Lakshmi pathyu, President, Taluka Panchyat, Doddaballapura inaugurated the programme on 25.11.2014. Total 100 participants attended the programme. Dr. Krishna Reddy, Block Executive Officer (BEO) Taluka panchayat valedicted the programme on 26.11.2014.

**VISAKHAPATNAM:** A 02 days Block level programme under MGNREGA conference hall, RDO Office complex, Narsipatnam (PO & M), Vishakapatnam District on 04.03.2015 to 05.03.2015 was organised. 100 Workers (Agricultural Workers, Marginal Farmers) participated in the programme. The Programme was inaugurated by Sri K Lakshma Reddy, Hon'ble Chairman, CBWE, Valedictory address given by Smt. Chintakayala Anita, Municipal Chairperson. Sri Chintakayala Sanyasi Patrudu, Municipal Vice Chairman. Sri K Surya Rao, RDO, Sri N. Ramesh Raman, MPDO, Smt. K Surya Mani, APO, MGNREGA, Sri K Nani Babu, APO, MGNREGA, Sri P. Prabhakar, Assistant Commissioner of Labour, all these said authority had also grace the occasion and felt their presence effectively in the programme.

All the participants were motivated and awakened about Government Welfare Schemes. They came forward to join in Jan Dhan Yojana & RSBY, social security schemes to get more benefits. All the participants came forward to get I.D. card from the Labour Department to get more benefits under building and construction Wage Board. Majority participants came forward to join in skill development activities. They realized how to improve agricultural productivity for the National Development.



**BAREILLY:** 2- days Block Level MGNREGA Programme Saffhara, Dadraul, Shahjahanpur on 23<sup>rd</sup> to 24<sup>th</sup> March, 2015. Total 100 participants attended the programme. Shri Jainath Yadav, SDM, Sadar, & Shri Rajesh Jha, Dy. Commissioner MGNREGA, Shahjahanpur. It was good impact that rural workers attended the programme with enthusiasms with job card in their hands and raised so many question in the programme which was answered by Dy. Commissioner MGNREGA and Lokpal MGNREGA. The visits of officials like Dy. Commissioner/Lokpal MGNREGA and Block Development/Sub Divisional Magistrate was instrumental in solving the problem of MGNREGA workers on the spot.

**KANPUR:** A two days MGNREGA Block level programme was conducted at Block-Sarvan Khera, Kanpur Dehat on 30-31.03.2015. The programme was inaugurated by Hon'ble Ram Swaroop Singh Gaur, Member Legislative Assembly (MLA), Rania, Akhbarpur Assembly Constituency. He said that the MGNREGA will be successful only if the workers are aware about the provisions of MGNREGA. Resultantly, they will be able to strive for their rights and duties.

A two days MGNREGA Block Level Programme was conducted at Block-Umarda, Kannauj. Shri Uday Raj Yadav, CDO, Kannauj inaugurated the programme on 25.03.2015 to 26.03.2015. Shri Ram Udrez Yadav, BDO concluded the programme on 26.03.2015. SDM, Kannauj was also present during the concluding session.

**MUZAFFARPUR:** 2 days MGNREGA Programme (Block Level) were conducted from 28.3.2015 to 29.3.2015 at Village, Block Sampatchak, Distt. Patna. 97 participants were educated. Shri Shiv Kumar Manjhi, Ex-MLA and Member, Bihar SC/ST Commission and Shri Uday Manjhi, President Bihar Mahadalit Ayog was the chief guest. Programme was very effective Participants were very enthusiastic. Mr. Manjhi expressed that this programme will bring a new sunshine in the life of the beneficiaries.

**ALLAHABAD :** On 14.11.2014 to 15.11.2014, 02-days Block Level MGNREGA Awareness Programme at Seminar Hall, Block-Mirzapur City, Mirzapur, 100 participants, Shri Rajeev Bankata, Project Director, District Rural Development Authority, Mirzapur, and District Development Officer. During the course of the programme many Block officials and Gram Pradhan of different villages also shared their valuable views. The chief guest was impressed by the impact of the programme and also shared his views on other state Government Schemes. Special achievement: In his deliberation he conveyed the importance and usefulness of social audit in the scheme of MGNREGA and said that all the MGNREGA beneficiaries are important stake holders and they should play an important part during social audit. 55 participants were registered under UP Building and other construction workers Act-2009.

**CHANDIGARH:** 2 days District Level Awareness Program on MGNREGA was conducted at Bachat Bhawan, Distt. Fatehgarh Sahib (Punjab) from 24.03.2015 to 25.03.2015. It was inaugurated by Shri Kamaldeep Singh Sangha (IAS), Dy. Commissioner, Distt. Fatehgarh Sahib. The program was attended by 20 participants. Shri Sanjeev Kumar Garg, Additional Dy. Commission (D), Distt. Fatehgarh Sahib. also addressed the participants. The valedictory function was presided over by Shri Baljit Singh Bhutta, Chairman Zilla Parishad, Distt. Fatehgarh Sahib (Punjab). The authorities assured to extend full co-operation in implementing MGNREGA and in getting the people 100 days Guaranteed Employment and to release the funds.

2 days District Level Awareness Program on MGNREGA was conducted at Zilla Parishad Complex, Ropar, Distt. Rupnagar (Punjab) from 11.03.2015 to 12.03.2015. It was inaugurated by Shri Amarjit Singh Shahi, ADC (D). It was attended by 20 participants. The valedictory function was presided over by Shri Amarjit Singh Makkowal, Chairman, Zilla Parishad, Distt. Rupnagar (Punjab). The participants were highly motivated to help the people in getting 100 days Guranted Employees under MGNREGA. The authorities assured to extend every kind of co-operation in implementation of MGNREGA in the District.

**GOA:** Two (2) days special programme on MGNREGA Village level at Sateri Maya Prasanna Hall, Pal V.P. Thane, Dongurli Block Sattari, North Goa on 20.11.2015 to 21.11.2015. Total 38 participants were present in the programme, the programme was inaugurated by Mrs. Shreya Gaonkar Sarpanch of V.P.Thane-Dongurli, she requested participant to take maximum benefit of the scheme, Shri Govind Korgaonkar, Director of Bal Bhawan was present in the concluding programme. In the programme participants were motivated to select the work with the help of V.P. for MGNREGA.

## **21-Days Personality Development programme(PDP)**

**KANPUR :** 21-days Personality Development Programme only for “Women Employees” was conducted from 07.08.2014 to 27.08.2014 at the Training Hall, CBWE, Kanpur. Shri S.P.Shukla, Dy. Labour Commissioner, Kanpur Region, Kanpur inaugurated 21-days Personality Development Programme (Women Employees) on 12<sup>th</sup> Aug, 2014 and Concluded by Smt.Meeta Jamal, Principal, D.G.P.G.College, Kanpur on 27<sup>th</sup> Aug, 2014. Shri Balram Narula, President, IIA, Kanpur addressed the participants as Guest of Honour. During the program, Smt.Bhawana Tiwari, J.W.M (HR), OEF, Ministry of Defence, Govt. of India, Kanpur, Ms.Pratibha Gupta, Asstt. Divisional Electrical Engg. Locoshed, NCR, Kanpur, Smt Abha Chaturvedi, President, HMS (Women wing), Kanpur, Shri Prabal Pratap Singh, State Incharge, BMS (Financial Institution), Kanpur and Sh.Rajesh Kumar Bajpai, Director, Jan Shikshan Sansthan, Ministry of HRD, Govt. of India, Kanpur enlightened the participants as Guest Speaker.

Participants said that the PDP Programme has change their mind set to develop them as a responsible employee of their organization. They also realized that Programme was very useful informative and knowledgeable whatever input has been given during the programme it was essential for maintaining harmonious industrial relation, improving productivity and quality and reducing the production cost for making the org. profitable and its survival. It is also stated that they will share their experience and knowledge with their colleagues in the shop floors & workplaces to make the organization vibrant.

Similarly another 21 days Personality Development programme from 29.10.2014 to 18.11.2014 conducted at session at Training Hall, CBWE, Kanpur. A total no. of 35 participants from various organizations *viz.* Northern Railways, Lucknow, C&W, Alambagh, Lucknow, Loco Work Shop, Alambagh, Lucknow, HAL, Lucknow, TM SHED, Kanpur etc. actively participated in the programme. The Chief Guest of the concluding ceremony, Shri Sukhdev Mishra, National Secretary, Bhartiya Mazdoor Sangh, New Delhi addressed to the participants, he told that, the role of workers is very important in the present changing scenario. They should be more cautious about their rights. This will speed up the development of the country. Dr. M. A. Naqvi, Director CMS, Kanpur, Smt. Mallika Dwivedi, Field Gun Factory, Shri Balram Narula, President IIA, Kanpur also visited as guest speaker and appreciated the programme.

**ALLAHABAD :** From 10.09.2014 to 30.09.2014, a 21-days, Personality Development programme , Training Hall CBWE Allahabad, 28 participants Shri A.K. Singh, Dy. Labour Commissioner, Labour Department, Govt. of UP, Programme is appreciated by the all participants from different industries. They said that this programme will not only enrich their personality but also make their attitude positive towards their work. Chief Guest in his address to the participants he expected that this programme will bring a lot of positive attitude among the participants which will help them to improve their personality.

## **Workers Participation in Management (WPM)**

**AHMEDABAD:** A 3 days Programme on Workers Participants in Management (WPM) from 19.8.2014 to 21.8.2014. This Programme was conducted and organized at the Regional Directorate, Ahmedabad. The Programme was inaugurated by Smt. Namratta Tiwari, Director, C.B.W.E.. She emphasized the need of effective participation in bi-partite committee. Total 29 participants took part in this programme from Western Railway, Ahmedabad Division, IFFCO. Kalol. GMDC. & GSRTC, Ahmedabad. The Programme was very informative, interactive and was conducted lively manner. All the queries raised by the participants were well answered by the faculty. The Programme was appreciated by all the participants as well as by the management of IFFCO.

**KANPUR:** A 3 days Workers participation in Management (WPM) Programme was conducted from 18<sup>th</sup> to 20<sup>th</sup> February, 2015 at Ordnance Equipment Factory, Kanpur. Shri Rajiv Agrawal, Sr.G.M., OEF, Kanpur has inaugurated the programme as Chief Guest on 18.02.2015 and Shri S.P. Shukla, Dy. Labour Commissioner, Kanpur Region, U.P. and Member of RAC Meeting, Kanpur, Shri Sukhdev Mishra, National Secretary, BMS, Shri D.P. Mishra, AGM, OEF, Kanpur and Shri Manoj Kumar, Jt. GM, OEF were also present as Special Guest at the occasion.

**VADODARA:** A 3-days Workers participation in Management (WPM) programme was conducted from 18.2.2015 to 20.2.2015 for ONGC workers. Shri K. J. Rao, GM (HR & IP). ONGC, Vadodara ONGC Shri C L Arora, DGM (IE & HEAD RTI) at Officer Club, ONGC for 26 participants. Bi-partite committee became activated strengthen for effective participation in CBWE programme & assured co-operation from ONGC.

**CHANDIGARH:** 3 days Programme on Workers Participation in Management was conducted at BHEL Goindwal Sahib, Distt. Tarn Taran (Punjab) was conducted on 17.02.2015 to 19.02.2015. The workers from different branches of the plant participated in this programme which was technically beneficial for workers as per feedback received from the participants. In addition to above, during the training programme, renowned personalities from respective fields were also invited to deliver the lectures relating to improving Productivity, Quality and Environment of workers.

#### **Unorganised programme**

**VADODARA:** A 2 days special programme for unorganised sector workers (Aganwadi workers) from 20.08.2014 to 19.08.2014 for 30 participants was conducted by the CBWE Vadodara. Smt Namratta Tiwari, Director, CBWE, Shri K.J. Thakkar, Ex-Chairman, CBWE along with Shri H.J. Pandya Vice-Chairman CBWE were also present in the programme to enlighten workers. Shri K.J. Thakkar, Ex-Chairman, CBWE of his rich experience in the field of Trade Union shared knowledge about organized workers. Aganwadi workers joined the trade union empower themselves extended co-operation in informal sector programme.

**DHANBAD:** 2 days Quality of Life Unorganised Sector Programme at Upgraded Middle School, Soge Jitpur, Block & Distt. Jamtara conducted from 24.2.2015 to 25.2.2015. Dr. Irfan Ansari, Member of Legislative Assembly (MLA), Jamtara, Jharkhand was inaugurated the programme as Chief Guest. The total no. 40 participants was educated. The impact of the programme are that the participants got aware about family welfare, RSBY Social Securities, PMJDY, Self Emp. Opportunities for house wife etc. they were motivated to adopt small family norms, started self employment activities with help of SHGs. Enrolled their names for RSBY and Janshree Bima Yojna.

**UDAIPUR:** Two days Unorganised Sector Programme was conducted at Rajiv Ghandhi Kendra, Village: Bichadi, Distt. Udaipur was conducted from 12.10.2014 to 13.10.2014. In the programme 40 Participants were educated. Impact on the beneficiaries was that during the financial year Prof. S. S. Sarangdevot, Vice Chancellor of Janardhan Rai Nagar University, Udaipur during valediction of the above programme. While addressing the participants he applauded the efforts of CBWE in shaping the destiny of down trodden sections of the society. The programme has left an indelible imprint on the minds of participants and they were highly motivated and formed their own self help group and The special achievement is that because of such motivations many other active women workers followed this route of starting their own self occupation and were greatly benefited by forming self help groups. Under the social responsibility, The university cell for empowerment of women achieved major dimensions by launching other community development programmes in many clusters of tribal belt of Udaipur.

**DHANBAD:** 2 days Quality of Life Programme for Unorganised Sector Programme at Upgraded Middle School, Soge Jitpur, Block & Distt. Jamtara was conducted from 24.2.2015 to 25.2.2015. Dr. Irfan Ansari, Hon'ble Member of Legislative Assembly (MLA), Jamtara, Jharkhand had inaugurated the programme as Chief Guest. The total no. 40 participants were educated. The impact of the programme was that the participants got aware about family welfare, RSBY Social Securities, PMJDY, Self Employment Opportunities for house wife etc. they were motivated to adopt small family norms, started self employment activities with help of SHGs. Enrolled their names for RSBY and Janshree Bima Yojna.

**AHMEDABAD:** Two (2) days Special Programme for Unorganized Sector Majur Kalayan Trust, Siddhpur, Distt. Patan was conducted on 13.11.2014 to 14.11.2014. Participants got Training in Skill Development in Tailoring, Typing & Computer operating from Mazdoor Kalayan Trust, Siddhpur.

**MUZAFARPUR:** 2 days Special Programme for Unorganized Sector Workers was conducted at Govt. Middle School, Udaypur, Block- Tajpur, Samastipur on 16.7.2014 to 17.7.2014. The Impact of the programme was such the participants inspired and formed two(2) SHG formed "Durga" and "Kali".

#### **4-days Empowerment Programme**

**GOA:** 4 days Empowerment camp for Unorganised sector was conducted on 23.02.2015 to 26.02.2015 at Vastawada, Curchorem, Block Qupem, District South Goa. Mrs. Anita Maroti Naik, Chairperson of Curchorem Municipality inaugurated the programme, she urged the participants to empower themselves by learning right knowledge in CBWE camp. In the concluding programme Shri Nilesh Cabaral, Hon'ble Member of Legislative Assembly (MLA), Curchorem and Chairman of Goa Tourism Development Corporation was present. In his speech he requested all to take active part in Swachh Bharat Mission, and keep the surrounding clean, cloth bags were distributed to all 40 participants in the camp to protect the environment. Total 38 participants were present in the programme.

**KOLKATTA:** 4-days Empowerment Camp for Unorganized Sector. The programme was inaugurated by Shri Sovandeb Chattopadhyay, Chief Whip, Govt. of West Bengal conducted 4- days Empowerment Camp for Weaker Section. The programme was inaugurated by Shri Biman Banerjee, Hon'ble Speaker, West Bengal State Legislative Assembly, Govt. of West Bengal conducted. The workers were fascinated with various welfare schemes and measures of Govt. The participants learn many new things and go and avail the benefits of Govt. Schemes as they earlier were ignorant as a result of the programme.

**HYDERABAD:** 4 days Empowerment Camp for Unorganized Sector workers, Mahila Shikshana Bhavanam, CDS Building, Errakunta, Kapra GHMC, RRD, Shri NVSS Prabhakar, Hon'ble Member of Legislative Assembly (M.L.A.), Uppal Constituency, Hyderabad grace the occasion of the programme held from 4<sup>th</sup> to 7<sup>th</sup> February, 2015, 40 participants attended the programme. Participants formed 2 new groups and get affiliated to the union, they proposed to enroll in labour welfare fund and opening of Accounts in Jan Dhan Yojna, they also took oath with regard to environment protection, elimination of plastic usage and wastage.

**CHENNAI:** 4 days Empowerment camp for Rural Labour was conducted at Lawspet Pondicherry from 9.03.2015 to 12.03.2015. In which, 40 participants attended the programme. Shri Vaidyanathan, Hon'ble Member of Legislative Assembly (MLA), Lawspet Assembly inaugurated the programme. A group has promised to set up a cattle rearing farm. Mrs Vaithyanathan, Wife of MLA attended all the 4 days session with enthusiasm.

4 days Empowerment camp for Rural Labour was conducted at Pudunagar, Reddiarpalayam, Puducherry from 20.01.2015 to 23.01.2015 in which, 39 participants attended the programme. Mr. Sesudoss Trainer I.A.S. Academy and Shri N.G.Panneerselvam, Hon'ble Minister Rural Development, Government of Puducherry inaugurated the programme.

**BAREILLY:** 4 -days Empowerment Programme for Weaker Section was conducted at Rajkumari Inter College Conference Hall Madhinath, Bareilly 9<sup>th</sup> to 12<sup>th</sup> March, 2015 for 40 participants. Shri Rajesh Kumar, Dy. Labour Commissioner, Bareilly Division, Bareilly. The participants were eager enough to know the income generating programmes of All India Handicraft Board, so that they can begin their own small Zari units. The guest speaker was invited from Handicraft Board who assured the participants to issue them Zari cards, so that they can avail facilities from board. With the efforts of CBWE the All India Handicraft Board officials visited the camp and satisfied the needs of participants.

**GORAKHPUR:** 4 days Empowerment camp for Rural Sector at Sivdaspur, Masudha, Faizabad was conducted on 10.2.2015 to 13.2.2015. The impact of the programme was that the 18 participants enrolled with Uttar Pradesh Skill Development Mission.

**JAMSHEDPUR:** 4 days Empowerment Camp for Weaker Section from 10.07.2015 to 13.07.2015 was conducted Shri Anil Manjhi, Mukhiya, Bangurda Panchayat & Smt. Bujee Hansda, Ward Member, Kasmar Panchayat, Village – Golkata & Majhidih, Block – Patamda, District – Singhbhum East grace the occasion during the 4 days training programme from 10.07.2015 & 13.07.2015 for Unorganized sector workers.

**MUZAFARPUR:** 4 days Empowerment Camp for Unorganised sector at Primary School, Kohwaba, Village P.O.- Lalmam patti, Block- Basantpur, Supaul was conducted on 13.3.2015 to 16.3.2015. The participants open bank accounts in 'Jan Dhan Yojana'. Strive towards Skill Development and to form SHG.

### **Panchayati Raj Functionaries**

**Imphal:** 3 days Special programme for Panchayati Raj Functionaries from 16.11.2014 to 18.11.2014 at Conference Hall No.2, Manipur Press Club, Majorkhul, Imphal Manipu was conducted. 30 participants were educated. All the participants had taken an oath to deliver their duties and responsibilities as Gram Panchyat Member towards the society, while facilitating more and more Government Schemes as such to the rural mass in their jurisdiction. Shri K. Lakshma Reddy, Hon'ble Chairman, CBWE inaugurated the programme as Chief Guest. Participants expressed that they are benefited on the Chairman message on Skill Development Initiative and encouraged the effort of the socio-economic development of the region.

### **Quality of Life (QLP) - 2 and 4 days**

**DHANBAD:** 2 days QLP Unorganised Sector Programme at Upgraded Middle School, Soge Jitpur, Block & Distt. Jamtara conducted from 24.2.2015 to 25.2.2015. Dr.Irfan Ansari, Hon'ble Member of Legislative Assembly (MLA), Jamtara, Jharkhand was inaugurated the program as Chief Guest. The total no. 40 participants were educated. The impact of the programme are that the participants got aware about family welfare, RSBY Social Securities, PMJDY, Self Emp. Opportunities for house wife etc. they were motivated to adopt small family norms, started self employment activities with help of SHGs. Enrolled their names for RSBY and Janshree Bima Yojna.

**AHMEDABAD:** Four (4) days Programme on Quality of Life (Un-organized Sector ) at Damodar ni Chali, Opp. SBI Industrial Branch, Bapunagar, Ahmedabad was conducted on 12.11.14 to 15.11.14, 11 Participants made a Mahlaxami Mahila Savings & Credit Society at Damodar ni Chali. It was reported that 12 Participants made a Jai Maha Kali Mahila Savings & Credit Society. Further, 60% Trainees given assurance to give up bad habit like Drink, Tobbaco, & Gutkha.

**MUZAFARPUR:** 4 days Quality of Life Programme was conducted for Unorganised sector workers in Middle School, Chak Madhuwa, Block Saraiya, Distt. Muzaffarpur on 21.3.15 to 24.3.15. The effect of the said programme was such that 'Ujala' Self Help Group was formed by the participants. The Participants received education & training in financial planning and health issue that improved their ability to uplift from difficulties of their life and open saving bank Account.

**ASANSOL:** 4 days Quality of Life Programme was conducted for Unorganised sector workers in Gogra Poultry Farm Premises, Vill+GP+PO – Gogra, Saltora, Bankura on 16.03.2015 to 19.03.2015. The participants were of the opinion that they had been very much benefited from the programme as they could clearly understand their respective roles as husband and wife and as mother and father. They also said they had felt and experienced a change in them during the programme.

### **Self Generation of Fund Programme (SGF)**

**GOA:** One day Self Generation of Fund (SGF) Programmes was Conducted at Oriental container Ltd. Kundeim Industrial Estate, Block, Ponda, Distt. North Goa. The four SGF programmes were conducted by the Goa Regional Directorate on 28/07/2014 on Team work and Team Building; 08.10.2014 on ISO 9001:2008; 18.09.2014 on Leadership Development and Communication Skills; 14.08.2014 Conflict Management and Team Work respectively. Shri Yeshwant Parab Manager (HR) was present the inauguration and concluding of the programme. He appreciated the methodology of programmes of CBWE and said that employees are motivated to improve their performance and self development.

**MUZAFARPUR:** One day SGF programme was conducted on 18.6.2014 for Power Grid Corporation of India Ltd, Regional Office, Patna. This programme enhanced the confidence level and personality development of the participants.

**CHANDIGARH:** One day Self Generation of Fund Programme (SGF) Programme (1) was conducted 19.09.2014. We are happy that we found so much changes after training on the subject *i.e.* Positive Attitude, Cost Reduction, Productivity Improvement & Quality Improvement.

2 days Self Generation of Fund Programme (SGF) Programme (2) was conducted at Munish Forge (Punjab) Ltd., Ludhiana (Punjab) on 19.03.2015 to 20.03.2015. We are very thankful for your kind co-operation, clear communication, creative and visionary thinking regularly inspire our workforce to action. A training programme which would definitely increase productivity and efficiency of the organisation. The participants appreciated the programme at the valedictory function.

## CHAPTER IX

**IMPACT AT A GLANCE****CBWE programme helps to open eye of ignorance**

Direct Bank Transfer (D.B.T.) of Per diem allowance to the beneficiaries of the CBWE training programmes was implemented w.e.f. 01/01/2015 as per guidelines of the Ministry of Labour and Employment, Govt. of India.

**Times of India & Aditya Birla Social Impact Awards 2014-15**

The maiden performance was recognized by third party opinion (Multinational Companies) on the educational programmes of the Board for unique contribution for the nation building in consonance to achieve objectives through “Workers Education Scheme”.

**PUNE :** Every year CBWE organises various types of programme. But during the year 2014-15 through such programmes Sub-Regional Directorate, Kolhapur functioning under CBWE, Pune has come out with a new concept and that ‘RRBI’ (Real Rural Bank of India). It is a matter of pride for CBWE that, Times of India Group and Aditya Birla social impact awards had selected this concept for its ‘**Social Impact Award**’ which was considered at national level. This concept has received nation-wide publicity. Indeed, this is the biggest achievement of CBWE Programme. It is really noteworthy to know that the “Times of India Group and Aditya Birla Social Impact Awards” had taken cognizance of the work performed by Mr. B. G. Kurwalkar and had nominated CBWE in the category of “Livelihood” for the “Social Impact Award 2014-15”. It was truly a grand and significant success that the efforts taken by Mr. Kurwalkar, E.O. was appreciated at the National Level.

CBWE’s initiative on Real Rural Bank of India (RRBI) 1<sup>st</sup> runner up in “livelihood sector” {Govt. category} one of the categories out of 5.

**Final Comments** on CBWE by the Jury of Times of India & Aditya Birla Social Impact Awards 2014-15 for ‘Livelihood Sector’:

In the Government category, the choice was between the Central Board for Workers Education (CBWE), which organizes women’s self-help groups in Maharashtra; Jharcraft, an organization that’s improved livelihoods of lakhs of Tribal’s by helping them produce and sell handicraft and the National Institute for Entrepreneurship and Small Business Development.

While CBWE had a slightly higher expert rating — and the intent behind its work was lauded by none other than Shri K V Kamath —the jury decided to give the award to Jharcraft. What went in its favour were the much larger scale of operations—it has trained 3.6 lakh people— and that its beneficiaries were mainly tribals from a backward region.

The impact of CBWE training programmes was excelled and set remarkable achievement at National Level and recognized by the Multinational Companies in 2014-15.

**BHUBANESHWAR:** 2 days Un-organised sector programme was organized at Village: Patapur, Block: Salepur, District Cuttack on 02.03.2015 to 03.03.2015. The Venue was Old Boys Association Hall (Bahugram). The Category of participants was Construction Workers. The programme was organized by Bharatiya Mazdoor Sangha, B.M.S, Odisha on behalf by Sri Basanta Kumar Sahoo (Vice President). The total 40 nos. of Participants were educated was out of which SC : male – 22, female – 2 & others male – 16. The Asstt. Labour Officer Smt. Monalisa Nayak attended in this programme and distributed the Registration Card of Building and Construction Card to the participants. Honorable Chairman C.B.W.E. Shri K.Lakshma Reddy attended the programme and distributed the Labour Registration Card to the participants, all were Building and Construction Workers. He suggested the construction workers should get the advantage of the scheme in alleviating their needs to works a good livelihood.

Top officials of the BMS trade union attended this programme which ended up in a grand success. Impact of the programme: More than 60 (sixty) construction workers, (40 from the camp) got their Labour Registration Card through our programme. In due course of time they will get their benefit amount through the concerned Bank. The other workers who got enlisted came forward to apply for the registration. In this programme the participants expressed their happiness as they improved their awareness level only due to the active intervention by CBWE.

**ALLAHABAD: Ist programme on “Sansad Adarsh Gram Yojna”** was introduced by the Board 2014-15. A Special Programme under Sansad Adarsh Gram Yozana was conducted accordingly, on 17.12.2014 to 18.12.2014 two 02-days Special programme for Women workers at Village adopted by the Hon'ble Prime Minister under “**Sansad Adarsh Gram Yojna**” at Village-Jayapur, Block-Arajiline, Varanasi, 80 participants, Shri S.P. Srivastava, Chairman, Regional Advisory Committee, CBWE Allahabad. Impact:- In the inaugural session of the programme chief guest said that this programme will be highly qualitative and productive in many aspects of their life and henceforth he requested the participants to pay utmost attention in the programme. All participants taken an oath to eradicate Social Evils while availing many Central and State Government Welfare Schemes.

**GUWAHATI:** After attending 2-days Special Programme for Scheduled Tribe Workers conducted 24.12.2014 and 25.12.2014 at Bhagdal village, Block- Mazbat, Distt.- Udalguri, Assam the participants formed a SHG known as “Marami SHG”. They have started their own business of weaving activities. The said SHG opened saving account at Assam Gramin Vikas Bank, Orang Branch, Account No.7072010033516 of on date. The SHG is having a turnover about 90 thousand as a result of the weaving activities. The group is planning to expand their business for their socio-economic development.

**VADODARA:** A 2 days special programme for unorganised sector workers (Aganwadi workers) 20.8.2014 for 30 participants was conducted by the CBWE Vadodara. Smt Namratta Tiwari, Director, CBWE, Shri K.J. Thakkar, Ex-Chairman, CBWE along with Shri H.J. Pandya Vice- Chairman CBWE. Aganwadi workers joined the trade union empower themselves extended co-operation in informal sector programme.

**SILIGURI:** 3-Days State Level Training Programme (N.E. Special ) on Human Empowerment and Development in North East Region had been conducted at Gangtok, Sikkim w.e.f. 25.9.2014 to 27.9.2014 with 30 participants from the state of Sikkim. The programme was inaugurated by Shri Norjong Lepcha, General Secretary of All Sikkim Democratic Labour Front. The impact of the programme at State level by CBWE, it was reported by ASDLF that Shri Nar Bahadur Limboo (One of the participants of the programme) was selected as one of the members of State Planning Commission, Govt. of Sikkim. The impact of the programme is itself a achievement that one of participants was selected as member of State Planning Commission, Govt. of Sikkim.

Another 3-days State Level Training Programme was held at Gangtok, Sikkim from 8.3.15 to 10.3.15 with 30 participants being sponsored by All Sikkim Democratic Labour Front, Gangtok. The Programme was inaugurated by Shri Norjong Lepcha, General Secretary of All Sikkim Democratic Labour Front, Gangtok. The ASDLF reported to this Directorate that Miss Sushma Chhetri (one of the participants of the programme) was selected by the Govt. of Sikkim as one of the members of State Tourism Development Board, Govt. of Sikkim.

**HYDERABAD:** 2 days Construction Workers Programme, AITUC Office, Near Railway Station, Jangaon (V) & (M), Warangal (D), Shri Ch. Raja Reddy, Ex-M L A, Jangaon, Warangal District, Telangana State 3<sup>rd</sup>& 4<sup>th</sup> March, 2015, 33 participants. Participants got knowledge about different concepts and labour laws, participants decided to stop bad habits and wasteful expenditure, 10 nos. was enrolled their names for getting Id cards and availing Labour welfare fund. Impact of the Programmes: 1. The participants found the programmes utility oriented and useful in their day to day life. 2. The participants rates the programmes as very useful & if the teaching of the programmes may be translated into practice then there will be visible improvement in the personality. 3. Most of the participants appreciated the programmes & stated that it was a rare exposure for them and ultimately it will lead to generate innovative ideas among them.

**VISAKHAPATNAM:** A 02 days Block level programme under MGNREGA Conference hall, R.D.O. Office complex, Narsipatnam (PO & M), Vishakapatnam District 04.03.2015 to 05.03.2015, 100 unorganised Workers (Agricultural Workers, Marginal Farmers). The Programme was Inaugurated by Shri K. Lakshma Reddy, Hon'ble Chairman, CBWE, Ministry of Labour and Employment. Government of India. Valedictory address given by Smt Chintakayala Anita, Municipal Chairperson. Shri Chintakayala Sanyasi Patrudu, Municipal Vice Chairman. Shri K Surya Rao, RDO, Shri N Ramesh Raman, MPDO, Smt K Surya Mani, APO, MGNREGA, Shri K Nani Babu, APO, MGNREGA, Sri P. Prabhakar, Assistant Commissioner of Labour. Impact: All the participants motivated and awakened about Government Welfare Schemes. They came forward to join in Jan Dhan Yojana & RSBY, social security schemes to get more benefits. All the participants came forward to get I.D. card from the Labour Department to get more benefits under building and construction Wage Board. Majority participants came forward to join in skill development activities. They realized how to improve agricultural productivity for the National Development.

**CHENNAI:** Two (2) days MGNREGA programme was conducted by Shri.S.Sankarasubramanian Education Officer from 4.12.2014 & 5.12.2014 at Periya Kalapattu, Puducherry in which 40 participants attended the programme. Shri P.M.L. Kalyanasundaram Hon'ble Member of Legislative Assembly (M.L.A.), Kalapattu, Constituency Pondicherry inaugurated the programme. The Hon'ble MLA has promised to give one can of purified water to each house hold per day and has also fulfilled the promise,

**KANPUR :** 18 Self Help Groups were formed during the two 2-days programme for Scheduled Caste workers from 17<sup>th</sup> -18<sup>th</sup> May, 2014 & 28<sup>th</sup> - 29<sup>th</sup> May, 2014 and one 4-days Empowerment Programme for Scheduled Caste workers from 24<sup>th</sup> -27<sup>th</sup> May, 2014. Another 54 Self Help Groups were formed during the two 2-days program for Scheduled Caste workers and 4-days Empowerment Programme for SC workers.

A 45 days Unit Level Programme was organized and conducted in Organized sector at Small Arms Factory, Kanpur w.e.f. 24.02.2014 to 09.04.2014. Shri P.C. Barnwal, General Manager, SAF, Kanpur inaugurated the programme.

**PUNE:** 4 days Rural Awareness Programme at Siddhanarali, Tal. Kagal, Distt. Kolhapur 9<sup>th</sup> -12<sup>th</sup> March, 2015. During the 4 days RAP camp was organized at Siddhnerli, Tal. Kagal, Dist. Kolhapur. This programme was attended by 40 ladies. Through this programme the a group of ladies received inspiration and they formed a RRBI and named the bank as 'Tararani Mahila Bachat Gat Bank' and they formed their own body to run the bank and collected share capital of Rs.2,40,000/- @ Rs.1200/- per head. This bank attracted another 200 ladies from nearby villages, who have also joined this bank as members. This bank is contemplating to set this bank within the frame work of co-operative banking sector.

2 days Construction Workers Programmes at Gargoti -Kolhapur was conducted on 16<sup>th</sup> -17<sup>th</sup> October, 2014 on 8<sup>th</sup> - 9<sup>th</sup> December, 2014 and also 9<sup>th</sup> -10<sup>th</sup> February, 2015 at Madur Distt. Kolhapur respectively. During the year 2014-15 the Centre had also conducted the Construction Workers Programme Result of this Programme is that the Construction workers came together and decided to start their bank under the name and title 'Bandhkam Kamgar Bachat Gat Bank'. In this Bank, at this point of time, there are 125 members from the construction line. Out of the total members more than 50% are males while the rest are females. By way of share capital @ Rs.1200/- they have collected total share capital of Rs.1,50,000/-. The main objective of this bank is to help out the construction workers to make their livelihood or establish their own business. Generally, they are helpless to get any construction tenders or construction works especially on medium or large scale inspite of their own potentials. This bank provides fund its members, whereby they can forms a small unit of members and can undertake construction assignments and get their major share of profits. Earlier this was not possible because this was centralized in the hands of a few who are big contractors or land-lords / money lenders.

4 days Empowerment Programme for Unorganised Sector at Village Miraj, Distt. Sangli was conducted on 12<sup>th</sup> -15<sup>th</sup> May, 2014. In this programme Participants decided to get the vocational training for self Employment and 25 participants got vocational training of Leather Bag making.

2 days Programme for ST Workers at Village Vasantpur, Tanda, Post Harvadi, Distt. Latur was conducted on 11<sup>th</sup> -12<sup>th</sup> March, 2015 under Tribal Sub-Plan (TSP) category. This programme was organized with the help of Vasantrao Naik Bahuudeshiya Seva Bhavi Sanstha, Gaur Tanda, Latur. The participants highly appreciated the information facilitated to them on the subject Self Help Groups & Self Employment, De-Addiction, Importance of Education, etc. NGO after conducting programme jointly with the help of ZP scheme, distributed 2 Sewing Machines to the participants for self employment purpose.

2 days Programme for SC Workers at Bhimshakti Nagar, Chikhali Road, Pune was conducted on 20<sup>th</sup> - 21<sup>st</sup> February, 2015 under Scheduled Caste Sub-Plan (SCSP) category. Near about 40 participants participated in the programme. The programme was organized by Pragati Mahila Mandal. Participants came to know about the different social legislations for women workers and also delighted by the information facilitated on self employment. Near about 400 workers from Bhimshakti Nagar, Ajanta Nagar, More Vasti from Chinchwad area registered their name in Gharelu Mahila Kamgar Mandal at Labour Office, Govt. Of Maharashtra, Pune. Near about 40 participants participated in the programme. The programme was organized by Pragati Mahila Mandal. Participants came to know about the different social legislations for women workers and also delighted by the information facilitated on self employment. Near about 400 workers from Bhimshakti Nagar, Ajanta Nagar, More Vasti from Chinchwad area registered their name in Gharelu Mahila Kamgar Mandal at Labour Office, Govt. Of Maharashtra, Pune.



**MUZAFFARPUR:** 4 days Quality of Life Programme for Unorganised Sector at Middle School, Chak Madhuwa, Block Saraiya, Distt. Muzaffarpur was conducted on 21.3.2015 to 24.3.2015. Programme was organised successfully and “Ujala” Self Help Group formed.

**IMPHAL:** 4-days Empowerment Camp for Rural Sector at Koloipal High School, Khumbong, Imphal West Distt-Manipur was conducted w.e.f. 6<sup>th</sup> to 9<sup>th</sup> November, 2014. After attending the programme Smt. K. Ahanbi Devi was empowered to set up a Pickles unit in the name of “Ipa Chairenkhomba Pickles” at Khumbong, Imphal West District for which first phase registration at DIC, Imphal West has been done. Similarly 2-days Special Program for Unorganised Sector conducted at Khangabok Makha Leikai, Thoubal Distt. Manipur was conducted on 20.11.2014 to 21.11.2014. The Khangabok Area Building and Others Construction Workers Union, Thoubal Distt. Manipur and registered under Registration Act, 1926 i.e. Registration No.807 of 2014.

**GOA:** 2 days special programme for Scheduled Tribe at Mahal Baddem, Block Cancane, Distt. South Goa on 16.06.2014 to 17.06.2014 under Scheduled Tribe Sub-plan category. Mrs. Vaishali V. Velip V.P. Member inaugurated the programme. Shri Umesh Gaonkar, President of Adarash Kala and Sanskritik Mandal, Cotigaon was present in the programme. Participants were motivated for increasing agricultural productivity and “Sainath” Self Help group started vegetable cultivation. Total 34 participants were present in the programme.

Two days special programme for Scheduled Tribe (ST) at Community Hall, Kumari, V.P. Bhati, Block Sanguem, Distt. South Goa. On 21.09.2014 to 22.09.2014 under Scheduled Tribe Sub-plan (TSP) category. Total 38 participants were present in the programme. Shri Naresh Parkar, Manager Goa State Cooperative Bank, Sanguem Branch was Present in the inaugural programme, he stressed the importance of saving in life. Mrs Shilpa Naik Sarpanchand, Shri V.P. Bhati were Present in the Concluding programme. In the programme two new self help group (SHG) were formed, namely “Kumari” “Sateri”. 15 participant had opened an account under ‘Jan Dhan Yojana’.

**GORAKPUR:** 2 days Special Programme for Scheduled Caste (SC) workers was conducted at Ganja, Masudha, Faizabad on 7.12.2014 to 8.12.2014 under Scheduled Caste Sub-plan (SCSP) category. Participants were motivated and open a tailoring center for the women skill development that meet out household expenses through sewing and embroidery work.

2 days Special Programme for Construction Workers at Sahbapur, Kaisarganj, Bahraich was conducted on 19.2.2015 to 20.2.2015. 17 participant got registration under Uttar Pradesh building and other construction worker’s welfare board and covered under social security scheme.

## **Credit to CBWE**

### **Formation of Self Help Group**

The discussion on importance and need of Self Help Group held at the training programme of CBWE, motivated the workers who participated in these programmes to form Self Help Groups to reap the benefits of the Central / State Government Schemes for their socio-economic upliftment. During the year **2014-15, nearly 820** Self Help Groups were formed by the participants.

\* \* \* \* \*

CHAPTER X

---

STATISTICAL TABLES

---

|                       |  |
|-----------------------|--|
| E.Os                  | Education Officers                     |
| T.T.C.                | Training of Trainers Courses           |
| P.D.P.                | Personality Development Programmes     |
| R.C.T.                | Refresher Course for Trainers          |
| J.E.P.                | Joint Education Programme              |
| N.B.S.                | Need Based Seminar                     |
| U.L.C.                | Unit Level Classes                     |
| F.A.L.C.              | Functional Adult Literacy Classes      |
| N.B.S.P.              | Need Based Special Programmes          |
| Unorg. / W.S.         | Unorganised / Weaker Sections          |
| R.A.C.                | Rural Awareness Camps                  |
| PCL / CL              | Parents of Child Labour / Child Labour |
| S.G.F.P.              | Self Generation of Funds Programmes    |
| L.W.D.P.              | Labour Welfare Development Programmes  |
| Empowerment Camp R.L. | Empowerment Camps for Rural workers    |





**TABLE - I**

**Category wise breakup of Workers Trained in Rural Awareness Camps**

| S.No.       | Category of Rural Workers                | * Five Days Camps        |              | ** Empowerment Camps (4Days) |              |  |              | Two Days Awareness Camps |           |       | Participants |           |         |
|-------------|--|--------------------------|--------------|------------------------------|--------------|--|--------------|--------------------------|-----------|-------|--------------|-----------|---------|
|             |  |                          |              | 2013-2014                    |              | 2014-2015                                    |              | 1977-2014                | 2014-2015 | Total | 1977-2014    | 2014-2015 | Total   |
|             |  | Prog.                    | Participants | Progs.                       | Participants | Progs.                                       | Participants |                          |           |       |              |           |         |
| 1           | 2  | 3                        | 4            | 5                            | 6            | 7  | 8            | 9                        | 10        | 11    | 12           | 13        | 14      |
| 1           | Landless Labour                          | 328                      | 12846        | 1028                         | 40126        | 67   | 2636         | 18292                    | 629       | 18921 | 717148       | 24505     | 741653  |
| 2           | Agricultural Workers & Marginal Farmers. | 969                      | 38520        | 534                          | 21003        | 14   | 543          | 33540                    | 107       | 33647 | 1319352      | 4165      | 1323517 |
| 3           | Fisheries Labour                         | 36                       | 1479         | 11                           | 436          | 6  | 239          | 818                      | 9         | 827   | 32044        | 356       | 32400   |
| 4           | Tribal Labour                            | 91                       | 3595         | 15                           | 575          | 2  | 80           | 1195                     | 5         | 1200  | 46493        | 196       | 46689   |
| 5           | Rural Artisans                           | 57                       | 2299         | 47                           | 1822         | 6  | 239          | 1659                     | 20        | 1679  | 63532        | 760       | 64292   |
| 6           | Forest Labour                            | 17                       | 683          | 19                           | 746          | 5  | 184          | 412                      | 4         | 416   | 15560        | 154       | 15714   |
| 7           | Educated Unemployed                      | 163                      | 6291         | 65                           | 2580         | 4  | 160          | 2429                     | 28        | 2457  | 94876        | 1065      | 95941   |
| 8           | Plantation Workers                       | 0                        | 0            | 23                           | 950          | 5  | 199          | 195                      | 7         | 202   | 7852         | 275       | 8127    |
| 9           | Rural Workers (General)                  | 290                      | 11656        | 191                          | 8130         | 6  | 239          | 10646                    | 20        | 10666 | 419499       | 788       | 420287  |
| TOTAL       |  | 1951                     | 77369        | 1933                         | 76368        | 115  | 4519         | 69186                    | 829       | 70015 | 2716356      | 32264     | 2748620 |
| GRAND TOTAL |  | Column No. 4+6+8+14 i.e. |              |                              |              | $77369 + 76368 + 4519 + 2748620 = 2,906,876$ |              |                          |           |       |              |           |         |

\*\* Conscientization Camps Started From 2003 - 2004

\*\* Figures for One day Retraining Programme for Rural Sector not included in this Table (No. of Programmes 134 & No. of Participants 7571)

Grand Total of Programmes  $829 + 115 + 134 = 1078$

Grand Total of Participants  $32264 + 4519 + 7571 = 44354$

**TABLE - II**  
**Rural Workers Education during 2014 - 2015**  
**(Category wise breakup of Workers Trained)**

| S. No.<br>(1) | Category<br>of Rural<br>workers<br>(2)    | No. of Prog<br>(3) | Male      |           |               |              | Female    |           |                |               | Grand Total<br>(12) |
|---------------|---|--------------------|-----------|-----------|---------------|--------------|-----------|-----------|----------------|---------------|---------------------|
|               |   |                    | SC<br>(4) | ST<br>(5) | Others<br>(6) | Total<br>(7) | SC<br>(8) | ST<br>(9) | Others<br>(10) | Total<br>(11) |                     |
| 1             | Landless Labour                           | 629                | 633       | 509       | 1836          | 2978         | 6422      | 2079      | 13026          | 21527         | 24505               |
| 2             | Agriculture Workers<br>& Marginal Farmers | 107                | 80        | 67        | 539           | 686          | 655       | 276       | 2548           | 3479          | 4165                |
| 3             | Fisheries Labour                          | 9                  | 1         | 0         | 34            | 35           | 56        | 27        | 238            | 321           | 356                 |
| 4             | Tribal Labour                             | 5                  | 0         | 12        | 6             | 18           | 39        | 98        | 41             | 178           | 196                 |
| 5             | Rural Artisans                            | 20                 | 10        | 0         | 59            | 69           | 81        | 72        | 538            | 691           | 760                 |
| 6             | Forest Labour                             | 4                  | 6         | 14        | 45            | 65           | 30        | 16        | 43             | 89            | 154                 |
| 7             | Educated Unemployed                       | 28                 | 24        | 1         | 125           | 150          | 301       | 66        | 548            | 915           | 1065                |
| 8             | Plantation Workers                        | 7                  | 0         | 0         | 0             | 0            | 20        | 4         | 251            | 275           | 275                 |
| 9             | Rural Workers<br>(General)                | 20                 | 12        | 0         | 66            | 78           | 157       | 36        | 517            | 710           | 788                 |
| TOTAL         |   | 829                | 766       | 603       | 2710          | 4079         | 7761      | 2674      | 17750          | 28185         | 32264               |

**TABLE - III**  
**Regional Directorate-wise Distribution of Workers Trained (Rural Sector)**  
**During April 2014 To March 2015**

| Sr. No. | Regional Directorate   | No. of Programmes | Male        |            |             |             | Female       |             |              |              | Grand Total  |
|---------|------------------------|-------------------|-------------|------------|-------------|-------------|--------------|-------------|--------------|--------------|--------------|
|         |                        |                   | SC          | ST         | OTH.        | Total       | SC           | ST          | OTH.         | Total        |              |
|         | <b>NORTH ZONE</b>      |                   |             |            |             |             |              |             |              |              |              |
| 1       | ALLAHABAD ..           | 22                | 128         | 0          | 296         | 424         | 193          | 0           | 323          | 516          | 940          |
| 2       | BAREILLY ..            | 8                 | 6           | 0          | 25          | 31          | 152          | 0           | 157          | 309          | 340          |
| 3       | CHANDIGARH ..          | 19                | 7           | 0          | 2           | 9           | 496          | 0           | 289          | 785          | 794          |
| 4       | DELHI ..               | 41                | 37          | 0          | 116         | 153         | 491          | 5           | 990          | 1486         | 1639         |
| 5       | FARIDABAD ..           | 14                | 12          | 0          | 5           | 17          | 485          | 0           | 78           | 563          | 580          |
| 6       | GHAZIABAD ..           | 32                | 12          | 0          | 260         | 272         | 262          | 0           | 719          | 981          | 1253         |
| 7       | GORAKHPUR ..           | 24                | 6           | 0          | 43          | 49          | 217          | 0           | 691          | 908          | 957          |
| 8       | JAMMU ..               | 3                 | 0           | 0          | 44          | 44          | 0            | 0           | 66           | 66           | 110          |
| 9       | KANPUR ..              | 38                | 236         | 0          | 639         | 875         | 257          | 0           | 453          | 710          | 1585         |
| 10      | PARWANOO ..            | 7                 | 4           | 0          | 18          | 22          | 46           | 5           | 226          | 277          | 299          |
|         | <b>Total - NZ</b> ..   | <b>208</b>        | <b>448</b>  | <b>0</b>   | <b>1448</b> | <b>1896</b> | <b>2599</b>  | <b>10</b>   | <b>3992</b>  | <b>6601</b>  | <b>8497</b>  |
|         | <b>EAST ZONE</b>       |                   |             |            |             |             |              |             |              |              |              |
| 11      | ASANSOL ..             | 20                | 138         | 53         | 116         | 307         | 381          | 22          | 113          | 516          | 823          |
| 12      | BARRACKPORE ..         | 22                | 97          | 0          | 157         | 254         | 309          | 1           | 469          | 779          | 1033         |
| 13      | BERHAMPUR ..           | 36                | 35          | 52         | 246         | 333         | 324          | 208         | 629          | 1161         | 1494         |
| 14      | BHUBANESHWAR ..        | 20                | 41          | 0          | 78          | 119         | 289          | 0           | 412          | 701          | 820          |
| 15      | DHANBAD ..             | 16                | 24          | 2          | 78          | 104         | 47           | 37          | 491          | 575          | 679          |
| 16      | JAMSHEDPUR ..          | 41                | 25          | 113        | 112         | 250         | 180          | 647         | 623          | 1450         | 1700         |
| 17      | KOLKATA ..             | 27                | 26          | 0          | 69          | 95          | 411          | 10          | 613          | 1034         | 1129         |
| 18      | MUZAFFARPUR ..         | 17                | 56          | 0          | 7           | 63          | 358          | 0           | 377          | 735          | 798          |
| 19      | RANCHI ..              | 15                | 11          | 134        | 33          | 178         | 69           | 331         | 53           | 453          | 631          |
| 20      | ROURKELA ..            | 32                | 39          | 138        | 163         | 340         | 172          | 402         | 328          | 902          | 1252         |
|         | <b>Total - EZ</b> ..   | <b>246</b>        | <b>492</b>  | <b>492</b> | <b>1059</b> | <b>2043</b> | <b>2540</b>  | <b>1658</b> | <b>4108</b>  | <b>8306</b>  | <b>10359</b> |
|         | <b>WEST ZONE</b>       |                   |             |            |             |             |              |             |              |              |              |
| 21      | AHMEDABAD ..           | 21                | 38          | 0          | 22          | 60          | 180          | 0           | 523          | 703          | 763          |
| 22      | BARODA ..              | 19                | 0           | 44         | 40          | 84          | 136          | 153         | 394          | 683          | 767          |
| 23      | GOA ..                 | 15                | 0           | 0          | 0           | 0           | 0            | 72          | 477          | 549          | 549          |
| 24      | MUMBAI ..              | 4                 | 0           | 0          | 0           | 0           | 4            | 22          | 151          | 177          | 177          |
| 25      | PUNE ..                | 18                | 1           | 0          | 5           | 6           | 281          | 19          | 417          | 717          | 723          |
| 26      | RAJKOT ..              | 18                | 3           | 1          | 36          | 40          | 177          | 0           | 525          | 702          | 742          |
| 27      | THANE ..               | 11                | 0           | 1          | 39          | 40          | 49           | 106         | 244          | 399          | 439          |
|         | <b>Total - WZ</b> ..   | <b>106</b>        | <b>42</b>   | <b>46</b>  | <b>142</b>  | <b>230</b>  | <b>827</b>   | <b>372</b>  | <b>2731</b>  | <b>3930</b>  | <b>4160</b>  |
|         | <b>SOUTH ZONE</b>      |                   |             |            |             |             |              |             |              |              |              |
| 28      | BANGALORE ..           | 30                | 7           | 10         | 3           | 20          | 359          | 117         | 718          | 1194         | 1214         |
| 29      | CHENNAI ..             | 56                | 20          | 0          | 15          | 35          | 1329         | 25          | 1043         | 2397         | 2432         |
| 30      | COCHIN ..              | 33                | 1           | 0          | 11          | 12          | 56           | 0           | 1303         | 1359         | 1371         |
| 31      | COIMBATORE ..          | 36                | 6           | 0          | 5           | 11          | 608          | 0           | 842          | 1450         | 1461         |
| 32      | HUBLI ..               | 8                 | 33          | 0          | 37          | 70          | 108          | 0           | 162          | 270          | 340          |
| 33      | HYDERABAD ..           | 30                | 0           | 0          | 16          | 16          | 317          | 11          | 878          | 1206         | 1222         |
| 34      | KOZHIKODE ..           | 20                | 4           | 17         | 18          | 39          | 77           | 1           | 635          | 713          | 752          |
| 35      | MADURAI ..             | 39                | 0           | 0          | 0           | 0           | 545          | 0           | 1113         | 1658         | 1658         |
| 36      | MANGALORE ..           | 11                | 0           | 0          | 0           | 0           | 14           | 18          | 416          | 448          | 448          |
| 37      | VIJAYAWADA ..          | 21                | 0           | 0          | 0           | 0           | 275          | 34          | 591          | 900          | 900          |
| 38      | VISAKHAPATNAM ..       | 4                 | 1           | 0          | 15          | 16          | 50           | 0           | 94           | 144          | 160          |
|         | <b>Total- SZ</b> ..    | <b>288</b>        | <b>72</b>   | <b>27</b>  | <b>120</b>  | <b>219</b>  | <b>3738</b>  | <b>206</b>  | <b>7795</b>  | <b>11739</b> | <b>11958</b> |
|         | <b>NORTH EAST ZONE</b> |                   |             |            |             |             |              |             |              |              |              |
| 39      | GUWAHATI ..            | 12                | 0           | 8          | 0           | 8           | 1            | 191         | 317          | 509          | 517          |
| 40      | IMPHAL ..              | 41                | 0           | 93         | 228         | 321         | 14           | 115         | 1190         | 1319         | 1640         |
| 41      | SILIGURI ..            | 0                 | 0           | 0          | 0           | 0           | 0            | 0           | 0            | 0            | 0            |
| 42      | TINSUKIA ..            | 19                | 0           | 0          | 60          | 60          | 6            | 1           | 729          | 736          | 796          |
|         | <b>Total -NEZ</b> ..   | <b>72</b>         | <b>0</b>    | <b>101</b> | <b>288</b>  | <b>389</b>  | <b>21</b>    | <b>307</b>  | <b>2236</b>  | <b>2564</b>  | <b>2953</b>  |
|         | <b>CENTRAL ZONE</b>    |                   |             |            |             |             |              |             |              |              |              |
| 43      | BHOPAL ..              | 26                | 12          | 94         | 81          | 187         | 187          | 317         | 388          | 892          | 1079         |
| 44      | GWALIOR ..             | 10                | 0           | 0          | 0           | 0           | 238          | 0           | 221          | 459          | 459          |
| 45      | INDORE ..              | 4                 | 0           | 0          | 0           | 0           | 82           | 20          | 58           | 160          | 160          |
| 46      | JABALPUR ..            | 25                | 4           | 29         | 63          | 96          | 135          | 332         | 657          | 1124         | 1220         |
| 47      | JAIPUR ..              | 24                | 21          | 3          | 52          | 76          | 208          | 176         | 495          | 879          | 955          |
| 48      | NAGPUR ..              | 36                | 13          | 18         | 90          | 121         | 276          | 149         | 792          | 1217         | 1338         |
| 49      | RAIPUR ..              | 25                | 1           | 0          | 14          | 15          | 157          | 57          | 649          | 863          | 878          |
| 50      | UDAIPUR ..             | 8                 | 0           | 1          | 0           | 1           | 13           | 284         | 40           | 337          | 338          |
|         | <b>Total - CZ</b> ..   | <b>158</b>        | <b>51</b>   | <b>145</b> | <b>300</b>  | <b>496</b>  | <b>1296</b>  | <b>1335</b> | <b>3300</b>  | <b>5931</b>  | <b>6427</b>  |
|         | <b>Grand Total</b> ..  | <b>1078</b>       | <b>1105</b> | <b>811</b> | <b>3357</b> | <b>5273</b> | <b>11021</b> | <b>3888</b> | <b>24162</b> | <b>39071</b> | <b>44354</b> |



**TABLE - IV****Workers Trained in Unorganised Sector During 2014-2015**

| S.No.<br>(1) | Category of Workers<br>(2) | Number of Programmes |                  |              | Number of Participants |                  |               |
|--------------|----------------------------|----------------------|------------------|--------------|------------------------|------------------|---------------|
|              |                            | 1979-2014<br>(3)     | 2014-2015<br>(4) | Total<br>(5) | 1979-2014<br>(6)       | 2014-2015<br>(7) | Total<br>(8)  |
| 1            | Handloom ..                | 1593                 | 89               | 1682         | 62681                  | 3478             | 66159         |
| 2            | Powerloom ..               | 150                  | 16               | 166          | 5873                   | 638              | 6511          |
| 3            | Khadi & Rural Industries   | 371                  | 7                | 378          | 14555                  | 274              | 14829         |
| 4            | Small Scale Industries     | 1143                 | 6                | 1149         | 43960                  | 230              | 44190         |
| 5            | Industrial Estate ..       | 158                  | 4                | 162          | 6142                   | 160              | 6302          |
| 6            | Handicrafts ..             | 376                  | 9                | 385          | 14710                  | 359              | 15069         |
| 7            | Sericulture ..             | 73                   | 0                | 73           | 2886                   | 0                | 2886          |
| 8            | Coir Industries ..         | 154                  | 3                | 157          | 6028                   | 120              | 6148          |
| 9            | Beedi Industries ..        | 714                  | 4                | 718          | 40261                  | 160              | 40421         |
| 10           | Salt Workers ..            | 25                   | 0                | 25           | 1016                   | 0                | 1016          |
| 11           | Health Workers ..          | 18                   | 0                | 18           | 706                    | 0                | 706           |
| 12           | Rag Pickers ..             | 40                   | 2                | 42           | 1553                   | 77               | 1630          |
| 13           | Cine Workers ..            | 1                    | 0                | 1            | 40                     | 0                | 40            |
| 14           | Ship Breaking Workers      | 3                    | 0                | 3            | 115                    | 0                | 115           |
| 15           | Others 4 days ..           | 3800                 | 8                | 3808         | 148981                 | 317              | 149298        |
|              | 2 days ..                  | 7356                 | 496              | 7852         | 287166                 | 19256            | 306422        |
|              | 1 day ..                   | 988                  | 145              | 1133         | 57028                  | 8154             | 65182         |
|              | <b>TOTAL ..</b>            | <b>16963</b>         | <b>789</b>       | <b>17752</b> | <b>693701</b>          | <b>33223</b>     | <b>726924</b> |

TABLE - V

**Workers Trained in Unorganized Sector during 2014 - 2015**  
**(Categorywise breakup of Workers Trained)**  
**Unorganized Sector Programme (4 Days)**

| S. No. | Category                       | No. of Prog. | Male        |            |             |             | Female      |             |              |              | Grand Total  |
|--------|--------------------------------|--------------|-------------|------------|-------------|-------------|-------------|-------------|--------------|--------------|--------------|
|        |                                |              | SC (4)      | ST (5)     | Others (6)  | Total (7)   | SC (8)      | ST (9)      | Others (10)  | Total (11)   |              |
| (1)    | (2)                            | (3)          | (4)         | (5)        | (6)         | (7)         | (8)         | (9)         | (10)         | (11)         | (12)         |
| 1      | Handloom . .                   | 89           | 205         | 42         | 185         | 432         | 1020        | 261         | 1765         | 3046         | 3478         |
| 2      | Powerloom . .                  | 16           | 12          | 0          | 23          | 35          | 142         | 0           | 461          | 603          | 638          |
| 3      | Khadi & Rural Industries.      | 7            | 0           | 0          | 0           | 0           | 131         | 4           | 139          | 274          | 274          |
| 4      | Small Scale Industries.        | 6            | 8           | 0          | 17          | 25          | 85          | 0           | 120          | 205          | 230          |
| 5      | Industrial Estate. .           | 4            | 0           | 0          | 15          | 15          | 68          | 0           | 77           | 145          | 160          |
| 6      | Handicrafts . .                | 9            | 0           | 0          | 10          | 10          | 101         | 42          | 206          | 349          | 359          |
| 7      | Coir Industries . .            | 3            | 25          | 0          | 15          | 40          | 0           | 7           | 73           | 80           | 120          |
| 8      | Beedi Industries. .            | 4            | 4           | 0          | 2           | 6           | 100         | 0           | 54           | 154          | 160          |
| 9      | Rag Pickers . .                | 2            | 0           | 0          | 0           | 0           | 37          | 0           | 40           | 77           | 77           |
| 10     | Others 4 days . .              | 8            | 4           | 1          | 78          | 83          | 22          | 0           | 212          | 234          | 317          |
| 11     | 2 days . .                     | 496          | 583         | 273        | 2257        | 3113        | 4324        | 757         | 11062        | 16143        | 19256        |
| 12     | 1-day Retraining Prog for UOS. | 145          | 264         | 106        | 600         | 970         | 2996        | 457         | 3731         | 7184         | 8154         |
|        | <b>TOTAL . .</b>               | <b>789</b>   | <b>1105</b> | <b>422</b> | <b>3202</b> | <b>4729</b> | <b>9026</b> | <b>1528</b> | <b>17940</b> | <b>28494</b> | <b>33223</b> |

**TABLE - VI**  
**Empowerment Camp for Unorganised Sector (4 Days) during April 2014 to March 2015**

| S.No                   | Regional Directorate | No of Progs. | Male       |           |            |            | Female      |            |             |             | Grand Total |
|------------------------|----------------------|--------------|------------|-----------|------------|------------|-------------|------------|-------------|-------------|-------------|
|                        |                      |              | SC         | ST        | OTHER      | TOTAL      | SC          | ST         | OTHER       | TOTAL       |             |
| <b>NORTH ZONE</b>      |                      |              |            |           |            |            |             |            |             |             |             |
| 1                      | ALLAHABAD            | 3            | 3          | 0         | 5          | 8          | 56          | 0          | 56          | 112         | 120         |
| 2                      | BAREILLY             | 1            | 32         | 0         | 7          | 39         | 0           | 0          | 0           | 0           | 39          |
| 3                      | CHANDIGARH           | 2            | 0          | 0         | 2          | 2          | 24          | 0          | 49          | 73          | 75          |
| 4                      | DELHI                | 4            | 0          | 0         | 2          | 2          | 64          | 0          | 92          | 156         | 158         |
| 5                      | FARIDABAD            | 2            | 0          | 0         | 0          | 0          | 40          | 0          | 40          | 80          | 80          |
| 6                      | GHAZIABAD            | 5            | 42         | 0         | 59         | 101        | 71          | 0          | 16          | 87          | 188         |
| 7                      | GORAKHPUR            | 0            | 0          | 0         | 0          | 0          | 0           | 0          | 0           | 0           | 0           |
| 8                      | JAMMU                | 5            | 0          | 0         | 10         | 10         | 40          | 0          | 150         | 190         | 200         |
| 9                      | KANPUR               | 5            | 25         | 0         | 28         | 53         | 29          | 0          | 118         | 147         | 200         |
| 10                     | PARWANOO             | 1            | 4          | 0         | 15         | 19         | 1           | 0          | 17          | 18          | 37          |
| <b>Total - NZ ..</b>   |                      | <b>28</b>    | <b>106</b> | <b>0</b>  | <b>128</b> | <b>234</b> | <b>325</b>  | <b>0</b>   | <b>538</b>  | <b>863</b>  | <b>1097</b> |
| <b>EAST ZONE</b>       |                      |              |            |           |            |            |             |            |             |             |             |
| 11                     | ASANSOL              | 2            | 64         | 0         | 1          | 65         | 14          | 0          | 1           | 15          | 80          |
| 12                     | BARRACKPORE          | 4            | 4          | 0         | 2          | 6          | 115         | 0          | 39          | 154         | 160         |
| 13                     | BERHAMPUR            | 1            | 0          | 0         | 0          | 0          | 32          | 0          | 8           | 40          | 40          |
| 14                     | BHUBANESWAR          | 2            | 0          | 0         | 0          | 0          | 10          | 0          | 70          | 80          | 80          |
| 15                     | DHANBAD              | 2            | 1          | 0         | 7          | 8          | 10          | 0          | 61          | 71          | 79          |
| 16                     | JAMSHEDPUR           | 3            | 3          | 10        | 23         | 36         | 7           | 53         | 24          | 84          | 120         |
| 17                     | KOLKATA              | 6            | 0          | 0         | 0          | 0          | 99          | 0          | 140         | 239         | 239         |
| 18                     | MUZAFFARPUR          | 5            | 24         | 0         | 9          | 33         | 84          | 0          | 79          | 163         | 196         |
| 19                     | RANCHI               | 3            | 25         | 21        | 16         | 62         | 0           | 55         | 2           | 57          | 119         |
| 20                     | ROURKELA             | 2            | 7          | 3         | 40         | 50         | 17          | 13         | 0           | 30          | 80          |
| <b>Total - EZ ..</b>   |                      | <b>30</b>    | <b>128</b> | <b>34</b> | <b>98</b>  | <b>260</b> | <b>388</b>  | <b>121</b> | <b>424</b>  | <b>933</b>  | <b>1193</b> |
| <b>WEST ZONE</b>       |                      |              |            |           |            |            |             |            |             |             |             |
| 21                     | AHMEDABAD            | 3            | 0          | 0         | 0          | 0          | 20          | 0          | 98          | 118         | 118         |
| 22                     | BARODA               | 3            | 0          | 0         | 0          | 0          | 32          | 3          | 80          | 115         | 116         |
| 23                     | GOA                  | 2            | 0          | 0         | 3          | 3          | 1           | 1          | 75          | 77          | 80          |
| 24                     | MUMBAI               | 3            | 0          | 0         | 0          | 0          | 47          | 0          | 56          | 103         | 103         |
| 25                     | PUNE                 | 4            | 0          | 0         | 0          | 0          | 67          | 1          | 80          | 148         | 148         |
| 26                     | RAJKOT               | 2            | 0          | 0         | 0          | 0          | 33          | 7          | 40          | 80          | 80          |
| 27                     | THANE                | 1            | 0          | 0         | 0          | 0          | 13          | 0          | 26          | 39          | 39          |
| <b>Total - WZ ..</b>   |                      | <b>18</b>    | <b>0</b>   | <b>0</b>  | <b>3</b>   | <b>3</b>   | <b>213</b>  | <b>12</b>  | <b>455</b>  | <b>680</b>  | <b>683</b>  |
| <b>SOUTH ZONE</b>      |                      |              |            |           |            |            |             |            |             |             |             |
| 28                     | BANGALORE            | 2            | 0          | 0         | 0          | 0          | 30          | 4          | 46          | 80          | 80          |
| 29                     | CHENNAI              | 5            | 0          | 0         | 0          | 0          | 133         | 0          | 67          | 200         | 200         |
| 30                     | COCHIN               | 5            | 0          | 0         | 10         | 10         | 16          | 0          | 174         | 190         | 200         |
| 31                     | COIMBATORE           | 4            | 0          | 0         | 0          | 0          | 64          | 0          | 88          | 152         | 152         |
| 32                     | HUBLI                | 1            | 0          | 0         | 0          | 0          | 6           | 1          | 33          | 40          | 40          |
| 33                     | HYDERABAD            | 2            | 0          | 0         | 0          | 0          | 18          | 1          | 61          | 80          | 80          |
| 34                     | KOZHIKODE            | 2            | 0          | 0         | 9          | 9          | 0           | 7          | 64          | 71          | 80          |
| 35                     | MADURAI              | 11           | 0          | 0         | 0          | 0          | 108         | 0          | 322         | 430         | 430         |
| 36                     | MANGALORE            | 2            | 0          | 0         | 0          | 0          | 3           | 10         | 65          | 78          | 78          |
| 37                     | VIJAYAWADA           | 3            | 0          | 0         | 0          | 0          | 65          | 12         | 43          | 120         | 120         |
| 38                     | VISAKAPATNAM         | 1            | 0          | 0         | 4          | 4          | 12          | 0          | 24          | 36          | 40          |
| <b>Total - SZ ..</b>   |                      | <b>38</b>    | <b>0</b>   | <b>0</b>  | <b>23</b>  | <b>23</b>  | <b>455</b>  | <b>35</b>  | <b>987</b>  | <b>1477</b> | <b>1500</b> |
| <b>NORTH EAST ZONE</b> |                      |              |            |           |            |            |             |            |             |             |             |
| 39                     | GUWAHATI             | 2            | 0          | 0         | 0          | 0          | 0           | 40         | 40          | 80          | 80          |
| 40                     | IMPHAL               | 3            | 0          | 0         | 15         | 15         | 0           | 39         | 66          | 105         | 120         |
| 41                     | TINSUKIA             | 2            | 0          | 0         | 0          | 0          | 0           | 1          | 79          | 80          | 80          |
| 42                     | SILIGURI             | 1            | 0          | 0         | 17         | 17         | 0           | 0          | 23          | 23          | 40          |
| <b>Total -NEZ ..</b>   |                      | <b>8</b>     | <b>0</b>   | <b>0</b>  | <b>32</b>  | <b>32</b>  | <b>0</b>    | <b>80</b>  | <b>208</b>  | <b>288</b>  | <b>320</b>  |
| <b>CENTRAL ZONE</b>    |                      |              |            |           |            |            |             |            |             |             |             |
| 43                     | RAIPUR               | 1            | 0          | 5         | 7          | 12         | 1           | 19         | 8           | 28          | 40          |
| 44                     | BHOPAL               | 8            | 5          | 0         | 17         | 22         | 48          | 37         | 198         | 283         | 305         |
| 45                     | INDORE               | 2            | 0          | 0         | 0          | 0          | 40          | 0          | 40          | 80          | 80          |
| 46                     | JABALPUR             | 4            | 19         | 4         | 37         | 60         | 11          | 2          | 87          | 100         | 160         |
| 47                     | GWALIOR              | 4            | 0          | 0         | 0          | 0          | 125         | 0          | 32          | 157         | 157         |
| 48                     | JAIPUR               | 2            | 0          | 0         | 0          | 0          | 31          | 3          | 45          | 79          | 79          |
| 49                     | UDAIPUR              | 1            | 0          | 0         | 0          | 0          | 4           | 0          | 36          | 40          | 40          |
| 50                     | NAGPUR               | 4            | 0          | 0         | 0          | 0          | 65          | 5          | 89          | 159         | 159         |
| <b>Total - CZ ..</b>   |                      | <b>26</b>    | <b>24</b>  | <b>9</b>  | <b>61</b>  | <b>94</b>  | <b>325</b>  | <b>66</b>  | <b>535</b>  | <b>926</b>  | <b>1020</b> |
| <b>Grand Total</b>     |                      | <b>148</b>   | <b>258</b> | <b>43</b> | <b>345</b> | <b>646</b> | <b>1706</b> | <b>314</b> | <b>3147</b> | <b>5167</b> | <b>5813</b> |

**TABLE - VII**  
**Regional Directorate wise Distribution of Workers Trained (Special Seminars)**  
**During April 2014 to March 2015**

| S.No.                  | Regional Directorate  | No of Prog. | Male        |             |             |              | Female       |             |              |              | Grand Total  |
|------------------------|-----------------------|-------------|-------------|-------------|-------------|--------------|--------------|-------------|--------------|--------------|--------------|
|                        |                       |             | SC          | ST          | OTHER       | TOTAL        | SC           | ST          | OTHER        | TOTAL        |              |
| <b>NORTH ZONE</b>      |                       |             |             |             |             |              |              |             |              |              |              |
| 1                      | ALLAHABAD ..          | 81          | 587         | 5           | 138         | 730          | 2095         | 5           | 410          | 2510         | 3240         |
| 2                      | BAREILLY ..           | 23          | 68          | 0           | 259         | 327          | 297          | 0           | 366          | 663          | 990          |
| 3                      | CHANDIGARH ..         | 87          | 430         | 0           | 86          | 516          | 2546         | 0           | 338          | 2884         | 3400         |
| 4                      | DELHI ..              | 52          | 114         | 1           | 167         | 282          | 710          | 10          | 992          | 1712         | 1994         |
| 5                      | FARIDABAD ..          | 38          | 93          | 0           | 45          | 138          | 839          | 3           | 538          | 1380         | 1518         |
| 6                      | GHAZIABAD ..          | 44          | 169         | 0           | 229         | 398          | 796          | 0           | 505          | 1301         | 1699         |
| 7                      | GORAKHPUR ..          | 56          | 294         | 0           | 563         | 857          | 265          | 4           | 1032         | 1301         | 2158         |
| 8                      | JAMMU ..              | 28          | 62          | 0           | 129         | 191          | 695          | 40          | 191          | 926          | 1117         |
| 9                      | KANPUR ..             | 67          | 176         | 0           | 358         | 534          | 564          | 0           | 1582         | 2146         | 2680         |
| 10                     | PARWANOO ..           | 25          | 63          | 0           | 36          | 99           | 572          | 18          | 290          | 880          | 979          |
|                        | <b>Total - NZ</b> ..  | <b>501</b>  | <b>2056</b> | <b>6</b>    | <b>2010</b> | <b>4072</b>  | <b>9379</b>  | <b>80</b>   | <b>6244</b>  | <b>15703</b> | <b>19775</b> |
| <b>EAST ZONE</b>       |                       |             |             |             |             |              |              |             |              |              |              |
| 11                     | ASANSOL ..            | 36          | 358         | 54          | 378         | 790          | 158          | 33          | 434          | 625          | 1415         |
| 12                     | BARRACKPORE ..        | 75          | 330         | 8           | 188         | 526          | 1317         | 158         | 988          | 2463         | 2989         |
| 13                     | BERHAMPUR ..          | 55          | 49          | 0           | 343         | 392          | 436          | 45          | 1111         | 1592         | 1984         |
| 14                     | BHUBANESWAR ..        | 34          | 194         | 52          | 213         | 459          | 265          | 215         | 370          | 850          | 1309         |
| 15                     | DHANBAD ..            | 26          | 26          | 63          | 118         | 207          | 174          | 172         | 469          | 815          | 1022         |
| 16                     | JAMSHEDPUR ..         | 49          | 27          | 186         | 57          | 270          | 177          | 890         | 538          | 1605         | 1875         |
| 17                     | KOLKATA ..            | 80          | 166         | 14          | 98          | 278          | 1744         | 286         | 766          | 2796         | 3074         |
| 18                     | MUZAFFARPUR ..        | 12          | 68          | 0           | 13          | 81           | 267          | 0           | 132          | 399          | 480          |
| 19                     | RANCHI ..             | 20          | 52          | 115         | 29          | 196          | 81           | 352         | 145          | 578          | 774          |
| 20                     | ROURKELA ..           | 34          | 118         | 108         | 113         | 339          | 234          | 451         | 306          | 991          | 1330         |
|                        | <b>Total - EZ</b> ..  | <b>421</b>  | <b>1388</b> | <b>600</b>  | <b>1550</b> | <b>3538</b>  | <b>4853</b>  | <b>2602</b> | <b>5259</b>  | <b>12714</b> | <b>16252</b> |
| <b>WEST ZONE</b>       |                       |             |             |             |             |              |              |             |              |              |              |
| 21                     | AHMEDABAD ..          | 72          | 175         | 227         | 171         | 573          | 1344         | 355         | 431          | 2130         | 2703         |
| 22                     | BARODA ..             | 45          | 9           | 186         | 162         | 357          | 117          | 378         | 793          | 1288         | 1645         |
| 23                     | GOA ..                | 55          | 80          | 0           | 16          | 96           | 80           | 923         | 943          | 1946         | 2042         |
| 24                     | MUMBAI ..             | 168         | 60          | 18          | 162         | 240          | 1732         | 134         | 836          | 2702         | 2942         |
| 25                     | PUNE ..               | 112         | 91          | 101         | 115         | 307          | 2572         | 493         | 767          | 3832         | 4139         |
| 26                     | RAJKOT ..             | 47          | 45          | 4           | 145         | 194          | 498          | 15          | 1057         | 1570         | 1764         |
| 27                     | THANE ..              | 64          | 144         | 173         | 120         | 437          | 679          | 426         | 963          | 2068         | 2505         |
|                        | <b>Total - WZ</b> ..  | <b>563</b>  | <b>604</b>  | <b>709</b>  | <b>891</b>  | <b>2204</b>  | <b>7022</b>  | <b>2724</b> | <b>5790</b>  | <b>15536</b> | <b>17740</b> |
| <b>SOUTH ZONE</b>      |                       |             |             |             |             |              |              |             |              |              |              |
| 28                     | BANGALORE ..          | 34          | 2           | 0           | 136         | 138          | 209          | 72          | 823          | 1104         | 1242         |
| 29                     | CHENNAI ..            | 129         | 153         | 1           | 108         | 262          | 2514         | 43          | 2286         | 4843         | 5105         |
| 30                     | COCHIN ..             | 70          | 15          | 0           | 229         | 244          | 234          | 6           | 2303         | 2543         | 2787         |
| 31                     | COIMBATORE ..         | 45          | 0           | 0           | 4           | 4            | 623          | 0           | 1058         | 1681         | 1685         |
| 32                     | HUBLI ..              | 18          | 6           | 0           | 52          | 58           | 136          | 11          | 484          | 631          | 689          |
| 33                     | HYDERABAD ..          | 66          | 125         | 16          | 171         | 312          | 465          | 55          | 1751         | 2271         | 2583         |
| 34                     | KOZHICODE ..          | 27          | 3           | 0           | 159         | 162          | 103          | 0           | 764          | 867          | 1029         |
| 35                     | MADURAI ..            | 38          | 0           | 0           | 2           | 2            | 299          | 18          | 1174         | 1491         | 1493         |
| 36                     | MANGALORE ..          | 26          | 5           | 4           | 27          | 36           | 98           | 103         | 698          | 899          | 935          |
| 37                     | VIJAYAWADA ..         | 21          | 26          | 16          | 26          | 68           | 188          | 16          | 568          | 772          | 840          |
| 38                     | VISAKAPATNAM ..       | 21          | 11          | 2           | 137         | 150          | 110          | 86          | 494          | 690          | 840          |
|                        | <b>Total- SZ</b> ..   | <b>495</b>  | <b>346</b>  | <b>39</b>   | <b>1051</b> | <b>1436</b>  | <b>4979</b>  | <b>410</b>  | <b>12403</b> | <b>17792</b> | <b>19228</b> |
| <b>NORTH EAST ZONE</b> |                       |             |             |             |             |              |              |             |              |              |              |
| 39                     | GUWAHATI ..           | 25          | 2           | 96          | 6           | 104          | 0            | 569         | 266          | 835          | 939          |
| 40                     | IMPHAL ..             | 70          | 79          | 40          | 987         | 1106         | 161          | 99          | 1392         | 1652         | 2758         |
| 41                     | TINSUKIA ..           | 21          | 0           | 0           | 39          | 39           | 4            | 6           | 791          | 801          | 840          |
| 42                     | SILIGURI ..           | 24          | 170         | 70          | 16          | 256          | 426          | 90          | 183          | 699          | 955          |
|                        | <b>Total -NEZ</b> ..  | <b>140</b>  | <b>251</b>  | <b>206</b>  | <b>1048</b> | <b>1505</b>  | <b>591</b>   | <b>764</b>  | <b>2632</b>  | <b>3987</b>  | <b>5492</b>  |
| <b>CENTRAL ZONE</b>    |                       |             |             |             |             |              |              |             |              |              |              |
| 43                     | RAIPUR ..             | 22          | 8           | 7           | 59          | 74           | 275          | 81          | 339          | 695          | 769          |
| 44                     | BHOPAL ..             | 120         | 175         | 229         | 61          | 465          | 2110         | 727         | 1253         | 4090         | 4555         |
| 45                     | INDORE ..             | 19          | 17          | 0           | 4           | 21           | 309          | 38          | 379          | 726          | 747          |
| 46                     | JABALPUR ..           | 64          | 136         | 244         | 431         | 811          | 369          | 367         | 1013         | 1749         | 2560         |
| 47                     | GWALIOR ..            | 36          | 40          | 0           | 59          | 99           | 645          | 29          | 637          | 1311         | 1410         |
| 48                     | JAIPUR ..             | 34          | 44          | 1           | 49          | 94           | 525          | 176         | 526          | 1227         | 1321         |
| 49                     | UDAIPUR ..            | 19          | 0           | 45          | 2           | 47           | 118          | 190         | 402          | 710          | 757          |
| 50                     | NAGPUR ..             | 102         | 103         | 34          | 65          | 202          | 1471         | 836         | 995          | 3302         | 3504         |
|                        | <b>Total - CZ</b> ..  | <b>416</b>  | <b>523</b>  | <b>560</b>  | <b>730</b>  | <b>1813</b>  | <b>5822</b>  | <b>2444</b> | <b>5544</b>  | <b>13810</b> | <b>15623</b> |
|                        | <b>Grand Total</b> .. | <b>2536</b> | <b>5168</b> | <b>2120</b> | <b>7280</b> | <b>14568</b> | <b>32646</b> | <b>9024</b> | <b>37872</b> | <b>79542</b> | <b>94110</b> |

**TABLE - VIII**  
**Zone-wise Distribution of Trainers and Workers Trained (2014-15)**

| Sr. No. | Regional Directorate   | No. of Trainers Trained |           |            | No. of Participants in PDP |            |             | No. of Workers Trained in ULC's |            |             |
|---------|------------------------|-------------------------|-----------|------------|----------------------------|------------|-------------|---------------------------------|------------|-------------|
|         |                        | Pub. Sec.               | Pvt. Sec. | Total      | Pub. Sec.                  | Pvt. Sec.  | Total       | Pub. Sec.                       | Pvt. Sec.  | Total       |
|         | <b>NORTH ZONE</b>      |                         |           |            |                            |            |             |                                 |            |             |
| 1       | ALLAHABAD ..           | 0                       | 0         | 0          | 15                         | 13         | 28          |                                 |            |             |
| 2       | BAREILLY ..            | 0                       | 0         | 0          | 14                         | 1          | 15          | 100                             | 40         | 140         |
| 3       | CHANDIGARH             | 0                       | 0         | 0          | 13                         | 5          | 18          |                                 |            | 0           |
| 4       | DELHI ..               | 0                       | 0         | 0          | 28                         | 13         | 41          |                                 |            | 0           |
| 5       | FARIDABAD              | 0                       | 0         | 0          | 21                         | 0          | 21          |                                 |            | 0           |
| 6       | GHAZIABAD ..           | 24                      | 20        | 44         | 40                         | 14         | 54          | 225                             | 125        | 350         |
| 7       | GORAKHPUR ..           |                         |           |            | 19                         | 0          | 19          |                                 |            | 0           |
| 8       | JAMMU                  |                         |           |            | 9                          | 12         | 21          |                                 |            | 0           |
| 9       | KANPUR ..              |                         |           |            | 60                         | 15         | 75          | 22                              | 8          | 30          |
| 10      | PARWANOO ..            |                         |           |            | 18                         | 10         | 28          |                                 |            | 0           |
|         | <b>EAST ZONE</b>       |                         |           |            |                            |            |             |                                 |            |             |
| 11      | ASANSOL ..             | 0                       | 0         | 0          | 7                          | 5          | 12          |                                 |            | 0           |
| 12      | BARRACKPORE ..         |                         |           |            | 9                          | 8          | 17          | 80                              | 20         | 100         |
| 13      | BERHAMPUR ..           |                         |           |            | 70                         | 31         | 101         |                                 |            | 0           |
| 14      | BHUBANESHWAR           |                         |           |            | 54                         | 38         | 92          |                                 |            | 0           |
| 15      | DHANBAD ..             |                         |           |            | 18                         | 11         | 29          | 64                              | 20         | 84          |
| 16      | JAMSHEDPUR ..          |                         |           |            | 0                          | 24         | 24          |                                 |            | 0           |
| 17      | KOLKATA ..             |                         |           |            | 11                         | 4          | 15          |                                 |            | 0           |
| 18      | MUZAFFARPUR ..         |                         |           |            | 0                          |            | 0           |                                 |            | 0           |
| 19      | RANCHI ..              |                         |           |            | 13                         | 5          | 18          |                                 |            | 0           |
| 20      | ROURKELA ..            |                         |           |            | 0                          |            | 0           |                                 |            | 0           |
|         | <b>WEST ZONE</b>       |                         |           |            |                            |            |             |                                 |            |             |
| 21      | AHMEDABAD ..           | 0                       | 0         | 0          | 16                         | 5          | 21          |                                 |            | 0           |
| 22      | BARODA ..              |                         |           |            | 27                         | 0          | 27          | 111                             | 46         | 157         |
| 23      | GOA ..                 |                         |           |            | 0                          |            | 0           |                                 |            | 0           |
| 24      | MUMBAI ..              |                         |           |            | 0                          |            | 0           | 135                             | 44         | 179         |
| 25      | PUNE ..                |                         |           |            | 0                          |            | 0           | 101                             | 96         | 197         |
| 26      | RAJKOT ..              |                         |           |            | 23                         | 8          | 31          | 13                              | 9          | 22          |
| 27      | THANE ..               |                         |           |            | 0                          |            | 0           | 170                             | 85         | 255         |
|         | <b>SOUTH ZONE</b>      |                         |           |            |                            |            |             |                                 |            |             |
| 28      | BANGALORE ..           | 39                      | 11        | 50         | 0                          |            | 0           | 55                              | 15         | 70          |
| 29      | CHENNAI ..             | 23                      | 16        | 39         | 76                         | 20         | 96          |                                 |            | 0           |
| 30      | COCHIN ..              |                         |           | 0          | 0                          |            | 0           | 135                             | 67         | 202         |
| 31      | COIMBATORE ..          |                         |           | 0          | 0                          |            | 0           |                                 |            | 0           |
| 32      | HUBLI ..               |                         |           | 0          | 0                          |            | 0           | 18                              | 15         | 33          |
| 33      | HYDERABAD ..           | 21                      | 7         | 28         | 16                         | 9          | 25          |                                 |            | 0           |
| 34      | KOZHIKODE ..           |                         |           | 0          | 13                         | 0          | 13          |                                 |            | 0           |
| 35      | MADURAI ..             | 24                      |           | 24         | 9                          | 4          | 13          | 268                             | 102        | 370         |
| 36      | MANGALORE ..           |                         |           | 0          | 0                          |            | 0           |                                 |            | 0           |
| 37      | VIJAYAWADA ..          |                         |           | 0          | 0                          |            | 0           |                                 |            | 0           |
| 38      | VISAKHAPATNAM ..       |                         |           |            | 0                          |            | 0           |                                 |            | 0           |
|         | <b>NORTH EAST ZONE</b> |                         |           |            |                            |            |             |                                 |            |             |
| 39      | GUWAHATI ..            | 0                       | 0         | 0          | 0                          |            | 0           |                                 |            | 0           |
| 40      | IMPHAL ..              |                         |           |            | 10                         | 0          | 10          |                                 |            | 0           |
| 41      | TINSUKIA ..            |                         |           |            | 0                          |            | 0           |                                 |            | 0           |
| 42      | SILIGURI ..            |                         |           |            | 0                          |            | 0           |                                 |            | 0           |
|         | <b>CENTRAL ZONE</b>    |                         |           |            |                            |            |             |                                 |            |             |
| 43      | RAIPUR ..              | 0                       | 0         | 0          | 17                         | 3          | 20          | 27                              |            | 27          |
| 44      | BHOPAL ..              |                         |           |            | 9                          | 5          | 14          | 0                               |            | 0           |
| 45      | INDORE ..              |                         |           |            | 0                          |            | 0           | 37                              | 13         | 50          |
| 46      | JABALPUR ..            |                         |           |            | 0                          |            | 0           |                                 |            | 0           |
| 47      | GWALIOR ..             |                         |           |            | 20                         | 9          | 29          |                                 |            | 0           |
| 48      | JAIPUR ..              |                         |           |            | 37                         | 10         | 47          |                                 |            | 0           |
| 49      | UDAIPUR ..             |                         |           |            | 0                          |            | 0           |                                 |            | 0           |
| 50      | NAGPUR ..              |                         |           |            | 27                         | 14         | 41          | 32                              | 8          | 40          |
|         | <b>Grand Total</b> ..  | <b>131</b>              | <b>54</b> | <b>185</b> | <b>719</b>                 | <b>296</b> | <b>1015</b> | <b>1593</b>                     | <b>713</b> | <b>2306</b> |

**TABLE - IX****Industry- wise Break-up of Trainers and Workers Trained (2014-15)**

| S.No.<br>(1) | Item Industry<br>(2)          | Trainers           |                    |              | Workers (Unit Level Classes) |                    |              |
|--------------|-------------------------------|--------------------|--------------------|--------------|------------------------------|--------------------|--------------|
|              |                               | Pub. Sector<br>(3) | Pvt. Sector<br>(4) | Total<br>(5) | Pub. Sector<br>(6)           | Pvt. Sector<br>(7) | Total<br>(8) |
| 1            | Agriculture ..                | 10                 | 0                  | 10           | 13                           | 22                 | 35           |
| 2            | Sugar ..                      | 19                 | 11                 | 30           | 5                            | 28                 | 33           |
| 3            | Food and Drinks ..            | 19                 | 0                  | 19           | 0                            | 50                 | 50           |
| 4            | Mining(Metallic) ..           | 0                  | 10                 | 10           | 22                           | 0                  | 22           |
| 5            | Mining( Non-Metallic)         | 0                  | 0                  | 0            | 33                           | 0                  | 33           |
| 6            | Textile and Hosiery ..        | 0                  | 2                  | 2            | 0                            | 65                 | 65           |
| 7            | Jute ..                       | 0                  | 0                  | 0            | 6                            | 7                  | 13           |
| 8            | Engineering ..                | 6                  | 28                 | 34           | 140                          | 30                 | 170          |
| 9            | Chemicals & Fertilizers       | 0                  | 0                  | 0            | 22                           | 0                  | 22           |
| 10           | Paper & Paper Products        | 0                  | 0                  | 0            | 0                            | 93                 | 93           |
| 11           | Printing & Publishing         | 20                 | 0                  | 20           | 38                           | 0                  | 38           |
| 12           | Cement ..                     | 0                  |                    |              | 0                            | 102                | 102          |
| 13           | Glass & Potteries ..          | 0                  |                    |              | 30                           | 0                  | 30           |
| 14           | Leather Tanneries ..          | 0                  |                    |              | 104                          | 68                 | 172          |
| 15           | Rubber and Rubber<br>Product. | 0                  |                    |              | 8                            | 22                 | 30           |
| 16           | Transport ..                  | 16                 | 0                  | 16           | 124                          | 0                  | 124          |
| 17           | Ports and Docks ..            | 0                  |                    |              | 35                           | 0                  | 35           |
| 18           | Commercial Service ..         | 0                  |                    |              | 0                            | 45                 | 45           |
| 19           | Govt.& Local Bodies ..        | 0                  | 0                  | 0            | 109                          | 0                  | 109          |
| 20           | Electricity & Power ..        | 20                 | 0                  | 20           | 314                          | 0                  | 314          |
| 21           | Petroleum ..                  | 0                  | 0                  | 0            | 91                           | 45                 | 136          |
| 22           | Electronics ..                | 6                  | 0                  | 6            | 80                           | 38                 | 118          |
| 23           | Defence ..                    | 15                 | 0                  | 15           | 214                          | 0                  | 214          |
| 24           | Banking ..                    | 0                  |                    |              | 69                           | 28                 | 97           |
| 25           | Miscellaneous ..              | 0                  | 3                  | 3            | 136                          | 70                 | 206          |
|              | <b>Grand Total</b> ..         | <b>131</b>         | <b>54</b>          | <b>185</b>   | <b>1593</b>                  | <b>713</b>         | <b>2306</b>  |

**TABLE - X****Refresher Courses for Trainers (5 days) during (2014-2015)**

| S. No. | Regional Directorate | No. of Prog. | Male     |          |           |           | Female   |          |          |          | Pub. Sector | Pvt. Sector | Grand Total |
|--------|----------------------|--------------|----------|----------|-----------|-----------|----------|----------|----------|----------|-------------|-------------|-------------|
|        |                      |              | SC       | ST       | Others    | Total     | SC       | ST       | Others   | Total    |             |             |             |
| (1)    | (2)                  | (3)          | (4)      | (5)      | (6)       | (7)       | (8)      | (9)      | (10)     | (11)     | (12)        | (13)        | (14)        |
| 1      | GHAZIABAD            | 1            | 0        | 0        | 10        | 10        | 0        | 0        | 0        | 0        | 7           | 3           | 10          |
| 2      | BARODA               | 1            | 2        | 0        | 17        | 19        | 0        | 0        | 0        | 0        | 12          | 7           | 19          |
| 3      | CHENNAI              | 1            | 0        | 0        | 21        | 21        | 0        | 0        | 0        | 0        | 16          | 5           | 21          |
| 4      | HYDERABAD            | 1            | 3        | 0        | 10        | 13        | 0        | 0        | 1        | 1        | 14          | 0           | 14          |
|        | <b>TOTAL</b>         | <b>4</b>     | <b>5</b> | <b>0</b> | <b>58</b> | <b>63</b> | <b>0</b> | <b>0</b> | <b>1</b> | <b>1</b> | <b>49</b>   | <b>15</b>   | <b>64</b>   |

TABLE - XI

## Personality Development Programme (21-days) During April 2014 - March 2015

| S.No.                  | Regional Directorate  | No. of Progs. | MALE       |           |            |            | FEMALE    |           |            |            | Grand Total |
|------------------------|-----------------------|---------------|------------|-----------|------------|------------|-----------|-----------|------------|------------|-------------|
|                        |                       |               | SC         | ST        | OTHER      | TOTAL      | SC        | ST        | OTHER      | TOTAL      |             |
| <b>NORTH ZONE</b>      |                       |               |            |           |            |            |           |           |            |            |             |
| 1                      | ALLAHABAD ..          | 1             | 4          | 0         | 23         | 27         | 0         | 0         | 1          | 1          | 28          |
| 2                      | BAREILLY ..           | 1             | 1          | 0         | 14         | 15         |           |           |            | 0          | 15          |
| 3                      | CHANDIGARH ..         | 1             | 5          | 0         | 13         | 18         | 0         | 0         | 0          | 0          | 18          |
| 4                      | DELHI ..              | 1             | 0          | 0         | 40         | 40         | 0         | 0         | 1          | 1          | 41          |
| 5                      | FARIDABAD ..          | 1             | 0          | 0         | 20         | 20         | 0         | 0         | 1          | 1          | 21          |
| 6                      | GHAZIABAD ..          | 2             | 5          | 0         | 48         | 53         | 0         | 0         | 1          | 1          | 54          |
| 7                      | GORAKHPUR ..          | 1             | 3          | 0         | 16         | 19         | 0         | 0         | 0          | 0          | 19          |
| 8                      | JAMMU ..              | 1             | 0          | 0         | 21         | 21         | 0         | 0         | 0          | 0          | 21          |
| 9                      | KANPUR ..             | 3             | 8          | 0         | 44         | 52         | 3         | 0         | 20         | 23         | 75          |
| 10                     | PARWANOO ..           | 1             | 10         | 1         | 17         | 28         | 0         | 0         | 0          | 0          | 28          |
|                        | <b>Total - NZ ..</b>  | <b>13</b>     | <b>36</b>  | <b>1</b>  | <b>256</b> | <b>293</b> | <b>3</b>  | <b>0</b>  | <b>24</b>  | <b>27</b>  | <b>320</b>  |
| <b>EAST ZONE</b>       |                       |               |            |           |            |            |           |           |            |            |             |
| 11                     | ASANSOL ..            | 1             | 1          | 0         | 11         | 12         | 0         | 0         | 0          | 0          | 12          |
| 12                     | BARRACKPORE ..        | 1             | 1          | 2         | 14         | 17         |           |           |            | 0          | 17          |
| 13                     | BERHAMPUR ..          | 1             | 7          | 10        | 56         | 73         | 5         | 6         | 17         | 28         | 101         |
| 14                     | BHUBANESHWAR ..       | 1             | 12         | 8         | 39         | 59         | 4         | 5         | 24         | 33         | 92          |
| 15                     | DHANBAD ..            | 1             | 6          | 2         | 19         | 27         | 0         | 0         | 2          | 2          | 29          |
| 16                     | JAMSHEDPUR ..         | 1             | 0          | 2         | 19         | 21         | 0         | 0         | 3          | 3          | 24          |
| 17                     | KOLKATA ..            | 1             | 0          | 0         | 11         | 11         | 0         | 0         | 4          | 4          | 15          |
| 18                     | MUZAFFARPUR ..        | 0             |            |           |            | 0          |           |           |            | 0          | 0           |
| 19                     | RANCHI ..             | 1             | 15         | 2         | 1          | 18         | 0         | 0         | 0          | 0          | 18          |
| 20                     | ROURKELA ..           | 0             | 0          |           |            | 0          |           |           |            | 0          | 0           |
|                        | <b>Total - EZ ..</b>  | <b>8</b>      | <b>42</b>  | <b>26</b> | <b>170</b> | <b>238</b> | <b>9</b>  | <b>11</b> | <b>50</b>  | <b>70</b>  | <b>308</b>  |
| <b>WEST ZONE</b>       |                       |               |            |           |            |            |           |           |            |            |             |
| 21                     | AHMEDABAD ..          | 1             | 0          | 0         | 21         | 21         | 0         | 0         | 0          | 0          | 21          |
| 22                     | BARODA ..             | 1             | 4          | 4         | 19         | 27         | 0         | 0         | 0          | 0          | 27          |
| 23                     | GOA ..                | 0             |            |           | 0          | 0          |           |           |            | 0          | 0           |
| 24                     | MUMBAI ..             | 0             |            |           | 0          | 0          |           |           |            | 0          | 0           |
| 25                     | PUNE ..               | 0             |            |           | 0          | 0          |           |           |            | 0          | 0           |
| 26                     | RAJKOT ..             | 1             | 2          | 0         | 27         | 29         | 1         | 0         | 1          | 2          | 31          |
| 27                     | THANE ..              | 0             | 0          |           |            | 0          |           |           |            | 0          | 0           |
|                        | <b>Total - WZ ..</b>  | <b>3</b>      | <b>6</b>   | <b>4</b>  | <b>67</b>  | <b>77</b>  | <b>1</b>  | <b>0</b>  | <b>1</b>   | <b>2</b>   | <b>79</b>   |
| <b>SOUTH ZONE</b>      |                       |               |            |           |            |            |           |           |            |            |             |
| 28                     | BANGALORE ..          | 0             |            |           |            |            | 0         | 0         |            |            |             |
| 29                     | CHENNAI ..            | 3             | 0          | 0         | 92         | 92         | 0         | 0         | 4          | 4          | 96          |
| 30                     | COCHIN ..             | 0             |            |           |            | 0          | 0         | 0         |            | 0          | 0           |
| 31                     | COIMBATORE ..         | 0             |            |           |            | 0          | 0         | 0         |            | 0          | 0           |
| 32                     | HUBLI ..              | 0             |            |           |            | 0          | 0         | 0         |            | 0          | 0           |
| 33                     | HYDERABAD ..          | 1             | 10         | 2         | 13         | 25         | 0         | 0         | 0          | 0          | 25          |
| 34                     | KOZHIKODE ..          | 1             | 0          | 0         | 6          | 6          | 0         | 0         | 7          | 7          | 13          |
| 35                     | MADURAI ..            | 1             | 0          | 0         | 13         | 13         | 0         | 0         | 0          | 0          | 13          |
| 36                     | MANGALORE ..          | 0             |            |           |            | 0          | 0         | 0         |            | 0          | 0           |
| 37                     | VIJAYAWADA ..         | 0             |            |           |            | 0          | 0         | 0         |            | 0          | 0           |
| 38                     | VISAKHAPATNAM ..      | 0             |            |           |            | 0          | 0         | 0         |            | 0          | 0           |
|                        | <b>Total- SZ ..</b>   | <b>6</b>      | <b>10</b>  | <b>2</b>  | <b>124</b> | <b>136</b> | <b>0</b>  | <b>0</b>  | <b>11</b>  | <b>11</b>  | <b>147</b>  |
| <b>NORTH EAST ZONE</b> |                       |               |            |           |            |            |           |           |            |            |             |
| 39                     | GUWAHATI ..           | 0             |            |           |            | 0          |           |           |            | 0          | 0           |
| 40                     | IMPHAL ..             | 1             | 0          | 0         | 1          | 1          | 0         | 0         | 9          | 9          | 10          |
| 41                     | TINSUKIA ..           | 0             |            |           |            |            |           |           |            | 0          | 0           |
| 42                     | SILIGURI ..           | 0             |            |           |            |            |           |           |            | 0          | 0           |
|                        | <b>Total -NEZ ..</b>  | <b>1</b>      | <b>0</b>   | <b>0</b>  | <b>1</b>   | <b>1</b>   | <b>0</b>  | <b>0</b>  | <b>9</b>   | <b>9</b>   | <b>10</b>   |
| <b>CENTRAL ZONE</b>    |                       |               |            |           |            |            |           |           |            |            |             |
| 43                     | RAIPUR ..             | 1             | 5          | 0         | 14         | 19         | 0         | 0         | 1          | 1          | 20          |
| 44                     | BHOPAL ..             | 1             | 5          | 1         | 8          | 14         | 0         | 0         | 0          | 0          | 14          |
| 45                     | INDORE ..             | 0             |            |           |            | 0          |           |           |            | 0          | 0           |
| 46                     | JABALPUR ..           | 0             |            |           |            | 0          |           |           |            | 0          | 0           |
| 47                     | GWALIOR ..            | 1             | 1          | 1         | 24         | 26         | 0         | 0         | 3          | 3          | 29          |
| 48                     | JAIPUR ..             | 2             | 5          | 7         | 34         | 46         | 0         | 0         | 1          | 1          | 47          |
| 49                     | UDAIPUR ..            | 0             |            |           |            | 0          |           |           |            | 0          | 0           |
| 50                     | NAGPUR ..             | 1             | 8          | 2         | 26         | 36         | 4         | 0         | 1          | 5          | 41          |
|                        | <b>Total - CZ ..</b>  | <b>6</b>      | <b>24</b>  | <b>11</b> | <b>106</b> | <b>141</b> | <b>4</b>  | <b>0</b>  | <b>6</b>   | <b>10</b>  | <b>151</b>  |
|                        | <b>Grand Total ..</b> | <b>37</b>     | <b>118</b> | <b>44</b> | <b>724</b> | <b>886</b> | <b>17</b> | <b>11</b> | <b>101</b> | <b>129</b> | <b>1015</b> |



**TABLE - XII**  
**Progress Report of Training Programmes During April-2014 To March-2015**

| Activity<br>(1)   | No. of Progs.<br>(2) | Male        |             |               |              | Female     |            |               |               | Grand Total<br>(11) |
|---|----------------------|-------------|-------------|---------------|--------------|------------|------------|---------------|---------------|---------------------|
|   |                      | SC<br>(3)   | ST<br>(4)   | Others<br>(5) | Total<br>(6) | SC<br>(7)  | ST<br>(8)  | Others<br>(9) | Total<br>(10) |                     |
| <b>NATIONAL LEVEL</b>                                       |                      |             |             |               |              |            |            |               |               |                     |
| NORTH EAST NATIONAL LEVEL (5 Days)                          | 15                   | 32          | 51          | 193           | 276          | 16         | 56         | 102           | 174           | 450                 |
| <b>REGIONAL LEVEL</b>                                       |                      |             |             |               |              |            |            |               |               |                     |
| TRAINING OF TRAINERS (45 Days)                              | 6                    | 11          | 5           | 161           | 177          | 3          | 0          | 5             | 8             | 185                 |
| PERSONALITY DEVELOPMENT PROGRAMME (21 Days)                 | 37                   | 118         | 44          | 724           | 886          | 17         | 11         | 101           | 129           | 1015                |
| REFRESHER COURSES FOR TRAINERS (5 Days)                     | 4                    | 5           | 0           | 58            | 63           | 0          | 0          | 1             | 1             | 64                  |
| JOINT EDUCATIONAL PROGRAMME (3 Days)                        | 4                    | 9           | 4           | 67            | 80           | 0          | 0          | 1             | 1             | 81                  |
| NEED BASED SEMINAR (2 Days)                                 | 278                  | 599         | 291         | 4743          | 5633         | 192        | 173        | 900           | 1265          | 6898                |
| SELF GENERATION OF FUNDS PROGRAMMES (3 Days) INCLUDING CTPG | 9                    | 4           | 0           | 128           | 132          | 0          | 0          | 3             | 3             | 135                 |
| WORKERS PARTICIPATION IN MANAGEMENT (3 Days)                | 10                   | 36          | 5           | 219           | 260          | 0          | 0          | 32            | 32            | 292                 |
| JOINT EDUCATIONAL PROGRAMME (1 Day)                         | 606                  | 1034        | 419         | 11114         | 12567        | 311        | 172        | 1965          | 2448          | 15015               |
| PERSONALITY DEVELOPMENT PROGRAMME (10 Days)                 | 2                    | 0           | 0           | 0             | 0            | 3          | 5          | 52            | 60            | 60                  |
| NEED BASED SEMINAR (1 Day)                                  | 10                   | 13          | 16          | 85            | 114          | 15         | 82         | 111           | 208           | 322                 |
| <b>UNIT LEVEL</b>   |                      |             |             |               |              |            |            |               |               |                     |
| UNIT LEVEL CLASSES (PT) (45 Days)                           | 84                   | 135         | 37          | 1784          | 1956         | 35         | 21         | 249           | 305           | 2261                |
| UNIT LEVEL CLASSES (FT) (21 Days)                           | 2                    | 12          | 2           | 31            | 45           | 0          | 0          | 0             | 0             | 45                  |
| UNIT LEVEL CLASSES WEEK END (90 Days)                       | 0                    | 0           | 0           | 0             | 0            | 0          | 0          | 0             | 0             | 0                   |
| JOINT EDUCATIONAL PROGRAMMES (2 Days)                       | 264                  | 516         | 176         | 5228          | 5920         | 148        | 26         | 661           | 835           | 6755                |
| SELF GENERATION OF FUNDS PROGRAMMES (2 Days)                | 154                  | 264         | 221         | 2363          | 2848         | 10         | 36         | 114           | 160           | 3008                |
| SELF GENERATION OF FUNDS PROGRAMME (1 Day)                  | 191                  | 330         | 82          | 2920          | 3332         | 14         | 45         | 169           | 228           | 3560                |
| NEED BASED SPECIAL SEMINAR(PT) (5 Days)                     | 1                    | 8           | 2           | 15            | 25           | 2          | 0          | 1             | 3             | 28                  |
| FUNCTIONAL ADULT LITERACY CLASSES (180 - Days)              | 3                    | 0           | 0           | 0             | 0            | 5          | 3          | 43            | 51            | 51                  |
| QUALITY OF LIFE PROG.(ORG.) (4 Days)                        | 4                    | 20          | 1           | 57            | 78           | 20         | 1          | 57            | 78            | 156                 |
| QUALITY OF LIFE PROG.(ORG.) (2 Days)                        | 53                   | 94          | 81          | 760           | 935          | 95         | 81         | 749           | 925           | 1860                |
| PLANT LEVEL PROGRAMME (1 Day)                               | 173                  | 255         | 147         | 3893          | 4295         | 40         | 27         | 451           | 518           | 4813                |
| <b>Total</b>  | <b>1910</b>          | <b>3495</b> | <b>1584</b> | <b>34543</b>  | <b>39622</b> | <b>926</b> | <b>739</b> | <b>5767</b>   | <b>7432</b>   | <b>47054</b>        |
| <b>UNORGANISED SECTOR</b>                                   |                      |             |             |               |              |            |            |               |               |                     |
| EMPOWERMENT CAMP FOR UNORGANISED SECTOR (4 Days)            | 148                  | 258         | 43          | 345           | 646          | 1706       | 314        | 3147          | 5167          | 5813                |
| QUALITY OF LIFE PROG.(UNORG.) (4 Days)                      | 65                   | 429         | 109         | 727           | 1265         | 429        | 109        | 684           | 1222          | 2487                |
| QUALITY OF LIFE PROG.(UNORG.) (2 Days)                      | 141                  | 756         | 360         | 1550          | 2666         | 792        | 360        | 1566          | 2718          | 5384                |
| ONE DAY RE-TRG. PROG. (UNORGANISED) (1 Days)                | 145                  | 264         | 106         | 600           | 970          | 2996       | 457        | 3731          | 7184          | 8154                |

**TABLE - XII—contd.**

| (1)  | (2)         | (3)          | (4)          | (5)          | (6)          | (7)           | (8)          | (9)          | (10)          | (11)          |
|--|-------------|--------------|--------------|--------------|--------------|---------------|--------------|--------------|---------------|---------------|
| STATE LEVEL N.E. (3 Days)  | 35          | 24           | 101          | 421          | 546          | 37            | 173          | 289          | 499           | 1045          |
| EMPOWERMENT CAMP FOR SCSP (4 Days)   | 3           | 12           | 0            | 0            | 12           | 81            | 0            | 27           | 108           | 120           |
| EMPOWERMENT CAMP FOR TSP (4 Days)  | 1           | 0            | 0            | 0            | 0            | 0             | 40           | 0            | 40            | 40            |
| SPL. SC WORKERS SCSP (2 Days)  | 2052        | 8029         | 0            | 0            | 8029         | 71015         | 0            | 0            | 71015         | 79044         |
| SPL. ST WORKERS TSP (2 Days)   | 894         | 0            | 5013         | 0            | 5013         | 0             | 29035        | 0            | 29035         | 34048         |
| RICKSHAW RULLERS (2 Days)  | 3           | 49           | 0            | 66           | 115          | 0             | 0            | 0            | 0             | 115           |
| <b>WEAKER SECTION</b>  |             |              |              |              |              |               |              |              |               |               |
| EMPOWERMENT CAMP FOR WEAKER SECTION (4 Days)                                       | 142         | 112          | 7            | 82           | 201          | 1783          | 591          | 2923         | 5297          | 5498          |
| STONE QUARY WORKERS (2 Days)   | 16          | 93           | 13           | 176          | 282          | 154           | 10           | 193          | 357           | 639           |
| <b>SPECIAL SEMINAR</b>   |             |              |              |              |              |               |              |              |               |               |
| SPL. PROGRAMME FOR UNORGANISED SECTOR (2 Days)                                     | 496         | 583          | 273          | 2257         | 3113         | 4324          | 757          | 11062        | 16143         | 19256         |
| SPL. PROGRAMME FOR WOMEN WORKERS (2 Days)  | 428         | 84           | 0            | 34           | 118          | 4002          | 998          | 11359        | 16359         | 16477         |
| SPL. PROGRAMME FOR PARENTS OF CHILD LABOUR (2 Days)                                | 89          | 250          | 67           | 124          | 441          | 956           | 258          | 1718         | 2932          | 3373          |
| SPL. PROGRAMME FOR CHILD LABOUR (2 Days)   | 64          | 374          | 124          | 653          | 1151         | 385           | 108          | 769          | 1262          | 2413          |
| SPL. PROGRAMME FOR SC/ST WORKERS (2 Days)  | 699         | 1487         | 921          | 0            | 2408         | 16067         | 4769         | 0            | 20836         | 23244         |
| SPL. PROGRAMME LABOUR WELFARE & DEVELOP (2 Days)                                   | 368         | 405          | 157          | 1197         | 1759         | 3633          | 682          | 8211         | 12526         | 14285         |
| PANCHAYATI RAJ (2 Days)  | 37          | 160          | 83           | 370          | 613          | 241           | 32           | 424          | 697           | 1310          |
| CONSTRUCTION WORKERS (2 Days)  | 355         | 1825         | 495          | 2645         | 4965         | 3038          | 1420         | 4329         | 8787          | 13752         |
| PANCHAYATI RAJ (3 Days)  | 24          | 23           | 16           | 262          | 301          | 36            | 47           | 327          | 410           | 711           |
| <b>Total</b>   | <b>6205</b> | <b>15217</b> | <b>7888</b>  | <b>11509</b> | <b>34614</b> | <b>111675</b> | <b>40160</b> | <b>50759</b> | <b>202594</b> | <b>237208</b> |
| <b>RURAL SECTOR</b>  |             |              |              |              |              |               |              |              |               |               |
| RURAL AWARENESS CAMP (2 Days)  | 829         | 766          | 603          | 2710         | 4079         | 7761          | 2674         | 17750        | 28185         | 32264         |
| EMPOWERMENT CAMP FOR RURAL SECTOR (4 Days)   | 115         | 135          | 68           | 223          | 426          | 1049          | 407          | 2637         | 4093          | 4519          |
| ONE DAY RE-TRG. PROG.(RURAL) (1 Day)   | 134         | 204          | 140          | 424          | 768          | 2221          | 807          | 3775         | 6803          | 7571          |
| MAHATMA GANDHI NATIONAL RURAL EMPLOYMENT<br>GUARNTTEE ACT. (2 Days) VILLAGE LEVEL  | 345         | 966          | 495          | 1630         | 3091         | 2759          | 1268         | 6387         | 10414         | 13505         |
| MAHATMA GANDHI NATIONAL RURAL EMPLOYMENT<br>GUARNTTEE ACT. (2 Days) BLOCK LEVEL    | 88          | 997          | 546          | 1245         | 2788         | 2259          | 847          | 2731         | 5837          | 8625          |
| MAHATMA GANDHI NATIONAL RURAL EMPLOYMENT<br>GUARNTTEE ACT. (2 Days) DISTRICT LEVEL | 4           | 16           | 0            | 46           | 62           | 3             | 0            | 15           | 18            | 80            |
| <b>Total</b>   | <b>1515</b> | <b>3084</b>  | <b>1852</b>  | <b>6278</b>  | <b>11214</b> | <b>16052</b>  | <b>6003</b>  | <b>33295</b> | <b>55350</b>  | <b>66564</b>  |
| <b>Grand Total</b>   | <b>9630</b> | <b>21796</b> | <b>11324</b> | <b>52330</b> | <b>85450</b> | <b>128653</b> | <b>46902</b> | <b>89821</b> | <b>265376</b> | <b>350826</b> |

**TABLE - XIII**  
**Workers Trained Functional Adult Literacy Classes 2014-2015**

| S.No.<br>(1) | Category<br>(2) | No. of<br>Progs.<br>(3) | Male      |           |               |              | Female    |           |                |               | Grand<br>Total<br>(12) |
|--------------|-----------------|-------------------------|-----------|-----------|---------------|--------------|-----------|-----------|----------------|---------------|------------------------|
|              |                 |                         | SC<br>(4) | ST<br>(5) | Others<br>(6) | Total<br>(7) | SC<br>(8) | ST<br>(9) | Others<br>(10) | Total<br>(11) |                        |
| 1            | Mining          | 1                       | 0         | 0         | 0             | 0            | 1         | 2         | 9              | 12            | 12                     |
| 2            | Coal            | 1                       | -         | -         | -             | 0            | 4         | 1         | 9              | 14            | 14                     |
| 3            | Other           | 1                       | -         | -         | -             | 0            | 0         | 0         | 25             | 25            | 25                     |
|              | <b>Total</b>    | <b>3</b>                | <b>0</b>  | <b>0</b>  | <b>0</b>      | <b>0</b>     | <b>5</b>  | <b>3</b>  | <b>43</b>      | <b>51</b>     | <b>51</b>              |

**TABLE - XIV**

**Grants-in-Aid to Trade Union Organisations and other Bodies/Institutions as on 31-03-2015**

| S. No.<br>(1) | Organisation<br>(2)   | No. of Union<br>(3) | Total Amount paid upto March,2014<br>(4) | Amount paid from April,14 to March, 2015<br>(5) | Total Amount paid upto March,2014<br>(6) | Workers Trained upto March, 2015<br>(7) |
|---------------|---|---------------------|--|---|--|---|
|               | <b>Unions Affiliated to Following Central Organisations</b>                           |                     |  |   |  |   |
| 1             | Bharatiya Mazdoor Sangh (BMS) ..  | 174                 | 3,443,202.43                             | 15,930  | 3,459,132.43                             | 501,05                                  |
| 2             | Indian National Trade Union Congress (INTUC)  | 359                 | 5,653,259.00                             | 0   | 5,653,259.00                             | 165457                                  |
| 3             | All Indian Trade Union Congress (AITUC) ..  | 161                 | 3,439,003.03                             | 0   | 3,439,003.03                             | 86831                                   |
| 4             | Hind Mazdoor Sabha (HMS) ..   | 111                 | 3,103,274.82                             | 0   | 3,103,274.82                             | 89625                                   |
| 5             | Centre of Indian Trade Union ..   | 16                  | 91,564.04                                | 0   | 91,564.04                                | 2699                                    |
| 6             | United Trade Union Congress ..  | 8                   | 30,071.05                                | 0   | 30,071.05                                | 2522                                    |
| 7             | National Front of India Trade Union ..  | 15                  | 166,405.67                               | 0   | 166,405.67                               | 10743                                   |
| 8             | National Labour Organisation ..   | 27                  | 1,130,237.76                             | 0   | 1,130,237.76                             | 32848                                   |
| 9             | Hind Mazdoor Panchayat ..   | 15                  | 44,062.25                                | 0   | 44,062.25                                | 2555                                    |
| 10            | Hind Khet Mazdoor Panchayat ..  | 1                   | 118,976.00                               | 0   | 118,976.00                               | 1960                                    |
| 11            | NATIONAL FEDERATION   |                     |  |   |  |   |
| a             | All India Port & Dock Workers Federation ..   | 3                   | 71,159.95                                | 0   | 71,159.95                                | 1458                                    |
| b             | All India Defence Employees Federation ..   | 28                  | 459,934.64                               | 0   | 459,934.64                               | 20763                                   |
| c             | All India Chemical & Pharmaceutical Employees Association.                            | 1                   | 2,109.75                                 | 0   | 2,109.75                                 | 83                                      |
| d             | All India P & T Employees Federation ..   | 1                   | 3,177.00                                 | 0   | 3,177.00                                 | 225                                     |
| e             | All India Railwaymen's Federation ..  | 1                   | 17,106.15                                | 0   | 17,106.15                                | 519                                     |
| f             | All India Electricity Employees Federation ..   | 2                   | 121,184.23                               | 0   | 121,184.23                               | 3402                                    |
| g             | Indian National Metal Workers Federation ..   | 1                   | 26,780.90                                | 0   | 26,780.90                                | 454                                     |
| h             | National Federation of Employees of the Government of India Printing & Stationery. .. | 1                   | 4,574.70                                 | 0   | 4,574.70                                 | 262                                     |
| i             | All India Reserve Bank Workers Federation ..  | 3                   | 8,331.60                                 | 0   | 8,331.60                                 | 159                                     |
| j             | All India Medical & Health Employees Federation, Kolkata.                             | 1                   | 693.00                                   | 0   | 693.00                                   | 40                                      |
| k             | All India Insurance Corporation Federation ..   | 6                   | 48,774.95                                | 0   | 48,774.95                                | 784                                     |
| l             | All Confederation of CGO Association ..   | 1                   | 1,444.50                                 | 0   | 1,444.50                                 | 40                                      |
| m             | All India Bank Employees Federation ..  | 4                   | 11,894.00                                | 0   | 11,894.00                                | 1256                                    |
| n             | All India Contonment Employees Federation ..  | 1                   | 3,082.50                                 | 0   | 3,082.50                                 | 82                                      |
| o             | All India Newspaper Employees Federation ..   | 1                   | 17,755.90                                | 0   | 17,755.90                                | 400                                     |
| p             | L. P.F. (State Level Federation) ..   | 3                   | 78,345.65                                | 0   | 78,345.65                                | 2231                                    |
| 12            | S.L.F. (State Level Federation) ..  | 60                  | 406,313.70                               | 0   | 406,313.70                               | 26600                                   |
| 13            | Independent Trade Unions ..   | 296                 | 4,078,650.10                             | 10,530  | 4,089,180.10                             | 116261                                  |
| 14            | Educational Institutions ..   | 15                  | 74,089.41                                | 0   | 74,089.41                                | 7196                                    |
| 15            | Other Bodies registered under the Societies Registration Act XXI of 1860.             | 225                 | 4,318,631.94                             | 37,980  | 4,356,611.94                             | 56447                                   |
|               | <b>TOTAL ..</b>   | <b>1,541</b>        | <b>26,974,091.62</b>                     | <b>64,440</b>                                   | <b>27,038,531.62</b>                     | <b>684007</b>                           |

**TABLE - XV**

**Number of Education Officers, Trainers and Workers Trained (1958- 2015)**

| Plan / Year                | Education Officers | Trainers     | Personality Development Programmes | Workers in         |                       |                  | Workers in           |                          |                                   |               |
|----------------------------|--------------------|--------------|------------------------------------|--------------------|-----------------------|------------------|----------------------|--------------------------|-----------------------------------|---------------|
|                            |                    |              |                                    | Unit Level Classes | Short Term Programmes | Rural Volunteers | Rural Awareness Camp | Unorganised Sector Camps | Functional Adult Literacy Classes | By Grantees   |
| (1)                        | (2)                | (3)          | (4)                                | (5)                | (6)                   | (7)              | (8)                  | (9)                      | (10)                              | (11)          |
| Second Plan 1958-1961. .   | 100                | 1070         |                                    | 9070               |                       |                  |                      |                          |                                   | 0             |
| Third Plan 1961-1966. .    | 217                | 6340         |                                    | 309470             |                       |                  |                      |                          |                                   | 2371          |
| Annual Plan 1966-1969. .   | 59                 | 9055         |                                    | 419823             | 105975                |                  |                      |                          |                                   | 9187          |
| Fourth Plan 1969-1974. .   | 36                 | 14856        |                                    | 802394             | 307591                |                  |                      |                          |                                   | 72987         |
| Fifth Plan 1974-1978. .    | 44                 | 15166        |                                    | 720458             | 485594                |                  | 6214                 |                          |                                   | 110393        |
| Annual Plan 1978-1979. .   | 46                 | 3955         |                                    | 213677             | 91306                 |                  | 7386                 |                          |                                   | 25417         |
| (1979-80) . .              |                    | 3927         |                                    | 185891             | 38563                 |                  | 17671                | 5241                     | 4149                              | 25911         |
| Sixth Plan 1980-1985 . .   | 56                 | 15984        | 3087                               | 667160             | 32970                 | 589              | 268556               | 86691                    | 116551                            | 124106        |
| Seventh Plan 1985-1990. .  | 78                 | 6588         | 19677                              | 279194             | 170485                | 236              | 451936               | 60027                    | 64749                             | 123121        |
| Annual Plan 1990-1991. .   | 0                  | 1209         | 3957                               | 52385              | 46041                 | 169              | 139798               | 17138                    | 13607                             | 15056         |
| 1991-92 . .                | 24                 | 1305         | 3904                               | 52424              | 47504                 | 124              | 136861               | 18321                    | 9972                              | 15544         |
| Eight Plan 1992-1997 . .   | 75                 | 5721         | 17397                              | 230281             | 240562                | 1054             | 494239               | 84909                    | 40258                             | 59424         |
| Ninth Plan 1997-2002 . .   |                    | 2737         | 16495                              | 112171             | 706939                | 149              | 403588               | 187672                   | 9310                              | 36926         |
| Tenth Plan 2002-2007. .    | 81                 | 1470         | 10606                              | 28071              | 336173                | 0                | 516765               | 623111                   | 1698                              | 30369         |
| Eleventh Plan 2007-2012. . |                    | 1134         | 7275                               | 15361              | 279644                | 0                | 500276               | 700630                   | 343                               | 24922         |
| Annual Plan 2012-2013. .   | 0                  | 204          | 1158                               | 2318               | 46542                 | 0                | 90442                | 281710                   | 366                               | 2322          |
| Annual Plan 2013-2014. .   | 0                  | 195          | 988                                | 1757               | 47169                 | 0                | 91742                | 285992                   | 185                               | 2847          |
| Annual Plan 2014-2015. .   | 0                  | 185          | 1075                               | 2306               | 43437                 | 0                | 66564                | 237208                   | 51                                | 3134          |
| <b>Total . .</b>           | <b>816</b>         | <b>91101</b> | <b>85619</b>                       | <b>4104211</b>     | <b>3026495</b>        | <b>2321</b>      | <b>3192038</b>       | <b>2588650</b>           | <b>261239</b>                     | <b>684037</b> |

**ANNUAL ACCOUNTS**  
**FOR THE**  
**FINANCIAL YEAR**  
**2014-2015**



**CENTRAL BOARD FOR WORKERS EDUCATION**  
Ministry of Labour and Employment, Govt. of India,  
North Ambazari Road, Nagpur – 440 033.



**GULJARILAL**

Pr. Director of Audit (Central)

**INDIAN AUDIT & ACCOUNTS DEPARTMENT**

प्रधान निदेशक-लेखापरीक्षा, केन्द्रीय, मुंबई-400 051.

C-25, Audit Bhavan, Bandra-Kurla Complex,  
Bandra (East), Mumbai-400 051.

Tel. : (O) 2657-2578 Fax : 2657 2451

E-mail : pdacentralmumbai@cag.gov.in

D. O. No. PDA(C)/Mum./C&AB/SAR/CBWE/14-15/1073  
Date : December 23, 2015.

Dear Ms. Tiwari,

I have audited the annual accounts of the Central Board for Workers Education, Nagpur for the year 2014-15 and have issued the audit report thereon *vide* letter dt. 18-12-2015. During the course of audit, the deficiencies which were of a relatively minor nature and were not included in the Audit Report are being brought to your notice for corrective and remedial action.

1. The financial statements have been prepared from the statement of receipts and Expenditure of Regional Offices clubbed with that of Head Office. However, no disclosure on the above has been made in the notes to Accounts.
2. Though institute follows accrual system of Accounts, it has not provided for March Salary paid in April in the Accounts.
3. The Board has treated only those Banks fixed deposits as Investments which have maturity period of more than one year and rest of the fixed deposits are treated as Current Assets. The fact should have been disclosed in Significant Accounting Policy.
4. The grant accounting policy has not been disclosed appropriately in the Notes to Accounts.
5. The Significant Accounting policies and Notes to Accounts annexed to the accounts are too brief. A more detailed and clear disclosure of Significant Accounting Policies of the Board alongwith. Notes to Accounts in concurrence with Uniform Format of Accounts may be annexed to the accounts in future.
6. It is seen that agenda notes & minutes of meeting of the BOG, Finance Committee and any other major committee (BWC etc.) of your organization which were held during the year were not endorsed to audit in spite of repeated reminders. Please ensure that the agenda notes & minutes of all such meeting are invariably forwarded to the audit in future.

Regards,

Yours sincerely,

Ms. Namratta Tiwari  
Director,  
Central Board for Workers Education,  
North Ambazari Road,  
Nagpur-440 033.



**INDIAN AUDIT & ACCOUNTS DEPARTMENT**  
**OFFICE OF THE PRINCIPAL DIRECTOR OF**  
**AUDIT (CENTRAL)**

C-25, AUDIT BHAVAN, BEHIND INCOME TAX BLDG,  
 BANDRA (E), KURLA COMPLEX, MUMBAI 400 051.  
 Telephone : (022) 2657 2951 (Direct)  
 EPABX : 2657 1750/41/42/36 : FAX : 657 2951 / 657 2451

**No. PDA(C)/MUM./C&AB/SAR/2014-15/CBWE**

**Date :**

To,

The Secretary to the Government of India,  
 Ministry of Labour and Employment,  
 New Delhi-110 001.

**Sub :—Separate Audit Report on the Accounts of CBWE, Nagpur, for the year 2014-15.**

Sir,

Please find enclosed the Separate Audit Report on the accounts of **CBWE, Nagpur** for the year ended 31 March, 2015 along with the following documents for being laid on the Table of both the Houses of Parliament.

- (i) Statement of Accounts
- (ii) Audit Report-cum-Audit Certificate in English along with annexure.

Copies of the documents as presented to the Parliament may please be forwarded to this office with an intimation regarding the date of their presentation to both the Houses of Parliament.

Please acknowledge the receipt.

Yours faithfully,

Sd/-

Dy. Director/C & AB.

**No. PDA(C)MUM./C&AB/SAR/2014-15/CBWE/1067**

**Date 21-12-2015**

Copy along with the Annual Accounts for the year ended 31 March 2015 together with Audit Certificate in English is forwarded to The Director, **CBWE, Nagpur** for information and necessary action. The date/s of presentation of the documents to the Parliament and a copy thereof may kindly be furnished to this office.

Sd/

Dy. Director /C&AB

Director,  
 Central Board for Workers Education,  
 North Ambazari Road,  
 Nagpur-440 033.



**Separate Audit Report of the Comptroller and Auditor General of India on the Accounts of the Central Board for Workers Education (CBWE), Nagpur for the year ended 31-03-2015.**

We have audited the Balance Sheet of the **Central Board for Workers Education (CBWE), Nagpur** as on 31 March 2015, the Income and Expenditure Account and Receipt and Payment Account for the year ended on that date under Section 20 (1) of the Comptroller and Auditor General's (Duties, Powers and Conditions of Service) Act, 1971 and Rule 20 (ii) of the Rules and Regulations of the Board. The audit has been entrusted for the period up to 2017-18. These financial statements are the responsibility of the Board's Management. Our responsibility is to express an opinion on these financial statements based on our audit.

2. This Separate Audit Report contains the comments of the Comptroller and Auditor General of India (CAG) on the accounting treatment only with regard to classification, conformity with the best accounting practices, accounting standards and disclosure norms, *etc.* Audit observations on financial transactions with regard to compliance with the Law, Rules and Regulations (Propriety and Regularity) and efficiency-cum-performance aspects, *etc.*, if any, are reported through Inspection Reports/CAG's Audit Reports separately.
3. We have conducted the audit in accordance with the generally accepted auditing standards in India. These standards require that we plan and perform the audit to obtain reasonable assurance about whether the financial statements are free from material misstatements. An audit includes examining, on a test basis, evidences supporting the amounts and disclosure in the financial statements. An audit also includes assessing the accounting principles used and significant estimates made by management, as well as evaluating the overall presentation of financial statements. We believe that our audit provides a reasonable basis for our opinion.
4. Based on our audit, we report that :
  - (i) We have obtained all the information and explanation, which to the best of our knowledge and belief were necessary for the purpose of our audit;
  - (ii) The Balance Sheet, Income and Expenditure Account and Receipt and Payment Account dealt with by this report have been drawn up in the format prescribed by the Government of India Ministry of Finance.
  - (iii) In our opinion, proper books of accounts and other relevant records have been maintained by the CBWE so far as it appears from our examination of such books;
  - (iv) We further report that:

**Comments on Account :**

**A Balance Sheet**

**A.1. Assets**

**A.1.1. Fixed Assets (Schedule 8) : Rs. 430.35 lakh**

- (i) The fixed assets include Capital Work in Progress (W.I.P.) of Rs. 100.56 lakh carried forward since 2005-06 in the books of account. The work of building was completed in March 2007 at the total cost of Rs. 123.68 lakh and put to use in July, 2008. The amount of Rs. 123.68 lakh should have been booked as fixed asset in 2008-09. The Institute did not make any books adjustments & the asset was shown Capital Work in Progress Rs. 100.56 lakh and Current Assets Rs. 23.12 lakh till date. Non accounting of the same as Fixed Asset from the date, it was put to use resulted in non provision of depreciation for these assets & hence Fixed Asset are overstated by Rs. 41.40 lakh Current Assets are overstated by Rs. 23.12 lakh & Corpus is overstated by Rs. 64.52 lakh.

- (ii) As per Income Tax Act, 1961 depreciation is chargeable at full rate for assets put to use up to September & at half rate for assets put to use after September of a Financial Year. Although, the Board has adopted the rate of depreciation as per the Income Tax Act, they have charged the same at full rate irrespective of the date of capitalization of the assets purchased during the financial year. Further, computers worth Rs. 0.96 lakh purchased during the year have also been wrongly classified under the head "Office Equipments". Incorrect application of rate of depreciation & misclassification, resulted in understatement of 'Fixed Assets' and Corpus/Capital Fund by Rs. 2.10 lakh.
- (iii) As per the Significant Accounting Policy the Board has adopted the rate of depreciation as per Income Tax Act. It has however charged depreciation at the rate of 25, 10 and 25 percent on 'Office Equipments', 'Library Books' and 'Audio Visual Aids' respectively as against 15, 60 and 15 percent proposed under the Income Tax Act, Consequently, 'Fixed Assets' and 'Corpus/ Capital Fund' being overstated by Rs. 16.52 lakh.

To sum up, Fixed Assets, Current Assets and Corpus is overstated by RS. 60.02 Lakh, Rs. 23.12 Lakh and Rs. 83.14 Lakh respectively.

**A.1.2. Current Assets, Loans and Advances (Schedule 11), Rs. 3711.33 lakh.**

- (1) The head 'Current Assets, Loans and Advances' include Capital Advance of Rs. 846.17 lakh. Out of this an amount of Rs. 322.56 lakh was given to CPWD in batches for construction of office building at Rohini, New Delhi during 2010-11 to 2014-15 and as on 31st March 2015, the CPWD has spent Rs. 242.26 lakh on the work and Rs. 80.30 lakh was remaining as balance. Since, the expenditure of Rs. 242.26 lakh was already incurred on the work, the amount should have been shown as Capital Work in Progress (CWIP) as part of fixed assets. Non settlement of capital advance resulted in overstatement of 'Current Assets, Loans and Advances' and corresponding understatement of 'Fixed Assets' 'Capital work in progress' by Rs. 242.26 lakh.
- (2) Capital Advances of Rs. 93.64 lakh was paid to CPWD for the following purposes.
- (i) For the purchase of DG Set of Rs. 26.25 lakh on 31st March 2011. The CPWD had installed and handed over the asset to Board in September 2012 and since then it is in use.
- (ii) For the construction of compound walls of office building of CBWE Headquarters as two separate deposit works during 2012-13 and 2013-14 of Rs. 23.88 lakh and Rs. 43.51 lakh respectively. The work was completed on 31st March 2013 and 31st March 2014 at the cost of Rs. 16.64 lakh and Rs. 34.37 lakh respectively. As these works resulted in addition to the asset the same should have been capitalized. Non capitalization of the above resulted in :
1. Overstatement of Advance to Capital Account by Rs. 93.64 lakh, understatement of Claims Receivable by Rs. 16.38 lakh resulting in overstatement of Current Assets by Rs. 77.26 lakh (Rs. 93.64 lakh-Rs. 16.38 lakh).
  2. Understatement of Fixed Assets by 55.41 lakh (Current Assets Rs. 77.26 lakh Accumulated depreciation amounting to Rs. 21.85 lakh).
  3. Overstatement of Corpus to the extent of accumulated depreciation amounting to Rs. 21.85 lakh.

**B. Income and Expenditure Account :****B. 1 Income from Grants/Subsidies (Schedule 13) : Rs. 5611.46 lakh.**

The Board recognized unspent plan grants of Rs. 511.17 lakh of previous year as income of current year (2014-15) after approval of Ministry of Labour and Employment, Government of India. Further, the Board had received plan grants of Rs. 1164.61 lakh, totaling to income from plan grants of Rs. 1675.78 lakh for the year 2014-15. However, the Board has recognised income from plan grants of Rs. 1661.82 lakh resulting in understatement of income and corresponding understatement of closing balance of plan grants by Rs. 13.96 lakh and to that extent the Earmarked/Endowment fund was also understated. This needs to be reconciled.

**C. General :**

1. As per Accounting Standard and Uniform Format of Accounts for Central Autonomous Bodies, provision for liability payable towards retirement benefits *viz.* Pension, Gratuity and Leave encashment needs to be accrued on actuarial basis and provided up to year end. The Board, however, has not made any provision for the same.
2. The Board has accounted for excess expenditure incurred under non plan grant as Grants Receivable under Current Assets amounting to Rs. 0.48 lakh. However, it has not recognized to grants under Schedule-13 (Grants & Subsidies) under Income resulting in deficit being overstated by Rs. 0.48 lakh.
3. The Board has received grant amounting to Rs. 57.63 Crore and Rs. 5.11 Crore has been adjusted from savings of previous years. However, the Board has shown receipts from grants during the year as Rs. 62.64 Crore in the Receipts and Payments Accounts. This needs to be reconciled.

**D. Grants-in-Aid :**

Out of the grant in aid of Rs. 62.79 Crore (Plan grant of Rs. 16.76 Crore + Non Plan Grant Rs. 46.03 Crore) received during the year including unspent plan grant of previous year of Rs. 5.11 Crore the board could utilize a sum of Rs. 57.80 Crore during the year leaving unspent balance of Rs. 4.99 Crore as on 31st March 2015. This unspent balance figure does not tally with the unspent balance in UC or with that shown under Earmarked Funds and Receipts and Payment Accounts shown the receipt of grant of Rs. 62.64 Crore. This needs to be reconciled.

**E. Management Letter :**

Deficiencies which have not been included in the Audit Report have been brought to the notice of the Board through a Management letter issued separately for remedial/corrective action.

- (v) Subject to our observations in the preceding paragraphs, we report that the Balance sheet, the Income and Expenditure Account and Receipt and Payment Account dealt with by this report are in agreement with the books of accounts.
- (vi) In our opinion and to the best of our information and according to the explanations given to us, the said financial statements read together with the Accounting Policies and Notes on Accounts, and subject to the significant matters stated above and other matters mentioned in Annexure

to this Audit Report gives a true and fair view in conformity with accounting principles generally accepted in India :

- (a) In so far as it relates to the Balance Sheet, of the State of affairs of Central Board for Workers Education, Nagpur as at 31<sup>st</sup> March, 2015 ; and
- (b) In so far as it relate's to the Income and Expenditure Account, of the deficit for the year ended on that date.

For and on behalf Office of the  
Comptroller & Auditor General of India.

Place : Mumbai

Date : 18-12-2015.

Principal Director of Audit (Central), Mumbai.

**ANNEXURE**

|                  |   |
|------------------|---|
| <p><b>1.</b></p> | <p><b>Adequacy of Internal Audit System :</b></p> <p>The Internal Audit is inadequate and is not commensurate with the size and nature of the Board. The Central Board for Workers Education (CBWE) has its headquarters at Nagpur and has 50 Regional Offices and 5 Zonal Offices, however, internal audit of most of the units have not been conducted.</p>   |
| <p><b>2.</b></p> | <p><b>Adequacy of Internal Control System :</b></p> <p>Considering the number of paras raised during transaction Audit, the overall internal control system is inadequate and is not commensurate with the size and nature of the Board. Further, monitoring and maintenance of necessary records/ registers and its documentation need to be strengthened.</p> |
| <p><b>3.</b></p> | <p><b>Physical Verification of Fixed Assets :</b></p> <p>Physical Verification of assets has not been conducted for the past two years at HQ. Some Regional Directorates have not maintained Assets Register. Reports of physical verification of Assets from all 50 units are not collected.</p>   |
| <p><b>4.</b></p> | <p><b>Physical Verification of Inventory :</b></p> <p>Board does not maintain any Inventory.</p>  |
| <p><b>5.</b></p> | <p><b>Regularity in Payment of Statutory dues :</b></p> <p>The Board is regular in payment of statutory dues.</p>   |

Principal Director of Audit (Central), Mumbai.

**SEPARATE AUDIT REPORT ON THE COMPTROLLER & AUDITOR GENERAL OF INDIA ON THE  
ACCOUNTS OF THE CENTRAL BOARD FOR WORKERS EDUCATION (CBWE), NAGPUR FOR THE  
YEAR ENDED 31-3-2015**

| Audit Report<br>(1)  | Replies<br>(2) |
|--|----------------|
| <p>We have audited the Balance Sheet of the Central Board for Workers Education (CBWE), Nagpur as on 31 March 2015, the Income &amp; Expenditure Account and the Receipts &amp; Payment Account for the year ended on that date under Section 20(1) of the Comptroller and Auditor General's (Duties, Powers and Conditions of Service) Act, 1971 and Rule 20(ii) of the Rules &amp; Regulations of the Board. The audit has been entrusted for the period up to 2017-18. These financial statements are the responsibility of the Board's Management. Our responsibility is to express an opinion on these financial statements based on our audit.</p> <p>2. This separate Audit Report contains the comments of the Comptroller and Auditor General of India (CAG) on the accounting treatment only with regard to classification, conformity with the best accounting practices, accounting standards and disclosure norms, <i>etc.</i> Audit observations on financial transactions with regard to compliance with the Law, Rules &amp; Regulations (Propriety and Regularity) and efficiency-cum-performance aspects, <i>etc.</i>, if any, are reported through Inspection Reports/CAG's Audit Reports separately.</p> <p>3. We have conducted the audit in accordance with generally accepted auditing standards in India. These standards require that we plan and perform the audit to obtain reasonable assurance about whether the financial statements are free from material misstatements.</p> <p>An audit includes examining, on a test basis, evidences supporting the amounts and disclosure in the financial statements. An audit also includes assessing the accounting principles used and significant estimates made by management, as well as evaluating the overall presentation of financial statements. We believe that our audit provides a reasonable basis for our opinion.</p> <p>4. Based on or audit, we report that:</p> <p>(i) We have obtained all the information and explanation and which, to the best of our knowledge and belief, were necessary for the purpose of our audit;</p> <p>(ii) The Balance Sheet, Income and Expenditure Account and the Receipts and payments Account dealt with by this report have been drawn up in the format prescribed by the Government of India, Ministry of Finance;</p> |                |

**Table—contd.**

| Audit Report<br>(1)  | Replies<br>(2)   |
|--|--|
| <p>(iii) In our opinion, proper books of accounts and other relevant records have been maintained by the CBWE so far as it appears from our examination of such books;</p> <p>(iv) We further report that:</p> <p><b>Comments on Accounts :</b></p> <p><b>A Balance Sheet</b></p> <p><b>A.1 Assets</b></p> <p><b>A.1.1 Fixed Assets (Schedule 8) : Rs. 430.35 lakh.</b></p> <p>(i) The Fixed assets include Capital Work in Progress (W.I.P.) of Rs. 100.56 lakh carried forward since 2005-06 in the books of account. The work of building was completed in March 2007 at the total cost of Rs. 123.68 lakh and put to use in July 2008. The amount of Rs. 123.68 lakh should have been booked as fixed asset in 2008-09. The Institute did not make any books adjustments &amp; the asset was shown Capital Work in Progress Rs. 100.56 lakh and Current Assets Rs. 23.12 lakh till date. Non accounting of the same as Fixed Asset from the date, it was put to use resulted in non provision of depreciation for these assets &amp; hence Fixed Assets are overstated by Rs.41.40 lakh Current Assets are overstated by Rs.23.12 lakh &amp; Corpus is overstated by Rs.64.52 lakh.</p> <p>(ii) As per Income Tax Act, 1961 depreciation is chargeable at full rate for assets put to use up to September &amp; at half rate for assets put to use after September of a Financial Year. Although, the Board has adopted the rate of depreciation as per the Income Tax Act, they have charged the same at full rate irrespective of the date of capitalization of the assets purchased during the financial year. Further, computers worth Rs. 0.96 lakh purchased during the year have also been wrongly classified under the head "Office Equipments". Incorrect application of rate of depreciation &amp; misclassification resulted in understatement of 'Fixed Assets' and 'Corpus/Capital Fund' by Rs. 2.10 lakh.</p> <p>(iii) As per the Significant Accounting Policy the Board has adopted the rate of depreciation as per Income Tax Act. It has however charged depreciation at the rate of 25, 10 and 25 percent on 'Office equipments', 'Library Books' and 'Audio Visual Aids' respectively as against 15, 60 and 15 percent proposed under the Income Tax Act. Consequently, 'Fixed Assets' and 'Corpus/Capital Fund' being overstated by Rs. 16.52 lakh.</p> | <p>Compliance will be made while preparing Annual Accounts for the Financial Year 2015-16.</p> <p>Compliance will be made while preparing Annual Accounts for the Financial Year 2015-16.</p> <p>Compliance will be made while preparing Annual Accounts for the Financial Year 2015-16.</p> |

**Table—contd.**

| Audit Report<br>(1)   | Replies<br>(2)   |
|---|--|
| <p>To sum up, Fixed Assets, Current Assets and Corpus is overstated by Rs.60.02 Lakh, Rs. 23.12 Lakhs and Rs. 83.14 Lakh respectively.</p>  |  |
| <p><b>A.1.2 Current Assets, Loans and Advances</b><br/><b>(Schedule 11) : Rs.3711.33 lakh.</b></p>  |  |
| <p>(1) The head 'Current Assets, Loans and Advances' include Capital Advance of Rs.846.17 lakh. Out of this an amount of Rs. 322.56 lakh was given to CPWD in batches for construction office building at Rohini, New Delhi during 2010-11 to 2014-15 and as on 31<sup>st</sup> March 2015, the CPWD has spent Rs. 242.26 lakh on the work and Rs.80.30 lakh was remaining as balance. Since, the expenditure of Rs. 242.26 lakh was already incurred on the work, the amount should have been shown as Capital Work in Progress (CWIP) as part of fixed assets. Non settlement of capital advance resulted in overstatement of 'Current Assets, Loans and Advances' and corresponding understatement of 'Fixed assets' – 'Capital work in progress' by Rs. 242.26 lakh.</p>                        | <p>Compliance will be made while preparing Annual Accounts for the Financial Year 2015-16.</p> |
| <p>(2) Capital Advances of Rs. 93.64 lakh was paid to CPWD for the following purposes:</p> <p>(i) For the purchase of DG Set of Rs.26.25 lakh on 31<sup>st</sup> March 2011. The CPWD had installed and handed over the asset to Board in September 2012 and since then it is in use.</p> <p>(ii) For the construction of compound walls of office building of CBWE Headquarters as two separate deposit works during 2012-13 and 2013-14 of Rs. 23.88 lakh &amp; Rs. 43.51 lakh respectively. The work was completed on 31<sup>st</sup> March 2013 and 31<sup>st</sup> March 2014 at the cost of Rs. 16.64 lakh &amp; Rs.34.37 lakh respectively.</p> <p>As these works resulted in addition to the asset the same should have been capitalized. Non capitalization of the above resulted in :</p> | <p>Compliance will be made while preparing Annual Accounts for the Financial Year 2015-16.</p> |
| <p>1. Overstatement of Advances to Capital Account by Rs. 93.64 lakh, understatement of Claims Receivables by Rs. 16.38 lakh resulting in overstatement of Current Assets by Rs.77.26 lakh (Rs.93.64 lakh – Rs. 16.38 lakh).</p>  |  |
| <p>2. Understatement of Fixed Assets by 55.41 lakh (Current Assets Rs. 77.26 lakh – Accumulated depreciation amounting to Rs. 21.85 lakh).</p>  | <p>Compliance will be made while preparing Annual Accounts for the Financial Year 2015-16</p>  |
| <p>3. Overstatement of Corpus to the extent of accumulated depreciation amounting to Rs. 21.85 lakh.</p>  |  |



**Table—contd.**

| Audit Report<br>(1)   | Replies<br>(2)  |
|---|---|
| <b>B. Income and expenditure Account</b>  |   |
| <b>B.1 Income from Grants/Subsidies (Schedule 13):</b>  |   |
| <p><b>Rs. 5611.46 lakh.</b></p> <p>The Board recognized unspent plan grants of Rs.511.17 lakh of previous year as income of current year (2014-15) after approval of Ministry of Labour and Employment, Government of India. Further, the Board had received plan grants of Rs. 1164.61 lakh, totaling to income from plan grants of Rs. 1675.78 lakh for the year 2014-15. However, the Board has recognized income from plan grants of Rs. 1661.82 lakh resulting in understatement of income and corresponding understatement of closing balance of plan grants by Rs. 13.96 lakh and to that extent the Earmarked/Endowment fund was also understated. This needs to be reconciled.</p> | <p>The unspent balance of Grants-in-Aid shown under Earmarked/Endowment fund in the balance sheet is correct. The unspent balance grants-in-aid shown as income as well as shown in the Utilization Certificate is now reconciled with the same and revised utilization certificates of the Plan grants for the year 2013-14 and 2014-15 sent to the Ministry vide Letter No.CBWE/Acctts/Uti.Cert./2012-13/1690 Dt. 27<sup>th</sup> January, 2016</p> <p>Therefore, the Para may please be dropped.</p> |
| <b>C. General</b>   |   |
| <p>1. As per Accounting standard and Uniform Format of Accounts for Central Autonomous Bodies, provision for liability payable towards retirement benefits viz. Pension, Gratuity and Leave encashment needs to be accrued on actuarial basis and provided up to year end. The Board, however, has not made any provision for the same.</p>   | <p>Necessary provision will be made while preparing Financial Statements for 2015-16.</p>   |
| <p>2. The Board has accounted for excess expenditure incurred under non-plan grant as Grants Receivable under Current Assets amounting to Rs. 0.48 lakh. However, it has not recognized the grants under Schedule-13 (Grants &amp; Subsidies) under Income resulting in deficit being overstated by Rs. 0.48 lakh.</p>  | <p>While preparing A/c. from 2015-16 onwards the matching grants required/receivable from Ministry for Financial year ended will be shown in Income &amp; Expenditure accounts in Schedule-13.</p> <p>Therefore, the Para may please be dropped.</p>  |
| <p>3. The Board has received grant amounting to Rs. 57.63 Crore and Rs. 5.11 Crore has been adjusted from savings of previous years.</p>  | <p>The unspent balance of Grants-in-Aid shown under Earmarked/Endowment fund in the balance sheet is correct. The unspent balance grants-in-aid</p>   |

**Table—contd.**

| Audit Report<br>(1)  | Replies<br>(2)   |
|--|--|
| <p>However, the Board has shown receipts from grants during the year as Rs. 62.64 Crore in the Receipts and Payments Accounts. This needs to be reconciled.</p>  | <p>shown as income as well as shown in the Utilization Certificate is now reconciled with the same and revised utilization certificates of the Plan grants for the year 2013-14 and 2014-15 sent to the Ministry vide Letter. No.CBWE/Acctts/Uti.Cert./2012-13/1690 Dt. 27<sup>th</sup> January, 2016</p> <p>Therefore, the Para may please be dropped.</p>  |
| <p><b>D. Grants-in-aid</b></p> <p>Out of the grants-in-aid of Rs. 62.79 Crore (Plan Grants of Rs.16.76 Crore + Non-plan Grants Rs. 46.03 Crore) received during the year including unspent plan grant of previous year of Rs. 5.11 crore, the Board could utilize a sum of Rs. 57.80 Crore during the year leaving unspent balance of Rs. 4.99 Crore as on 31<sup>st</sup> March 2015. This unspent balance figure does not tally with unspent balance in UC or with that shown under Earmarked Funds and Receipts and Payment Accounts shown the Receipt of grants of Rs. 62.64 Crore. This needs to be reconciled.</p>   | <p>The unspent balance of Grants-in-Aid shown under Earmarked/Endowment fund in the balance sheet is correct. The unspent balance grants-in-aid shown as income as well as shown in the Utilization Certificate is now reconciled with the same and revised utilization certificates of the Plan grants for the year 2013-14 and 2014-15 sent to the Ministry vide Letter No.CBWE/Acctts/Uti.Cert./2012-13/1690 Dt. 27<sup>th</sup> January, 2016</p> <p>Therefore, the Para may please be dropped</p> |
| <p><b>E. Management Letter</b></p> <p>Deficiencies which have not been included in the audit report have been brought to the notice of the Board though a management letter issued separately for remedial/corrective action.</p> <p>v. Subject to our observations in the preceding paragraphs, we report that the Balance Sheet and Income &amp; Expenditure Account and Receipt &amp; Payment Account dealt with by this report are in agreement with the books of accounts.</p> <p>vi. In our opinion and to the best of our information and according to the explanations given to us, the said financial statement read together with the Accounting Policies and Notes on Accounts, and subject to the significant matters stated above and other matters mentioned in Annexure to this Audit Report gives a true and fair view in conformity with accounting principles generally accepted in India :</p> <p>a. In so far as it relates to the Balance Sheet, of the state of affairs of Central Board of Workers Education, Nagpur as at 31st March 2015, and</p> <p>b. In so far as it relates to Income &amp; Expenditure Account of the deficit for the year ended on that date.</p> |  |

**Annexure-II**

| Audit Report<br>(1)  | Replies<br>(2)   |
|--|--|
| <p><b>1. Adequacy of Internal audit System</b></p> <p>The Internal Audit is inadequate and is not commensurate with the size and nature of the Board. The Central Board for Workers Education (CBWE) has its headquarters at Nagpur and has 50 Regional Offices and 5 Zonal Offices, however, internal audit of most of the units have not been conducted.</p>   | <p>In order to make the internal Audit adequate and commensurate with the size of the Board, a proposal for creation of Internal Audit and Budget Wing will be sent to the Ministry.</p> |
| <p><b>2. Adequacy of Internal Control System</b></p> <p>Considering the number of paras raised during transaction Audit, the overall internal control system is inadequate and is not commensurate with the size and nature of the Board. Further, monitoring and maintenance of necessary records/ registers and its documentation need to be strengthened.</p> | <p>Internal Control System will be adequate and commensurate with the size of the Board by proposing creation of Internal Audit and Budget Wing to the Ministry.</p>                     |
| <p><b>3. Physical verification of fixed assets</b></p> <p>Physical verification of assets has not been conducted for the past two years at HQ. Some Regional Directorates have not maintained Assets Register. Reports of physical verification of Assets from all 50 units are not collected.</p>   | <p>Noted for compliance in future.</p>   |
| <p><b>4. System of physical verification of inventory.</b></p> <p>Board does not maintain any inventory.</p>   |  |
| <p><b>5. Regularity in payment of statutory dues</b></p> <p>The Board is regular in payment of statutory dues.</p>   |  |

**Management Letter**

| Observation<br>(1)  | Reply<br>(2)  |
|---|---|
| <p><b>1.</b> The financial statements have been prepared from the statement of Receipts and Expenditure of Regional Offices clubbed with that of Head Office. However, no disclosure on the above has been made in the notes to Accounts.</p>   | <p>This is as per the practice followed by the Board in the previous years. However, the observation regarding disclosure will be made in the notes to Accounts in future.</p>  |
| <p><b>2.</b> Though Institute follows accrual system of Accounts, it has not provided for March Salary paid in April in the Accounts.</p>   | <p>Necessary provision will be made while preparing Financial Statements for 2015-16.</p>   |
| <p><b>3.</b> The Board has treated only those Banks fixed deposits as Investments which have maturity period of more than one year and rest of the fixed deposits are treated as Current Assets. The fact should have been disclosed in Significant Accounting Policy.</p>  | <p>As per the Audit observations in the earlier years the Board has treated only those Banks fixed deposits as Investments which have maturity period of more than one year and rest of the fixed deposits are treated as Current Assets. As suggested the fact will be disclosed in Significant Accounting Policy from 2015-16.</p>                    |
| <p><b>4.</b> The grant accounting policy has not been disclosed appropriately in the Notes to Accounts.</p>   | <p>Noted for Compliance in future.</p>  |
| <p><b>5.</b> The Significant Accounting policies and Notes to Accounts annexed to the accounts are too brief. A more detailed and clear disclosure of Significant Accounting Policies of the Board along with Notes to Accounts in concurrence with Uniform Format of Accounts may be annexed to the accounts in future.</p>  | <p>Noted for Compliance in future.</p>  |
| <p><b>6.</b> It is seen that agenda notes &amp; minutes of meeting of the BOG, Finance Committee and any others major committee (BWC etc.) of your organization which were held during the year were not endorsed to audit in spite of repeated reminders. Please ensure that the agenda notes and minutes of all such meeting are invariably forwarded to the audit in future.</p> | <p>Agenda notes &amp; minutes of meeting of the BOG, Finance Committee and any others major committee (BWC etc.) of Board organization which were held during the year were produced to the Audit during Certification Audit. However, requirement is noted and henceforth the same will be forwarded to Audit as soon as the Minutes get approved.</p> |


**CENTRAL BOARD FOR WORKERS EDUCATION, NAGPUR**

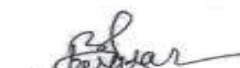
BALANCE SHEET AS AT 31-3-2015

(Amount in Rs.)


| CORPUS/CAPITAL FUND AND LIABILITIES<br><br>(1) | Schedule<br><br>(2) | Current Year   | Previous Year  |
|--|---------------------|----------------|----------------|
|  |                     | Amount<br>(3)  | Amount<br>(4)  |
| CORPUS/CAPITAL FUND                            | 1                   | 165,704,289.55 | 153,795,290.55 |
| RESERVES AND SURPLUS                           | 2                   |                |                |
| EARMARKED/ENDOWMENT FUNDS                      | 3, 3A,3 (B)&3(C)    | 252,845,507.98 | 235,176,526.81 |
| SECURED LOANS AND BORROWINGS                   | 4                   | ..             | ..             |
| UNSECURED LOANS AND BORROWINGS                 | 5                   | ..             | ..             |
| DEFERRED CREDIT LIABILITIES                    | 6                   | ..             | ..             |
| CURRENT LIABILITIES AND PROVISIONS             | 7                   | 7,800,419.41   | 30,170,213.41  |
| <b>Total ..</b>                                |                     | 426,350,216.94 | 419,142,030.77 |

| ASSETS   | Schedule | Current Year   | Previous Year  |
|--|----------|----------------|----------------|
|  |          | Amount         | Amount         |
| FIXED ASSETS   | 8        | 43,034,705.34  | 46,776,364.34  |
| INVESTMENTS - FROM EARMARKED/<br>ENDOWMENT FUNDS                         | 9        | 12,182,369.00  | 12,182,369.00  |
| INVESTMENTS - OTHERS   | 10       | ..             | ..             |
| CURRENT ASSETS, LOANS, ADVANCES, ETC.                                    | 11       | 371,133,142.60 | 360,183,297.43 |
| MISCELLANEOUS EXPENDITURE<br>(to the extent not written off or adjusted) |          | ..             | ..             |
| <b>Total ..</b>  |          | 426,350,216.94 | 419,142,030.77 |
| SIGNIFICANT ACCOUNTING POLICIES  | 24       | ..             | ..             |
| CONTINGENT LIABILITIES AND NOTES<br>ON ACCOUNTS                          | 25       | ..             | ..             |

  
(R.V. Banubakode)  
Accountant  
C.B.W.E., Nagpur

  
(Bimal Sarkar)  
(Accounts Officer)  
C.B.W.E., Nagpur

  
(Malkif Ram)  
Dy. Director (HQ.)  
C.B.W.E. Nagpur


  
(Namrata Tiwari)  
Director  
C.B.W.E. Nagpur

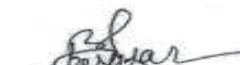
**CENTRAL BOARD FOR WORKERS EDUCATION, NAGPUR**

INCOME AND EXPENDITURE ACCOUNT FOR THE PERIOD/YEAR ENDED 2014-2015

(Amount in Rs.)

| INCOME<br><br>(1)   | Schedule<br><br>(2) | Current Year        | Previous Year       |
|---|---------------------|---------------------|---------------------|
|   |                     | Amount<br>(3)       | Amount<br>(4)       |
| Income from Sales/Services  | 12                  | ..                  | ..                  |
| Grants/Subsidies  | 13                  | 561146070.50        | 576698170.65        |
| Fees/Subscriptions  | 14                  | ..                  | ..                  |
| Income from Investments<br>(Income on Invest from earmarked/endow,<br>Funds transferred to Funds) | 15                  | ..                  | ..                  |
| Income from Royalty, Publication, etc.  | 16                  | 146722.00           | 291660.00           |
| Interest Earned   | 17                  | 302,674.00          | 495,105.00          |
| Other Income  | 18                  | 6960097.00          | 3635635.10          |
| CPWD Deposit Adjusted   | 19                  | 0.00                | 0.00                |
| Depreciation  |                     | 4905595.00          | 5562606.00          |
| Fixed Assets Adjustment   |                     | ..                  | ..                  |
| <b>Total (A) ..</b>   |                     | <b>573461158.00</b> | <b>586683176.75</b> |
| <b>EXPENDITURE</b>  |                     |                     |                     |
| Non-Plan Expenditure  | 20                  | 464179348.30        | 467043040.00        |
| Plan Expenditure  | 21                  | 104424811.50        | 115565607.00        |
| ILO Expenditure   | 22                  | ..                  | ..                  |
| CPWD Maintenance Expenditure  | 23                  | ..                  | ..                  |
| Depreciation (Net Total at the year-end -<br>corresponding to Schedule 8)                         |                     | 4905595.00          | 5562606.00          |
|   |                     | ..                  | ..                  |
| <b>Total (B) ..</b>   |                     | <b>573509754.00</b> | <b>588171259.00</b> |
| Balance being excess of Income over<br>Expenditure (A-B)  |                     | ..                  | ..                  |
| Transfer to Special Reserve (Specify each)  |                     | ..                  | ..                  |
| Transfer to / from General Reserve  |                     | ..                  | ..                  |
| <b>BALANCE BEING SURPLUS/(DEFICIT)<br/>CARRIED TO CORPUS/CAPITAL FUND</b>                         |                     | <b>48596.30</b>     | <b>1488082.25</b>   |
| SIGNIFICANT ACCOUNTING POLICIES   | 24                  | ..                  | ..                  |
| CONTINGENT LIABILITIES AND NOTES ON<br>ACCOUNTS   | 25                  | ..                  | ..                  |

  
(R.V. Banubakode)  
Accountant  
C.B.W.E., Nagpur

  
(Bimal Sarkar)  
(Accounts Officer)  
C.B.W.E., Nagpur


  
(Malkit Ram)  
Dy. Director (HQ.)  
C.B.W.E. Nagpur


  
(Namratta Tiwari)  
Director  
C.B.W.E. Nagpur

**CENTRAL BOARD FOR WORKERS EDUCATION, NAGPUR**  
SCHEDULES FORMING PART OF BALANCE SHEET AS AT 31-3-2015

(Amount in Rs.)

| SCHEDULE-1 CORPUS/CAPITAL FUND   | Current Year   |                | Previous Year  | Amount         |
|--|----------------|----------------|----------------|----------------|
| Balance as at the beginning of the year                                    | 153795290.55   |                | 138872070.80   |                |
| <b>Add:</b> Contributions towards Corpus/<br>Capital Fund                  |                |                |                |                |
| 1. Building  | ..             |                | ..             |                |
| 2. Motor & other vehicles  | ..             |                | ..             |                |
| 3. Furnitures  | 142,805.00     |                | 108,297.00     |                |
| 4. Office Appliances   | 563,274.00     |                | 278,925.00     |                |
| 5. Computer/Peripherals  | 453,557.00     |                | 9,900.00       |                |
| 6. Library Books   | 4,300.00       |                | 9,350.00       |                |
| 7. Audio Visual Aids   | ..             |                | ..             |                |
| 8. Deposit with CPWD   | 5,650,658.00   |                | 775,436.00     |                |
| 9. Conveyance and Computer Advance   | ..             |                | 792,000.00     |                |
| 10. Deposit for Building/WORK  | 10,000,000.00  |                | 20,000,000.00  |                |
| 11. Balance of net Income transferred from Income and Expenditure Account. | ..             |                | ..             |                |
| 12. Income from Mega event in previous years adjusted                      | ..             | 170,609,884.00 | ..             | 160,845,978.80 |
| <b>Total ..</b>  | 170,609,884.00 | 170,609,884.55 | 160,845,978.80 | 160,845,978.80 |
| <b>Less :</b>  |                |                |                |                |
| 1. CPWD Deposit Adjusted / Refunded  | ..             |                | ..             |                |
| 2. Deposit With Hindustan Motors   | ..             |                | ..             |                |
| 3. Written Off Assets  |                |                |                |                |
| 4. Depreciation on Fixed Assets  | 4,905,595.00   |                | 5,562,606.00   |                |
| 5. Excess of income over exp.  | ..             |                | 1,488,082.25   |                |
| 6. Matching GIA for earlier year Adjusted                                  | ..             |                | ..             |                |
| <b>Total ..</b>  | 4,905,595.00   | 4,905,595.00   | 7,050,688.25   | 7,050,688.25   |
| BALANCE AS AT THE YEAR -END  | 165,704,289.55 | 165,704,289.55 | 153,795,290.55 | 153,795,290.55 |

  
(R.V. Banubakode)  
Accountant  
C.B.W.E., Nagpur

  
(Bimal Sarkar)  
(Accounts Officer)  
C.B.W.E., Nagpur


  
(Malkit Ram)  
Dy. Director (HQ.)  
C.B.W.E. Nagpur


  
(Namrata Tiwari)  
Director  
C.B.W.E. Nagpur

**CENTRAL BOARD FOR WORKERS EDUCATION, NAGPUR**  
SCHEDULES FORMING PART OF BALANCE SHEET AS AT 31-3-2015

(Amount in Rs.)

| SCHEDULE-2 RESERVES AND SURPLUS :   | Current Year |     | Previous Year |     |
|---|--------------|-----|---------------|-----|
| <b>1. CAPITAL RESERVE:</b><br>As per last Account<br>Addition during the year 1<br><b>Less :</b> Deductions during the year     |              |     |               |     |
| <b>2. Revaluation Reserve:</b><br>As per last Account<br>Addition during the year 1<br><b>Less :</b> Deductions during the year | Nil          | Nil | Nil           | Nil |
| <b>3. Special Reserves:</b><br>As per last Account<br>Addition during the year 1<br><b>Less :</b> Deductions during the year    |              |     |               |     |
| <b>4. General Reserve:</b><br>As per last Account<br>Addition during the year 1<br><b>Less :</b> Deductions during the year     |              |     |               |     |
| <b>Total ..</b>   | Nil          | Nil | Nil           | Nil |

  
(R.V. Banubakode)  
Accountant  
C.B.W.E., Nagpur

  
(Bimal Sarkar)  
(Accounts Officer)  
C.B.W.E., Nagpur

  
(Malkit Ram)  
Dy. Director (HQ.)  
C.B.W.E. Nagpur

  
(Namrata Tiwari)  
Director  
C.B.W.E. Nagpur  
28/7/15





**CENTRAL BOARD FOR WORKERS EDUCATION, NAGPUR**  
SCHEDULES FORMING PART OF BALANCE SHEET AS AT 31-3-2015

(Amount in Rs.)

| SCHEDULE- 3 -EARMARKED/<br>ENDOWMENT FUNDS<br><br>(1)       | Fundwise Break up-current year<br>Donation |                      | Fundwise Break up-current year<br>SGF |                      | Total               |                      |
|---|--|----------------------|---------------------------------------|----------------------|---------------------|----------------------|
|   | Current year<br>(2)                        | Previous year<br>(3) | Current year<br>(4)                   | Previous year<br>(5) | Current year<br>(6) | Previous year<br>(7) |
| (a) Opening balance of the funds                            | 1684933.21                                 | 1551830.21           | 129995600.22                          | 123394157.22         | 131680533.43        | 124945987.42         |
| (b) Additions to the funds:                                 |  |                      |                                       |                      |                     |                      |
| I. Donation/Grants/ Fund                                    |  |                      | 515,000.00                            |                      | 515000.00           |                      |
| ii. Interest  | 124374.67                                  | 118427.00            | 9,525,423.00                          | 6,549,336.00         | 9648797.67          | 6667763.00           |
| iii. Other additions (Specify nature)                       |  |                      |                                       |                      |                     |                      |
| iv. Funds raised from Board's<br>Special Event              |  |                      |                                       |                      |                     |                      |
| v. Interest Accrued   | 94078.00                                   | 137433.00            | 5357142.00                            | 6127118.00           | 5451220.00          | 6264551.00           |
| vi. Income Accrued  |  |                      |                                       |                      |                     |                      |
| vii. Received from Boards A/c                               |  |                      |                                       |                      |                     |                      |
| <b>Less:</b> Rectification Entry for<br>Earlier yearsTDS    | ..   | 31705.00             | ..                                    | 2599955.00           | 0.00                | 2541660.00           |
| vi. <b>Less:</b> Accrued Interest<br>(previous Year)        | 137433.00                                  | 91052.00             | 6127118.00                            | 3565056.00           | 6264551.00          | 3656108.00           |
| vii. <b>Less:</b> Income Accrued<br>(previous Year)         |  |                      |                                       |                      |                     |                      |
| <b>Total (a+b) . .</b>                                      | 1765952.88                                 | 1684933.21           | 139265047.22                          | 129995600.22         | 141031000.10        | 131680533.43         |
| (c) Utilisation/Expenditure towards<br>objectives of funds. |  |                      |                                       |                      |                     |                      |
| I. Capital Expenditure                                      | NIL  | NIL                  | NIL                                   | NIL                  | NIL                 | NIL                  |
| - Fixed Assets  |  |                      |                                       |                      |                     |                      |
| - Others  |  |                      |                                       |                      |                     |                      |
| Total   |  |                      |                                       |                      |                     |                      |
| ii. Revenue Expenditure                                     |  |                      |                                       |                      |                     |                      |
| - Salaries, Wages and Allowances etc.                       |  |                      |                                       |                      |                     |                      |
| - Rent  |  |                      |                                       |                      |                     |                      |
| - Other Administrative Expenses                             |  |                      |                                       |                      |                     |                      |
| <b>Total ( c ) . .</b>                                      | -  | -                    | -                                     | -                    | -                   | -                    |
| Net balance as at the year end (a+b-c)                      | 1765952.88                                 | 1684933.21           | 139265047.22                          | 129995600.22         | 141031000.10        | 131680533.43         |

93

  
(R.V. Banubakode)  
Accountant  
C.B.W.E., Nagpur

  
(Bimal Sarkar)  
(Accounts Officer)  
C.B.W.E., Nagpur

  
(Malkit Ram)  
Dy. Director (H.Q.)  
C.B.W.E. Nagpur


  
(Namratta Tiwari)  
Director  
C.B.W.E. Nagpur


**CENTRAL BOARD FOR WORKERS EDUCATION, NAGPUR**  
SCHEDULES FORMING PART OF BALANCE SHEET AS AT 31-3-2015

(Amount in Rs.)

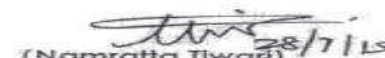
| SCHEDULE- 3(A) -EARMARKED/<br>ENDOWMENT FUNDS                                   | HBA Fund A/c        |                      | Other-CTP-A/c       |                      | Total               |                      |
|---|---------------------|----------------------|---------------------|----------------------|---------------------|----------------------|
|   | Current year<br>(1) | Previous year<br>(2) | Current year<br>(3) | Previous year<br>(4) | Current year<br>(5) | Previous year<br>(6) |
| (a) Opening balance of the funds  | 11472487.38         | 10473583.38          | 39720666.00         | 31136711.00          | 51193153.38         | 41610294.38          |
| (b) Additions to the funds :  |                     |                      |                     |                      |                     |                      |
| i. Donation/Grants/ Fund  | ..                  | ..                   | 5658400.00          | 6397660.00           | 5658400.00          | 6397660.00           |
| ii. Interest  | 355262              | 1335165              | 1682219.00          | 2341290.00           | 2037481.00          | 3676455.00           |
| iii. Other additions (Specify nature)   |                     |                      |                     |                      |                     |                      |
| iv. Funds raised from Board's<br>Special Event                                  |                     |                      |                     |                      |                     |                      |
| v. interest Accured   | 1139670             | 266693               | 2798602.00          | 1807340.00           | 3938272.00          | 2074033.00           |
| vi. Income Accured  |                     |                      | 520000.00           | 562000.00            | 520000.00           | 562000.00            |
| vii. Received from Boards A/c<br>Less: Rectification Entry for<br>Earlier years |                     | 345449               | ..                  | 382325.00            | 0.00                | 727774.00            |
| vi. <b>Less:</b> Accured Interest<br>(previous Year)                            | 266693              | 257505               | 1,807,340.00        | 1,011,010.00         | 2074033.00          | 1268515.00           |
| vii. <b>Less:</b> Income Accured<br>(previous Year)                             | ..                  | ..                   | 562,000.00          | 1,131,000.00         | 562000.00           | 1131000.00           |
| <b>Total (a+b) . .</b>  | 12700726.38         | 11472487.38          | 48010547.00         | 39720666.00          | 60711273.38         | 51193153.38          |
| (c) Utilisation/Expenditure towards<br>objectives of funds.                     |                     |                      |                     |                      |                     |                      |
| I. Capital Expenditure  | NIL                 | NIL                  | NIL                 | NIL                  | NIL                 | NIL                  |
| - Fixed Assets  |                     |                      |                     |                      |                     |                      |
| - Others  |                     |                      |                     |                      |                     |                      |
| Total   |                     |                      |                     |                      |                     |                      |
| ii. Revenue Expenditure   |                     |                      |                     |                      |                     |                      |
| - Salaries, Wages and Allowances etc.   |                     |                      |                     |                      |                     |                      |
| - Rent  |                     |                      |                     |                      |                     |                      |
| - Other Administrative Expenses   |                     |                      |                     |                      |                     |                      |
| <b>Total (c) . .</b>  | -                   | 0.00                 | -                   | -                    | 0.00                | 0.00                 |
| Net balance as at the year end (a+b-c)  | 12700726.38         | 11472487.38          | 48010547.00         | 39720666.00          | 60711273.38         | 51193153.38          |

94

  
(R.V. Banubakode)  
Accountant  
C.B.W.E., Nagpur

  
(Bimal Sarkar)  
(Accounts Officer)  
C.B.W.E., Nagpur

  
(Malkit Ram)  
Dy. Director (HQ.)  
C.B.W.E. Nagpur


  
(Namrata Tiwari)  
Director  
C.B.W.E. Nagpur


**CENTRAL BOARD FOR WORKERS EDUCATION, NAGPUR**  
SCHEDULES FORMING PART OF BALANCE SHEET AS AT 31-3-2015

(Amount in Rs.)

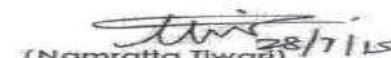
| SCHEDULE- 3(B) -EARMARKED/<br>ENDOWMENT FUNDS                                   | Grants-in-Aid |               | MGNREGA      |               | Total        |               |
|---|---------------|---------------|--------------|---------------|--------------|---------------|
|   | Current year  | Previous year | Current year | Previous year | Current year | Previous year |
| (1)   | (2)           | (3)           | (4)          | (5)           | (6)          | (7)           |
| (a) Opening balance of the funds  | 50629495.00   | 84447255.65   | 725077.00    | 725077.00     | 51354572.00  | 85172332.65   |
| (b) Additions to the funds :  |               |               |              |               |              |               |
| I. Donation/Grants/ Fund  | 48521575.50   | 51116921.00   | ..           | ..            | 48521575.50  | 51116921.00   |
| ii. Interest  | ..            | ..            | ..           | ..            | ..           | ..            |
| iii. Other additions (Specify nature)   |               |               |              |               |              |               |
| iv. Funds raised from Board's<br>Special Event                                  |               |               |              |               |              |               |
| v. interest Accured   | ..            | ..            | ..           | ..            | ..           | ..            |
| vi. Income Accured  | ..            | ..            | ..           | ..            | ..           | ..            |
| vii. Received from Boards A/c<br>Less: Rectification Entry for<br>Earlier years | ..            | ..            | ..           | ..            | ..           | ..            |
| vi. <b>Less:</b> Accured Interest<br>(previous Year)                            | ..            | ..            | ..           | ..            | ..           | ..            |
| vii. <b>Less:</b> Income Accured<br>(previous Year)                             | 49721181.00   | 84934681.65   | ..           | ..            | 49721181.00  | 84934681.65   |
| viii. <b>Less :</b> Adjusted by Ministry  |               |               |              |               |              |               |
| <b>Total (a+b) . .</b>  | 49429889.50   | 50629495.00   | 725077.00    | 725077.00     | 50154966.50  | 51354572.00   |
| (c) Utilisation/Expenditure towards<br>objectives of funds.                     |               |               |              |               |              |               |
| I. Capital Expenditure  | NIL           | NIL           | NIL          | NIL           | NIL          | NIL           |
| - Fixed Assets  |               |               |              |               |              |               |
| - Others  |               |               |              |               |              |               |
| Total   |               |               |              |               |              |               |
| ii. Revenue Expenditure   |               |               |              |               |              |               |
| - Salaries, Wages and Allowances etc.   |               |               |              |               |              |               |
| - Rent  |               |               |              |               |              |               |
| - Other Administrative Expenses   |               |               |              |               |              |               |
| <b>Total (c) . .</b>  | -             | 0.00          | -            | -             | 0.00         | 0.00          |
| Net balance as at the year end (a+b-c)  | 49429889.50   | 50629495.00   | 725077.00    | 725077.00     | 50154966.50  | 51354572.00   |

95

  
(R.V. Banubakode)  
Accountant  
C.B.W.E., Nagpur

  
(Bimal Sarkar)  
(Accounts Officer)  
C.B.W.E., Nagpur

  
(Malkit Ram)  
Dy. Director (HQ.)  
C.B.W.E. Nagpur


  
(Namrata Tiwari)  
Director  
C.B.W.E. Nagpur


**CENTRAL BOARD FOR WORKERS EDUCATION, NAGPUR**  
SCHEDULES FORMING PART OF BALANCE SHEET AS AT 31-3-2015

(Amount in Rs.)

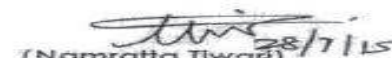
| SCHEDULE- 3(C) -FARMARKED/<br>ENDOWMENT FUNDS<br><br>(1)    | Mega Event          |                      | Total               |                      |                     |                      |
|---|---------------------|----------------------|---------------------|----------------------|---------------------|----------------------|
|   | Current year<br>(2) | Previous year<br>(3) | Current year<br>(4) | Previous year<br>(5) | Current year<br>(6) | Previous year<br>(7) |
| (a) Opening balance of the funds                            | 948268.00           | 948268.00            | ..                  | ..                   | 948268.00           | 948268.00            |
| (b) Additions to the funds :                                |                     |                      |                     |                      |                     |                      |
| I. Donation/Grants/ Fund                                    | ..                  | ..                   | ..                  | ..                   | ..                  | ..                   |
| ii. Interest  | ..                  | ..                   | ..                  | ..                   | ..                  | ..                   |
| iii. Other additions (Specify nature)                       |                     |                      |                     |                      |                     |                      |
| iv. Funds raised from Board's<br>Special Event              |                     |                      |                     |                      |                     |                      |
| v. interest Accured   | ..                  | ..                   | ..                  | ..                   | ..                  | ..                   |
| vi. Income Accured  | ..                  | ..                   | ..                  | ..                   | ..                  | ..                   |
| vii. Received from Boards A/c                               |                     |                      |                     |                      |                     |                      |
| Less: Rectification Entry for<br>Earlier years              | ..                  | ..                   | ..                  | ..                   | ..                  | ..                   |
| vi. <b>Less:</b> Accured Interest<br>(previous Year)        | ..                  | ..                   | ..                  | ..                   | ..                  | ..                   |
| vii. <b>Less:</b> Income Accured<br>(previous Year)         |                     |                      |                     |                      |                     |                      |
| viii Less: Adjusted by Ministry                             |                     |                      |                     |                      |                     |                      |
| <b>Total (a+b) . .</b>                                      | 948268.00           | 948268.00            | 0.00                | 0.00                 | 948268.00           | 948268.00            |
| (c) Utilisation/Expenditure towards<br>objectives of funds. |                     |                      |                     |                      |                     |                      |
| I. Capital Expenditure                                      | NIL                 | NIL                  | NIL                 | NIL                  | NIL                 | NIL                  |
| - Fixed Assets  |                     |                      |                     |                      |                     |                      |
| - Others  |                     |                      |                     |                      |                     |                      |
| Total   |                     |                      |                     |                      |                     |                      |
| ii. Revenue Expenditure                                     |                     |                      |                     |                      |                     |                      |
| - Salaries, Wages and Allowances etc.                       |                     |                      |                     |                      |                     |                      |
| - Rent  |                     |                      |                     |                      |                     |                      |
| - Other Administrative Expenses                             |                     |                      |                     |                      |                     |                      |
| <b>Total (c) . .</b>  | -                   | 0.00                 | -                   | -                    | 0.00                | 0.00                 |
| Net balance as at the year end (a+b-c)                      | 948268.00           | 948268.00            | 0.00                | 0.00                 | 948268.00           | 948268.00            |

96

  
(R.V. Banubakode)  
Accountant  
C.B.W.E., Nagpur

  
(Bimal Sarkar)  
(Accounts Officer)  
C.B.W.E., Nagpur

  
(Malkit Ram)  
Dy. Director (H.Q.)  
C.B.W.E. Nagpur


  
(Namrata Tiwari)  
Director  
C.B.W.E. Nagpur


**CENTRAL BOARD FOR WORKERS EDUCATION, NAGPUR**  
SCHEDULES FORMING PART OF BALANCE SHEET AS AT 31-3-2015

(Amount in Rs.)


| SCHEDULE 4—SECURED LOANS AND BORROWINGS | Current Year          |     | Previous Year |     |
|---|-----------------------|-----|---------------|-----|
|   | 1. Central Government |     |               |     |
| 2. State Government (Specify)           |                       |     |               |     |
| 3. Financial Institutions               |                       |     |               |     |
| (a) Term Loans                          |                       |     |               |     |
| (b) Interest accrued and due            |                       |     |               |     |
| 4. Banks :                              |                       |     |               |     |
| (a) Term Loans                          | Nil                   | Nil | Nil           | Nil |
| (b) Other Loans (specify)               |                       |     |               |     |
| –Interest Accrued and Due               |                       |     |               |     |
| 5. Other Institutions and Agencies      |                       |     |               |     |
| 6. Debentures and Bonds                 |                       |     |               |     |
| 7. Other (Specify)                      |                       |     |               |     |
| <b>Total ..</b>                         | Nil                   | Nil | Nil           | Nil |

Note : Amounts due within One year.

  
(R.V. Banubakode)  
Accountant  
C.B.W.E., Nagpur

  
(Bimal Sarkar)  
(Accounts Officer)  
C.B.W.E., Nagpur

  
(Malkif Ram)  
Dy. Director (HQ.)  
C.B.W.E. Nagpur


  
(Namrata Tiwari)  
Director  
C.B.W.E. Nagpur


**CENTRAL BOARD FOR WORKERS EDUCATION, NAGPUR**  
SCHEDULES FORMING PART OF BALANCE SHEET AS AT 31-3-2015

(Amount in Rs.)


| SCHEDULE 5—UNSECURED LOANS AND BORROWINGS | Current Year          |    | Previous Year |     |
|---|-----------------------|----|---------------|-----|
|   | 1. Central Government | .. | ..            |     |
| 2. State Government (Specify)             | ..                    | .. |               |     |
| 3. Financial Institutions                 | ..                    | .. |               |     |
| 4. Banks :                                | ..                    | .. |               |     |
| (a) Term Loans                            | ..                    | .. | Nil           | Nil |
| (b) Other Loans (specify)                 | ..                    | .. |               |     |
| 5. Other Institutions and Agencies        | ..                    | .. |               |     |
| 6. Debentures and Bonds                   | ..                    | .. |               |     |
| 7. Fixed Deposits                         | ..                    | .. |               |     |
| 8. Other (Specify)                        | ..                    | .. |               |     |
| <b>Total ..</b>                           |                       |    | Nil           | Nil |

Note : Amounts due within One year.

  
(R.V. Banubakode)  
Accountant  
C.B.W.E., Nagpur

  
(Bimal Sarkar)  
(Accounts Officer)  
C.B.W.E., Nagpur

  
(Malkif Ram)  
Dy. Director (HQ.)  
C.B.W.E. Nagpur


  
(Namrata Tiwari)  
Director  
C.B.W.E. Nagpur


**CENTRAL BOARD FOR WORKERS EDUCATION, NAGPUR**  
SCHEDULES FORMING PART OF BALANCE SHEET AS AT 31-3-2015

(Amount in Rs.)


| SCHEDULE 6-DEFERRED CREDIT LIABILITIES  | Current Year | Previous Year |
|---|--------------|---------------|
| (a) Acceptances secured by hypothecation of capital equipment and other assets. | ..           | ..            |
| (b) Others .. ..  | Nil          | Nil           |
| <b>Total ..</b>   | Nil          | Nil           |

Note : Amounts due within One year.

  
(R.V. Banubakode)  
Accountant  
C.B.W.E., Nagpur

  
(Bimal Sarkar)  
(Accounts Officer)  
C.B.W.E., Nagpur


  
(Malkit Ram)  
Dy. Director (HQ.)  
C.B.W.E. Nagpur

  
(Namrata Tiwari)  
Director  
C.B.W.E. Nagpur

**CENTRAL BOARD FOR WORKERS EDUCATION, NAGPUR**  
SCHEDULES FORMING PART OF BALANCE SHEET AS AT 31-3-2015


(Amount in Rs.)

| SCHEDULE 7 CURRENT LIABILITIES AND PROVISIONS           | Current year |            | Previous year |             |
|---|--------------|------------|---------------|-------------|
| (a) New Pension Schemeamt. to be transferred to NPS A/c | 0.00         | ..         | 0.00          | ..          |
| (b) Liability for GPF Adv. Disbursement                 | 298829.00    | ..         | 298829.00     | ..          |
| (c) Undisbursed Amount                                  | 1952407.00   | ..         | 465886.00     | ..          |
| (d) GPF Subscription & Recovery/Amount Recovered        | 0.00         | ..         | 7236784.00    | ..          |
| (e) Oter Deposists                                      | 0.00         | ..         | 0.00          | ..          |
| (f) Sundtry Creditors (gratuity retiral benefits etc.)  | 5217746.00   | ..         | 12473612.00   | ..          |
| (g) Provision made to disburse MACP                     | 0.00         | ..         | 9000000.00    | ..          |
| (h) HBA recoveries to be Transferred to HBA by Board    | 331437.41    | ..         | 180102.41     | ..          |
| (i) SGF   | ..           | ..         | 515000.00     | ..          |
| (j) BMS programme                                       |              |            |               |             |
|   |              | 7800419.41 | ..            | 30170213.41 |
| <b>Total (A) ..</b>                                     | 7800419.41   | 7800419.41 | 30170213.41   | 30170213.41 |
| <b>B. Provisions</b>                                    |              |            |               |             |
| 1. For Taxation   | ..           | ..         | ..            | ..          |
| 2. Gratuity   | ..           | ..         | ..            | ..          |
| 3. Superannuation/Pension                               | NIL          | NIL        | NIL           | NIL         |
| 4. Accumulated Leave Encashment                         | ..           | ..         | ..            | ..          |
| 5. Trade Warranties/Claims -Matching Grants             | ..           | ..         | ..            | ..          |
| <b>Total (A+B) ..</b>                                   | 7800419.41   | 7800419.41 | 30170213.41   | 30170213.41 |

  
(R.V. Banubakode)  
Accountant  
C.B.W.E., Nagpur

  
(Bimal Sarkar)  
(Accounts Officer)  
C.B.W.E., Nagpur

  
(Malkit Ram)  
Dy. Director (HQ.)  
C.B.W.E. Nagpur


  
(Namrata Tiwari)  
Director  
C.B.W.E. Nagpur

**CENTRAL BOARD FOR WORKERS EDUCATION, NAGPUR**  
SCHEDULES FORMING PART OF BALANCE SHEET AS AT 31-3-2015

(Amount in Rs.)


| SCHEDULE 8-FIXED<br>ASSETS<br>DESCRIPTION<br><br>(1) | Gross Block   |  |   |   | Depreciation                  |  |   |                                       | Net Block                                |   |
|--|---|--|---|---|-------------------------------|--|---|---------------------------------------|--|---|
|  | Cost/<br>Valuation<br>as at<br>beginning<br><br>(2) | Additions<br>during<br>the year<br><br>(3) | Deductions<br>during<br>the year<br><br>(4) | Cost/<br>Valuation<br>at the<br>year<br><br>(5) | As at<br>beginning<br><br>(6) | On<br>Additions<br>during the<br>year<br><br>(7) | On<br>Deductions<br>during the<br>year<br><br>(8) | Total up<br>to the<br>year<br><br>(9) | As at the<br>Current<br>year<br><br>(10) | As at the<br>Previous<br>year<br><br>(11) |
| <b>A. Fixed Assets</b>                               |   |  |   |   |                               |  |   |                                       |  |   |
| 1. Land ..   | 4,229,520.00  | ..   | ..  | 4,229,520.00                                    | ..                            | ..   | ..  | ..                                    | 4,229,520.00                             | 4,229,520.00                              |
| 2. Building 10% ..                                   | 11,430,658.57                                       | ..   | ..  | 11,430,658.57                                   | 1,143,066.00                  | ..   | ..  | 1,143,066.00                          | 10,287,592.57                            | 11,430,658.57                             |
| 3. Motor and Other Vehicles 15% ..                   | 1,138,257.96  | ..   | ..  | 1,138,257.96                                    | 170,738.00                    | ..   | ..  | 170,738.00                            | 967,519.96                               | 1,138,257.96                              |
| 4. Furnitures 10% ..                                 | 7,898,429.58  | 142,805.00                                 | ..  | 8,041,234.58                                    | 789,843.00                    | 14,281.00  | ..  | 804,124.00                            | 7,237,110.58                             | 7,898,429.58                              |
| 5. Office Equipment 25% ..                           | 5,515,155.50  | 563,274.00                                 | ..  | 6,078,429.50                                    | 1,378,789.00                  | 140,818.00                                       | ..  | 1,519,607.00                          | 4,558,822.50                             | 5,515,155.50                              |
| 6. Computer/Peripherals 60% ..                       | 218,949.40  | 453,557.00                                 | ..  | 672,506.40                                      | 131,370.00                    | 272,134.00                                       | ..  | 403,504.00                            | 269,002.40                               | 218,949.40                                |
| 7. Library Books 10% ..                              | 4,721,268.50  | 4,300.00                                   | ..  | 4,725,568.50                                    | 472,127.00                    | 430.00   | ..  | 472,557.00                            | 4,253,011.50                             | 4,721,268.50                              |
| 8. Audio Visual Aids 25% ..                          | 1,567,996.83  | ..   | ..  | 1,567,996.83                                    | 391,999.00                    | ..   | ..  | 391,999.00                            | 1,175,997.83                             | 1,567,996.83                              |
| <b>Total of current year</b> ..                      | 38,720,236.34                                       | 1,163,936.00                               | ..  | 37,884,172.34                                   | 4,477,932.00                  | 427,663.00                                       | ..  | 4,905,595.00                          | 32,978,577.34                            | 38,720,236.34                             |
| <b>Previous Year</b>                                 |   |  |   |   |                               |  |   |                                       |  |   |
| <b>Capital Work in Progress</b>                      | 10,056,128.00                                       | ..   | ..  | ..  | ..                            | ..   | ..  | ..                                    | 10,056,128.00                            | 10,056,128.00                             |
| <b>Total</b> ..                                      | 46,776,364.34                                       | ..   | ..  | ..  | ..                            | ..   | ..  | ..                                    | 43,034,705.34                            | 46,776,364.34                             |

66

  
(R.V. Banubakode)  
Accountant  
C.B.W.E., Nagpur

  
(Bimal Sarkar)  
(Accounts Officer)  
C.B.W.E., Nagpur


  
(Malkit Ram)  
Dy. Director (H.Q.)  
C.B.W.E. Nagpur

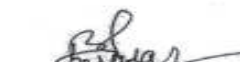
  
(Namratta Tiwari)  
Director  
C.B.W.E. Nagpur

**CENTRAL BOARD FOR WORKERS EDUCATION, NAGPUR**  
SCHEDULED FORMING PART OF BALANCE SHEET AS AT 31-3-2015


(Amount in Rs.)

| SCHEDULE 9-INVESTMENT FROM/EARMARKED/<br>ENDOWMENT FUNDS<br>(1)                           | Current Year<br>(2) | Previous Year<br>(3) |
|---|---------------------|----------------------|
| 1. In Government Securities .. ..   | ..                  | ..                   |
| 2. Other approved Securities .. ..  | ..                  | ..                   |
| 3. Shares .. ..   | NIL                 | NIL                  |
| 4. Debentures and Bonds .. ..   | ..                  | ..                   |
| 5. Subsidiaries and Joint Ventures .. ..  | ..                  | ..                   |
| 6. Others (to be specified) : Public Sector Bond/ Deposit<br>with Nationalised Bank .. .. | ..                  | ..                   |
| INVESTMENT : (1) SGF .. ..  | 3298658.00          | 3298658.00           |
| (2) CTP A/c .. ..   | 5695113.00          | 5695113.00           |
| (3) HBA A/c .. ..   | 3188598.00          | 3188598.00           |
| <b>Total ..</b>   | 12182369.00         | 12182369.00          |

  
(R.V. Banubakode)  
Accountant  
C.B.W.E., Nagpur

  
(Bimal Sarkar)  
(Accounts Officer)  
C.B.W.E., Nagpur


  
(Malkit Ram)  
Dy. Director (HQ.)  
C.B.W.E. Nagpur


  
(Namrata Tiwari)  
Director  
C.B.W.E. Nagpur

**CENTRAL BOARD FOR WORKERS EDUCATION, NAGPUR**  
SCHEDULES FORMING PART OF BALANCE SHEET AS AT 31-3-2015


(Amount in Rs.)

| SCHEDULE 10-INVESTMENTS - OTHERS<br>(1)   | Current Year<br>(2) | Previous Year<br>(3) |
|---|---------------------|----------------------|
| 1. In Government Securities .. ..   | ..                  | ..                   |
| 2. Other approved Securities .. ..  | ..                  | ..                   |
| 3. Shares .. ..   | NIL                 | NIL                  |
| 4. Debentures and Bonds .. ..   | ..                  | ..                   |
| 5. Subsidiaries and Joint Ventures .. ..  | ..                  | ..                   |
| 6. Others (to be specified) : Public Sector Bond/ Deposit<br>with Nationalised Bank .. .. | ..                  | ..                   |
| INVESTMENT : (1) HBA A/c .. ..  | ..                  | ..                   |
| <b>Total ..</b>   | 0.00                | 0.00                 |

  
(R.V. Banubakode)  
Accountant  
C.B.W.E., Nagpur

  
(Bimal Sarkar)  
(Accounts Officer)  
C.B.W.E., Nagpur

  
(Malkit Ram)  
Dy. Director (HQ.)  
C.B.W.E. Nagpur


  
(Namrata Tiwari)  
Director  
C.B.W.E. Nagpur




**CENTRAL BOARD FOR WORKERS EDUCATION, NAGPUR**  
SCHEDULES FORMING PART OF BALANCE SHEET AS AT 31-3-2015

(Amount in Rs.)

| SCHEDULE 11-CURRENT ASSETS,<br>LOANS, ADVANCES ETC.<br>(1)            | Current Year |              | Previous Year |              |
|---|--------------|--------------|---------------|--------------|
|   | (2)          | (3)          | (4)           | (5)          |
| A. 1. Inventories :   |              |              |               |              |
| (a) Stores and Spares   |              |              |               |              |
| (b) Loose Tools   |              |              |               |              |
| (c) Stock-in-trade  |              |              |               |              |
| Finished Goods  |              |              |               |              |
| Work in Progress  |              |              |               |              |
| Raw Materials'  |              |              |               |              |
| 2. Sundry Debtors :   |              |              |               |              |
| (a) Debts outstanding for a<br>period exceeding six months            |              |              |               |              |
| (b) Others  |              |              |               |              |
| 3. Cash balances in hand<br>(including cheques/drafts and<br>imprest) | 152668.05    | 152668.05    | 170421.30     | 187735.05    |
| 4. Bank Balances :  |              |              |               |              |
| (a) With Scheduled Banks :  |              |              |               |              |
| On Current Accounts   | 79329511.09  |              | 101545613.64  |              |
| On Deposit Accounts<br>(including margin money)                       | 153983791.00 |              | 171657244.33  |              |
| On Savings Accounts   | 2996367.97   | 236309670.00 | 2292259.97    | 275495117.94 |
| (b) With non-Scheduled Banks :  |              |              |               |              |
| On Current Accounts   |              |              |               |              |
| On Deposit Accounts   |              |              |               |              |
| On Savings Accounts   |              |              |               |              |
| 5. Remittances in Transit   | 1055420.00   | 1055420.00   | 910343.00     | 910343.00    |
| 6. Amount Due from ILO  | ..           | ..           | ..            | ..           |
| 7. Amount Due from Board's<br>special event                           | ..           | ..           | ..            | ..           |
| <b>Total (A) ..</b>   | 237517758.11 | 237517758.11 | 276575882.24  | 276593195.99 |

  
(R.V. Banubakode)  
Accountant  
C.B.W.E., Nagpur

  
(Bimal Sarkar)  
(Accounts Officer)  
C.B.W.E., Nagpur


  
(Malkit Ram)  
Dy. Director (HQ.)  
C.B.W.E. Nagpur


  
(Namrata Tiwari)  
Director  
C.B.W.E. Nagpur

**CENTRAL BOARD FOR WORKERS EDUCATION, NAGPUR**  
SCHEDULES FORMING PART OF BALANCE SHEET AS AT 31-3-2015

(Amount in Rs.)

| SCHEDULE 11-CURRENT ASSETS,<br>LOANS, ADVANCES ETC. (Contd.)<br>(1)                              | Current Year |              | Previous Year |              |
|--|--------------|--------------|---------------|--------------|
|  | (2)          | (3)          | (4)           | (5)          |
| B. 1. Loans :  |              |              |               |              |
| (a) Staff (1) Conveyance & HBA   | 470102.48    | ..           | 1360610.48    | ..           |
| (b) Other Entities engaged in<br>activities/objectives similar<br>to that of the Entity          |              | 470102.48    |               | 1360610.48   |
| (c) Other (specify)  | ..           | ..           | ..            | ..           |
| 2. Advances and other amounts<br>recoverable in cash or in kind<br>or for value to be received : |              |              |               |              |
| (a) On Capital Account   | 84617219.00  | ..           | 68966561.00   | ..           |
| (b) Prepayments  |              |              |               |              |
| (c) Others   | 21250.00     | 84638469.00  | 21250.00      | 68987811.00  |
| 3. Income Accrued :  |              |              |               |              |
| (a) On Investment from<br>Earmarked/Endowment funds  | 9389492.00   | ..           | 8338584.00    | ..           |
| (b) On Investments -Others (HBA)   | ..           | ..           | ..            | ..           |
| (c) On Loans and Advances  | ..           | ..           | ..            | ..           |
| (d) Others (SGF from Manage-<br>ments/CTP A/c)<br>(includes income due<br>unrealised - Rs. ....) | 520000.00    | 9909492.00   | 562000.00     | 8900584.00   |
| 4. Claims Receivable :   |              |              |               |              |
| (a) GPF  | ..           | ..           | ..            | ..           |
| (b) New Pension Scheme   |              |              |               |              |
| (c) Grants, SGF, HBA & CTP A/c   | 38548724.71  | 38548724.71  | 4358409.71    | 4358409.71   |
| (d) Matching Grants receivable<br>from Ministry  | 48596.30     | 48596.30     | ..            | ..           |
| <b>Total (B) ..</b>  | 133615384.49 | 133615384.49 | 83607415.19   | 83607415.19  |
| <b>Total (A + B) ..</b>  | 371133142.60 | 371133142.60 | 360183297.43  | 360200611.18 |

  
(R.V. Banubakode)  
Accountant  
C.B.W.E., Nagpur

  
(Bimal Sarkar)  
(Accounts Officer)  
C.B.W.E., Nagpur


  
(Malkit Ram)  
Dy. Director (HQ.)  
C.B.W.E. Nagpur

  
(Namrata Tiwari)  
Director  
C.B.W.E. Nagpur

**CENTRAL BOARD FOR WORKERS EDUCATION, NAGPUR**SCHEDULES FORMING PART OF INCOME & EXPENDITURE FOR THE PERIOD / YEAR ENDED  
2014-2015

(Amount in Rs.)

| SCHEDULE 12-INCOME FROM SALES / SERVICES<br>(1)    | Current Year<br>(2) | Previous Year<br>(3) |
|--|---------------------|----------------------|
| <b>(1) Income from Sales</b> .. ..                 | ..                  | ..                   |
| (a) Sale of Finished goods                         |                     |                      |
| (b) Sale of Raw Material                           |                     |                      |
| (c) Sale of Scraps .. ..                           | NIL                 | NIL                  |
| <b>(2) Income from Services</b> .. ..              | ..                  | ..                   |
| (a) Labour and Processing Charges .. ..            | ..                  | ..                   |
| (b) Professional/Consultancy Services .. ..        | ..                  | ..                   |
| (c) Agency Commission and Brokerage .. ..          | ..                  | ..                   |
| (d) Maintenance Service (Equipment/Property) .. .. | ..                  | ..                   |
| (e) Others (Specify)                               |                     |                      |
| Advertisement Receipt                              |                     |                      |
| <b>Total</b> .. ..                                 | ..                  | ..                   |



(R.V. Banubakode)  
Accountant  
C.B.W.E., Nagpur



(Bimal Sarkar)  
(Accounts Officer)  
C.B.W.E., Nagpur



(Malkit Ram)  
Dy. Director (HQ.)  
C.B.W.E. Nagpur





(Namratta Tiwari)  
Director  
C.B.W.E. Nagpur

**CENTRAL BOARD FOR WORKERS EDUCATION, NAGPUR**SCHEDULES FORMING PART OF INCOME & EXPENDITURE FOR THE PERIOD / YEAR ENDED  
2014-2015

(Amount in Rs.)

| SCHEDULE 13—GRANTS / SUBSIDIES<br>(1)                               | Current Year<br>(2) | Previous Year<br>(3) |
|---|---------------------|----------------------|
| (1) Central Government  |                     |                      |
| (a) Plan .. .. .  | 166182240.00        | 187089000.00         |
| (b) Non-Plan .. .. .  | 460300000.00        | 462699999.65         |
| (c) MGNREGA-PLAN .. .. .  | ..                  | ..                   |
| (2) From O.N.G.C. .. .. .   | ..                  | ..                   |
| (3) International Labour Organisation [HIV PROJECT]                 |                     |                      |
| (a) Amount Received .. .. .   | ..                  | ..                   |
| (b) Amount due from ILO .. .. .                                     | ..                  | ..                   |
|   | 626482240.00        | 649788999.65         |
| <i>Add:</i> (1) Unspent Grant for previous year .. .. .             | ..                  | ..                   |
| (2) Working Balance for Current Year .. .. .                        | ..                  | ..                   |
| (3) Provision made for March-salary .. .. .                         | ..                  | ..                   |
| (4) Grants-in-aid receivable from Govt. of India .. .. .            | ..                  | ..                   |
| (5) Miscellaneous Receipts utilised for meeting Expenditure .. .. . | ..                  | ..                   |
| <i>Less:</i> (1) Working Balance for Next Years .. .. .             | ..                  | ..                   |
| (2) Unspent Balance for Current year .. .. .                        | 48521575.50         | 51116921.00          |
| (3) Capital Expenditure. .. .. .                                    | 16814594.00         | 21973908.00          |
| <b>Total ..</b>   | 561146070.50        | 576698170.65         |

  
 (R.V. Banubakode)  
 Accountant  
 C.B.W.E., Nagpur

  
 (Bimal Sarkar)  
 (Accounts Officer)  
 C.B.W.E., Nagpur


  
 (Malkit Ram)  
 Dy. Director (HQ.)  
 C.B.W.E. Nagpur


  
 (Namrata Tiwari)  
 Director  
 C.B.W.E. Nagpur
**CENTRAL BOARD FOR WORKERS EDUCATION, NAGPUR**SCHEDULES FORMING PART OF INCOME & EXPENDITURE FOR THE PERIOD / YEAR ENDED  
2014-2015

(Amount in Rs.)


| SCHEDULE 14—FEES / SUBSCRIPTIONS<br>(1) | Current Year<br>(2) | Previous Year<br>(3) |
|---|---------------------|----------------------|
| 1. Entrance Fees .. .. .                | ..                  | ..                   |
| 2. Annual Fees/Subscriptions .. .. .    | ..                  | ..                   |
| 3. Seminar/Programme Fees .. .. .       | ..                  | ..                   |
| 4. Consultancy Fees .. .. .             | ..                  | ..                   |
| 5. Others (specify) .. .. .             | ..                  | ..                   |
| <b>Total ..</b>                         | ..                  | ..                   |

Note - Accounting Policies towards each item are to be disclosed

  
 (R.V. Banubakode)  
 Accountant  
 C.B.W.E., Nagpur

  
 (Bimal Sarkar)  
 (Accounts Officer)  
 C.B.W.E., Nagpur

  
 (Malkit Ram)  
 Dy. Director (HQ.)  
 C.B.W.E. Nagpur


  
 (Namrata Tiwari)  
 Director  
 C.B.W.E. Nagpur

**CENTRAL BOARD FOR WORKERS EDUCATION, NAGPUR**SCHEDULES FORMING PART OF INCOME AND EXPENDITURE FOR THE PERIOD/YEAR ENDED  
2014-2015

(Amount in Rs.)

| SCHEDULE 15-INCOME FROM INVESTMENTS<br><br>(1)                                 | Investment from Earmarked Fund |                      | Investment-Others   |                      |
|--|--------------------------------|----------------------|---------------------|----------------------|
|  | Current Year<br>(2)            | Previous Year<br>(3) | Current Year<br>(4) | Previous Year<br>(5) |
| (Income on Invest. From Earmarked/<br>Endowment Funds transferred to<br>Funds) |                                |                      |                     |                      |
| 1. Interest-   |                                |                      |                     |                      |
| (a) On Govt. Securities  |                                |                      |                     |                      |
| (b) Other Bonds/Debentures   | Nil                            | Nil                  | Nil                 | Nil                  |
| 2. Dividends-  |                                |                      |                     |                      |
| (a) On Shares  |                                |                      |                     |                      |
| (b) On Mutual Fund Securities  |                                |                      |                     |                      |
| 3. Rents   |                                |                      |                     |                      |
| 4. Other (Specify)   |                                |                      |                     |                      |
| <b>Total ..</b>  | <b>Nil</b>                     | <b>Nil</b>           | <b>Nil</b>          | <b>Nil</b>           |

Transferred to Earmarked/Endowment Funds

  
 (R.V. Banubakode)  
 Accountant  
 C.B.W.E., Nagpur


  
 (Bimal Sarkar)  
 (Accounts Officer)  
 C.B.W.E., Nagpur

  
 (Malkit Ram)  
 Dy. Director (HQ.)  
 C.B.W.E. Nagpur

  
 (Namrata Tiwari)  
 Director  
 C.B.W.E. Nagpur
**CENTRAL BOARD FOR WORKERS EDUCATION, NAGPUR**SCHEDULES FORMING PART OF INCOME AND EXPENDITURE FOR THE PERIOD/YEAR ENDED  
2014-2015

(Amount in Rs.)

| SCHEDULE 16-INCOME FROM ROYALTY, PUBLICATION ETC.,<br><br>(1) | Current Year<br>(2) | Previous Year<br>(3) |
|---|---------------------|----------------------|
| 1. Income from Publications .. ..                             | 146722.00           | 291660.00            |
| 2. Other (Specify) .. ..                                      | ..                  | ..                   |
| <b>Total ..</b>   | <b>146722.00</b>    | <b>291660.00</b>     |

  
 (R.V. Banubakode)  
 Accountant  
 C.B.W.E., Nagpur

  
 (Bimal Sarkar)  
 (Accounts Officer)  
 C.B.W.E., Nagpur

  
 (Malkit Ram)  
 Dy. Director (HQ.)  
 C.B.W.E. Nagpur

  
 (Namrata Tiwari)  
 Director  
 C.B.W.E. Nagpur

**CENTRAL BOARD FOR WORKERS EDUCATION, NAGPUR**SCHEDULES FORMING PART OF INCOME AND EXPENDITURE FOR THE PERIOD/YEAR ENDED  
2013-2014

(Amount in Rs.)

| SCHEDULE 17-INTEREST EARNED<br>(1)                  | Current Year<br>(2) | Previous Year<br>(3) |
|---|---------------------|----------------------|
| (1) On Term Deposits                                |                     |                      |
| (a) With Scheduled Banks .. ..                      | ..                  | ..                   |
| (b) With Non-Scheduled Banks .. ..                  | ..                  | ..                   |
| (c) With Institutions .. ..                         | ..                  | ..                   |
| (d) Others .. ..                                    | ..                  | ..                   |
| (2) On Savings Accounts                             |                     |                      |
| (a) With Scheduled Banks .. ..                      | 302,674.00          | 495,105.00           |
| (b) With Non-Scheduled Banks .. ..                  | ..                  | ..                   |
| (c) Post Office Savings Accounts .. ..              | ..                  | ..                   |
| (d) Others .. ..                                    | ..                  | ..                   |
| (3) On Loans  |                     |                      |
| (a) Employees/Staff .. ..                           | ..                  | ..                   |
| (b) Others .. ..                                    | ..                  | ..                   |
| (4) Interest on Debtors and Other Receivables .. .. | ..                  | ..                   |
| <b>Total ..</b>                                     | 302,674.00          | 495,105.00           |

Note : Tax deducted at source to be indicated



(R.V. Banubakode)  
Accountant  
C.B.W.E., Nagpur



(Bimal Sarkar)  
(Accounts Officer)  
C.B.W.E., Nagpur



(Malkit Ram)  
Dy. Director (HQ.)  
C.B.W.E. Nagpur




(Namrata Tiwari)  
Director  
C.B.W.E. Nagpur


**CENTRAL BOARD FOR WORKERS EDUCATION, NAGPUR**SCHEDULES FORMING PART OF INCOME AND EXPENDITURE FOR THE PERIOD/YEAR ENDED  
2014-2015

(Amount in Rs.)

| SCHEDULE 18—OTHER INCOME                                      | Current Year        | Previous Year       |
|---|---------------------|---------------------|
| (1)   | (2)                 | (3)                 |
| (1) Profit on Sale/disposal of Assests :                      |                     |                     |
| (a) Assets acquired out of grants or received free of cost .. | ..                  | ..                  |
| (2) Export Incentives realized ..                             | ..                  | ..                  |
| (3) Miscellaneous Receipts ..                                 | 6,960,097.00        | 3,635,635.10        |
| (4) Amount spent from Miscellaneous Income of Previous Years  | ..                  | ..                  |
| Less :  |                     |                     |
| Amount utilised during the year ..                            | ..                  | ..                  |
| <b>Total ..</b>   | <b>6,960,097.00</b> | <b>3,635,635.10</b> |



(R.V. Banubakode)  
Accountant  
C.B.W.E., Nagpur



(Bimal Sarkar)  
(Accounts Officer)  
C.B.W.E., Nagpur



(Malkit Ram)  
Dy. Director (HQ.)  
C.B.W.E. Nagpur




(Namrata Tiwari)  
Director  
C.B.W.E. Nagpur

**CENTRAL BOARD FOR WORKERS EDUCATION, NAGPUR**SCHEDULES FORMING PART OF INCOME AND EXPENDITURE FOR THE PERIOD/YEAR ENDED  
2014-2015

(Amount in Rs.)

| SCHEDULE 19—INCREASE/DECREASE IN STOCK OF FINISHED<br>GOODS AND WORK IN PROGRESS | Current Year | Previous Year |
|--|--------------|---------------|
| (1)  | (2)          | (3)           |
|  | Rs.          | Rs.           |
| (a) Closing Stock  |              |               |
| –Finished Goods ..   | ..           | ..            |
| –Work-in-Progress CPWD Deposit Adjusted/Refunded ..                              | ..           | ..            |
| (b) Less : Opening Stock   |              |               |
| –Finished Goods ..   | ..           | ..            |
| –Work-in-Progress ..   | ..           | ..            |
| Net Increase/(Decrease) (a-b) ..   | ..           | ..            |



(R.V. Banubakode)  
Accountant  
C.B.W.E., Nagpur



(Bimal Sarkar)  
(Accounts Officer)  
C.B.W.E., Nagpur



(Malkit Ram)  
Dy. Director (HQ.)  
C.B.W.E. Nagpur





(Namrata Tiwari)  
Director  
C.B.W.E. Nagpur

**CENTRAL BOARD FOR WORKERS EDUCATION, NAGPUR**  
SCHEDULES FORMING PART OF INCOME AND EXPENDITURE FOR THE PERIOD/YEAR ENDED  
2014-2015

(Amount in Rs.)

| SCHEDULE 20-NON-PLAN EXPENDITURE                           | Current Year   | Previous year  |
|--|----------------|----------------|
| <b>Salary</b>  | Rs.            | Rs.            |
| 1. Honorarium to Chairman .. ..                            | 180,000.00     | 180,000.00     |
| 2. Head Office and other Offices .. ..                     | 306,079,428.00 | 289,464,886.00 |
| <b>Revolving Fund</b>                                      |                |                |
| <b>Domestic Travel Expenses</b> .. ..                      | 4,294,318.00   | 4,018,726.00   |
| <b>Other Administrative Expenses</b> .. ..                 | 31,050,523.30  | 31,664,538.00  |
| <b>Scheme Expenditure</b>                                  |                |                |
| 1. National Level Trg. Programme (Phase-I) .. ..           | 1,199,051.00   | 1,585,080.00   |
| 2. Regional Level Trg. Programme (Phase-II) .. ..          | 86,647.00      | 106,712.00     |
| 3. Unit level Trg. Programme (Phase-III) .. ..             | 9,447.00       | 52,970.00      |
| 4. Grants-in-aid to Trade Unions .. ..                     | 64,440.00      | 572,162.00     |
| <b>Deposit Linked Insurance</b> .. ..                      | ..             | 60,000.00      |
| <b>Fixed Assets</b>  |                |                |
| 1. Office equipment  |                |                |
| 2. Furniture   |                |                |
| 3. Deposit for Work-in-Progress/CPWD                       | 3,578,741.00   | 775,436.00     |
| 4. Library Books   |                |                |
| 5. A. V. Equipments  |                |                |
| 6. Computers   |                |                |
| <b>Advances-Cycle/Fan/Computer</b> .. ..                   | ..             | 792,000.00     |
| <b>Boards Contribution to CPF</b> .. ..                    | ..             | ..             |
| <b>Boards Contribution to Tier-I (NPS)</b> .. ..           | 2,712,023.00   | 2,455,307.00   |
| <b>Foreign Service and Leave Salary Contribution</b> .. .. | 410,857.00     | ..             |
| <b>Retirement benefits</b>                                 |                |                |
| 1. Gratuity .. ..  | 5,000,106.00   | 12,560,691.00  |
| 2. Commuted Value of Pension .. ..                         | 3,614,460.00   | 9,204,374.00   |
| 3. Pension .. ..   | 104,523,985.00 | 105,770,000.00 |
| 4. Leave Encashment .. ..                                  | 4,913,759.00   | 9,306,555.00   |
|  | 467,717,794.30 | 468,569,437.00 |
| Less Fixed Assets and advance .. ..                        | 3,578,741.00   | 1,567,436.00   |
| Total .. ..  | 464,139,053.30 | 467,002,001.00 |
| Add: Outstanding Expenses .. ..                            | 40,295.00      | 41,045.00      |
| <b>Grand Total</b> .. ..                                   | 464,179,348.30 | 467,043,046.00 |

  
(R.V. Banubakode)  
Accountant  
C.B.W.E., Nagpur

  
(Bimal Sarkar)  
(Accounts Officer)  
C.B.W.E., Nagpur

  
(Malkit Ram)  
Dy. Director (HQ.)  
C.B.W.E. Nagpur


  
(Namrata Tiwari)  
Director  
C.B.W.E. Nagpur



**CENTRAL BOARD FOR WORKERS EDUCATION, NAGPUR****SCHEDULES FORMING PART OF INCOME AND EXPENDITURE FOR THE PERIOD/YEAR ENDED  
2014-2015**

(Amount in Rs.)

| SCHEDULE—21 : PLAN EXPENDITURE   | Current Year<br>Amount | Previous year<br>Amount |
|--|------------------------|-------------------------|
| <b>I. OFFICE EXPENSES :</b>  | Rs.                    | Rs.                     |
| <b>1. Organised Programmes</b>   |                        |                         |
| a. Need Based Seminar 2 days .. .. .   | 23,355.00              | 15,037.00               |
| b. Need Based Training Programme 5 days .. .. .  | 18,272.00              | 6,255.00                |
| c. Programme for Trade Union Activist .. .. .  | ..                     | ..                      |
| d. Self Generation of Funds .. .. .  | 571,633.00             | 604,970.00              |
| e. Quality of Life Programme in Organised Sector .. .. .   | 232,491.00             | 352,845.00              |
| f. State Level Special Programme (NE) .. .. .  | ..                     | ..                      |
| <b>2. Un-organised Sector Programmes</b>   |                        |                         |
| a. Five Days Camps for Unorganised Sector .. .. .  | 4,680,218.50           | 6,017,974.00            |
| b. Camps for Weaker Section .. .. .  | 5,154,354.50           | 3,615,638.00            |
| c. Special Seminars (Two Days) .. .. .   |                        |                         |
| (A) Un-organised Workers .. .. .   | 6,618,390.00           | 7,009,399.00            |
| (B) Women Workers .. .. .  | 4,037,131.00           | 7,080,285.00            |
| (C) SC/ST Workers .. .. .  | 6,125,836.00           | 1,220,052.00            |
| (D) Child Labour/Parents Labour .. .. .  | 1,786,331.50           | 2,266,836.00            |
| d. Rural Awareness Programme .. .. .   | 20,747,618.00          | 20,726,408.00           |
| e. Quality of Life Programme in Un-Organised Sector .. .. .  | 2,547,446.00           | 3,259,217.00            |
| f. Labour Welfare & Development .. .. .  | 3,296,041.50           | 4,257,605.00            |
| g. SCSP Programme Expenditure .. .. .  | 19,332,639.00          | 26,978,677.00           |
| h. Special Programmes for NE Region .. .. .  | 7,888,966.00           | 4,567,850.00            |
| i. TSP Programme Expenditure .. .. .   | 7,851,709.50           | 12,511,227.00           |
| <b>3. Workers Participation/in Management Programme</b> .. .. .  | 57,035.00              | 83,026.00               |
| <b>4. MGNREGA Programmes</b> .. .. .   | 9,679,909.00           | 14,687,608.00           |
| <b>5-A Strengthening of Offices of CBWE</b>  |                        |                         |
| a. Foundation Day Expenditure .. .. .  | ..                     | ..                      |
| b. National Training Policy .. .. .  | ..                     | ..                      |
| c. Strengthening of Regional centres .. .. .   | 3,744,551.00           | 243,319.00              |
| d. Strengthening of Info/Technology .. .. .  | 30,884.00              | 61,379.00               |
| e. Publication, Production of Continuing Education Literature .. .. .                                      | ..                     | ..                      |
| <b>5-B. Fixed Assets &amp; Capital work in Progress under<br/>Strengthening of Offices of CBWE</b> .. .. . | 13,235,853.00          | 20,406,472.00           |
|  | 1,7,660,664.00         | 135,972,079.00          |
| <b>Less : Fixed Assets</b>   |                        |                         |
| a. Office equipment .. .. .  | 563,274.00             | 278,925.00              |
| b. Furniture .. .. .   | 142,805.00             | 108,297.00              |
| c. Library Books .. .. .   | 4,300.00               | 9,350.00                |
| d. A. V. Aids Equipments .. .. .   | ..                     | ..                      |
| e. Computers .. .. .   | 453,557.00             | 9,900.00                |
| f. Building .. .. .  | ..                     | ..                      |
| h. Deposit for Land & Building/W.I.P. .. .. .  | 12,071,917.00          | 20,000,000.00           |
| i. Motor Vehicle .. .. .   | ..                     | ..                      |
| Total .. .. .  | 104,424,811.50         | 115,565,607.00          |
| <b>Add: Outstanding Expenses</b> .. .. .   | ..                     | ..                      |
| Grand Total .. .. .  | 104,424,811.50         | 115,565,607.00          |

  
(R.V. Banubakode)  
Accountant  
C.B.W.E., Nagpur

  
(Bimal Sarkar)  
(Accounts Officer)  
C.B.W.E., Nagpur

  
(Malkit Ram)  
Dy. Director (HQ.)  
C.B.W.E. Nagpur


  
(Namrata Tiwari)  
Director  
C.B.W.E. Nagpur

**CENTRAL BOARD FOR WORKERS EDUCATION, NAGPUR**  
SCHEDULES FORMING PART OF INCOME AND EXPENDITURE FOR THE PERIOD/YEAR ENDED  
2014-2015

(Amount in Rs.)

| SCHEDULE—22 : I.L.O. PROGRAMME EXPENDITURE                   | Current Year | Previous year |
|--|--------------|---------------|
| a. Expenditure incurred . . . . .                            | ..           | ..            |
| b. Expenditure incurred against the unspent amount . . . . . | ..           | ..            |
| Total . . . . .  | ..           | ..            |

Note : Name of the Entities, their Activities along with the amount of Grants/Subsidies are to be disclosed.

  
(R.V. Banubakode)  
Accountant  
C.B.W.E., Nagpur

  
(Bimal Sarkar)  
(Accounts Officer)  
C.B.W.E., Nagpur

  
(Malkit Ram)  
Dy. Director (HQ.)  
C.B.W.E. Nagpur


  
(Namrata Tiwari)  
Director  
C.B.W.E. Nagpur

**CENTRAL BOARD FOR WORKERS EDUCATION, NAGPUR**

SCHEDULES FORMING PART OF INCOME AND EXPENDITURE FOR THE PERIOD/YEAR ENDED  
2014-2015

(Amount in Rs.)

| SCHEDULE—23 : CPWD MAINTENANCE EXPENDITURE                                    | Current Year | Previous year |
|---|--------------|---------------|
| Expenditure incurred on maintenance of IIWE & Head Office Buildings . . . . . | ..           | ..            |
| Total . . . . .   | ..           | ..            |

  
(R.V. Banubakode)  
Accountant  
C.B.W.E., Nagpur

  
(Bimal Sarkar)  
(Accounts Officer)  
C.B.W.E., Nagpur

  
(Malkit Ram)  
Dy. Director (HQ.)  
C.B.W.E. Nagpur

  
(Namrata Tiwari)  
Director  
C.B.W.E. Nagpur

**CENTRAL BOARD FOR WORKERS EDUCATION, NAGPUR**  
**SCHEDULES FORMING PART OF ACCOUNTS FOR THE PERIOD ENDED**  
**2014-2015**

SCHEDULE—24 : SIGNIFICANT ACCOUNTING POLICIES

1. ACCOUNTING CONVENTION :

The financial statements are prepared on the basis of historical cost convention, unless otherwise stated and on the accrual method of accounting.

2. FIXED ASSETS :

Fixed Assets are stated at cost of acquisition inclusive of inward freight, duties and taxes and incidental and direct expenses related to acquisition.

3. DEPRECIATION :


Depreciation is provided on written down value method as per rates specified in the Income-tax Act, 1961.

4. INVESTMENTS :

Investments are valued at historical cost.

5. GRANTS :

Accounting standard 12 of Institute of Chartered Accountants of India was followed for the Govt. Grants.

  
 (R.V. Banubakode)  
 Accountant  
 C.B.W.E., Nagpur

  
 (Bimal Sarkar)  
 (Accounts Officer)  
 C.B.W.E., Nagpur

  
 (Malkit Ram)  
 Dy. Director (HQ.)  
 C.B.W.E. Nagpur

  
 (Namrata Tiwari)  
 Director  
 C.B.W.E. Nagpur

**CENTRAL BOARD FOR WORKERS EDUCATION, NAGPUR**  
**SCHEDULES FORMING PART OF ACCOUNTS FOR THE PERIOD ENDED**  
**2014-2015**

SCHEDULE—25 : SIGNIFICANT ACCOUNTING POLICIES


1. CONTINGENT LIABILITIES - NIL
2. CURRENT ASSETS, LOANS AND ADVANCES :

In the opinion of the Management, the current assets, loans and advances have a value on realization in the ordinary course of business, equal at least to the aggregate amount shown in the Balance Sheet.

3. TAXATION :

In view of there being no taxable income under Income-Tax Act 1961, no provision for Income-Tax has been considered necessary.

4. Corresponding figures for the previous year have been regrouped/rearranged, wherever necessary.
5. Schedules 1 to 25 are annexed to and form an integral part of the Balance Sheet as at 31-3-2015 and the Income and Expenditure Account for the year ended on that date.

  
 (R.V. Banubakode)  
 Accountant  
 C.B.W.E., Nagpur

  
 (Bimal Sarkar)  
 (Accounts Officer)  
 C.B.W.E., Nagpur

  
 (Malkit Ram)  
 Dy. Director (HQ.)  
 C.B.W.E. Nagpur


  
 (Namrata Tiwari)  
 Director  
 C.B.W.E. Nagpur




Table—contd.

| (1)   | (2)              | (3)              | (4)   | (5)              | (6)              |
|---|------------------|------------------|---|------------------|------------------|
| <b>V. Other Income (Specify)</b>              |                  |                  | <b>VI. Finance Charges ( Interest)</b>          |                  |                  |
| Self Generation of Fund (SGF)                 |                  |                  | <b>VII. Other Payments (Specify)</b>            |                  |                  |
| Donation                                      |                  |                  | a. GPF Recoveries credited to GPF               | 57,500,000.00    | 35,500,000.00    |
| CTP*A/c                                       | 5,658,400.00     | 6,397,660.00     | b. Deposit payment of GPF Advances              | 30,441,295.00    | 38,714,572.00    |
| Miscellaneous Receipts                        | 3,818,770.00     | 3,927,295.10     | c. HBA advance disbursed                        |                  |                  |
| Refund by C.P.W.D./ I.T.I. LTD.               |                  |                  | d. Deposit Payment (HBA A/c)                    |                  |                  |
| <b>VI. Amount Borrowed</b>                    |                  |                  | e. HBA recoveries credited to HBA fund by Board | 431,870.00       | 335,956.00       |
| <b>VII. Any other receipts (Give details)</b> |                  |                  | f. Undisbursed payments disbursed               | 165,431.00       | 71,230.00        |
| 1. Salary Deductions                          | 1,365,450.00     | 961,186.00       | g. Sundry creditors paid                        | 13,008,112.00    | 154,446.00       |
| 2. G.P.F. Subscription & Adv. Recovery        | 46,411,580.00    | 41,803,628.00    | h. Deposit payment (CTP A/c)                    |                  |                  |
| 3. Amount Recd. For Disbursement              | 79,901,438.00    | 64,116,441.00    | i. Amount received for disbursement paid        | 79,275,259.00    | 64,333,087.00    |
| 4. Deposit Receipts of GPF Adv. By Centre     | 30,441,295.00    | 38,714,572.00    | j. Conveyance/ Computer Advance disbursed       |                  | 792,000.00       |
| 5. Undisbursed Payments Received              | 1,651,952.00     | 173,764.00       | k. Deposit Payment(SGF A/c)                     | 39,974,464.00    | ..               |
| 6. Interest Credited by BANK-Grants A/c       | 302,674.00       | 495,105.00       | m. Tier-I Recoveries to NPS Account             | 2,712,023.00     | 2,455,307.00     |
| 7. Amt. Recd. For Disbursement(HBA A/c)       |                  |                  | n. TDS deducted by SBI HBA Account              |                  |                  |
| 8. HBA Fund Account                           |                  |                  | o. TDS deducted by SBI Donation A/c             |                  |                  |
| a. HBA Recoveries credited to HBA A/c         | 108,263.00       | 69,348.00        | p. TDS deducted by SBI SGF A/c                  |                  |                  |
| b. HBA Revolving Fund                         |                  |                  | q. TDS deducted by SBI CTP A/C                  |                  |                  |
| c. To Interest from Bank/Loance               |                  |                  | r. CTP DD reg FEES returned                     |                  |                  |
| 9. Deposit Receipts of HBA Adv. By Centre     |                  |                  | <b>VIII. Closing Balances</b>                   |                  |                  |
| 10. Amount Recovered towards GPF              | 2,746,009.00     | 2,456,306.00     | a) Cash in Hand                                 | 152,668.05       | 170,421.30       |
| [New Pension Scheme]                          |                  |                  | b) Bank Balances                                |                  |                  |
| 11. Amt. Recd. For Disbursement(GPF A/c)      | 3,423,443.00     |                  | i) In current Accounts(Grants)                  | 79,329,511.09    | 101,545,613.64   |
| 12. Amt. Recd. For Disbursement(UBI)          |                  |                  | ii) Savings Accounts                            | 2,996,367.97     | 2,292,259.97     |
| 13. GPF Payment recovered                     |                  |                  | c) Deposits Accounts                            | 166,166,160.00   | 183,839,613.33   |
| 14. Amt. Recd. For Disbursement(SGF A/c)      | 5,552,177.00     |                  | d) Amt. in Transit                              | 1,055,420.00     | 910,343.00       |
| Total ..                                      | 1,108,308,220.91 | 1,119,799,046.89 | Total ..  | 1,108,308,220.91 | 1,119,799,046.89 |

  
(R.V. Banubakode)  
Accountant  
C.B.W.E., Nagpur

  
(Bimal Sarkar)  
(Accounts Officer)  
C.B.W.E., Nagpur

  
(Malkit Ram)  
Dy. Director (H.Q.)  
C.B.W.E. Nagpur


  
(Namratta Tiwari)  
Director  
C.B.W.E. Nagpur

**CENTRAL BOARD FOR WORKERS EDUCATION, NAGPUR**

## GPF RECEIPT &amp; PAYMENT ACCOUNT

FOR THE YEAR 2014-15

| RECEIPT                         |                          |                                 | PAYMENT                         |                                      |                                 |
|---------------------------------|--------------------------|---------------------------------|---------------------------------|--------------------------------------|---------------------------------|
| Amount<br>2013-14<br>(1)<br>Rs. | Particulars<br>(2)       | Amount<br>2014-15<br>(3)<br>Rs. | Amount<br>2013-14<br>(4)<br>Rs. | Particulars<br>(5)                   | Amount<br>2014-15<br>(6)<br>Rs. |
|                                 | To Opening Balance       |                                 | 200.00                          | By Bank Commission                   | 70.00                           |
| 3072924.02                      | Saving A/c               | 7899793.02                      |                                 | Undisbursed Amt. paid                | 1402985.00                      |
| 202560220.67                    | Deposit A/c              | 209470719.67                    | 1255232.00                      | By TDS Deducted                      | 1273209.00                      |
| 19237235.00                     | To Interest Received     | 18596024.33                     |                                 | By Amount transferred to Board's A/c |                                 |
| 35531521.00                     | To Subscription Received | 54076557.00                     | 41959914.00                     | By Withdrawal                        | 34689542.00                     |
|                                 |                          |                                 | 7899793.02                      | By Closing Balance                   |                                 |
|                                 |                          |                                 | 209470719.67                    | Saving A/c                           | 6407852.02                      |
| 183,958.00                      | To CBWE Grants A/c       | ..                              |                                 | Deposit A/c                          | 246269436.00                    |
| <b>260585858.69</b>             | <b>Total ..</b>          | <b>290043094.02</b>             | <b>260585858.69</b>             | <b>Total ..</b>                      | <b>290043094.02</b>             |

  
(R.V. Banubakode)  
Accountant  
C.B.W.E., Nagpur


  
(Binjal Sarkar)  
(Accounts Officer)  
C.B.W.E., Nagpur

  
(Malkit Ram)  
Dy. Director (HQ.)  
C.B.W.E. Nagpur

  
(Namrata Tiwari)  
Director  
C.B.W.E. Nagpur  
28/7/15

**CENTRAL BOARD FOR WORKERS EDUCATION, NAGPUR**  
GPF INCOME & EXPENDITURE ACCOUNT  
FOR THE YEAR 2014-15

| EXPENDITURE              |                                      |                          | INCOME                   |   |                          |
|--------------------------|--------------------------------------|--------------------------|--------------------------|---|--------------------------|
| Amount<br>2013-14<br>(1) | Particulars<br>(2)                   | Amount<br>2014-15<br>(3) | Amount<br>2013-14<br>(4) | Particulars<br>(5)                            | Amount<br>2014-15<br>(6) |
| Rs.                      |                                      | Rs.                      | Rs.                      |   | Rs.                      |
| 16970055.00              | To Interest Paid                     | 19085672.00              | 19237235.00              | By Interest Received                          | 18596024.33              |
| 1255232.00               | To TDS Deducted                      | 1273209.00               |                          |   |                          |
| 200.00                   | To Bank Commission                   | 70.00                    | 8205822.00               | Add : Interest<br>Accrued                     | 850577592                |
|                          |                                      |                          | 9178776.00               | Less : Interest<br>Accrued<br>(previous year) | 8205822.00               |
| 38794.00                 | To Excess Income<br>over Expenditure |                          |                          | By Excess<br>Expenditure over<br>Income       | 1462972.75               |
| <b>18264281.00</b>       | <b>Total ..</b>                      | <b>20358951.00</b>       | <b>18264281.00</b>       | <b>Total ..</b>                               | <b>20358951.00</b>       |

  
(R.V. Banubakode)  
Accountant  
C.B.W.E., Nagpur

  
(Bimal Sarkar)  
(Accounts Officer)  
C.B.W.E., Nagpur

  
(Malkit Ram)  
Dy. Director (HQ.)  
C.B.W.E. Nagpur

  
(Namrata Tiwari)  
Director  
C.B.W.E. Nagpur  
28/7/15




**CENTRAL BOARD FOR WORKERS EDUCATION, NAGPUR**


**GPF BALANCE SHEET**

FOR THE YEAR 2014-2015


| LIABILITIES                |  |                            |                            | ASSETS                     |                                |                          |                          |
|----------------------------|--|----------------------------|----------------------------|----------------------------|--------------------------------|--------------------------|--------------------------|
| Amount<br>2013-2014<br>(1) | Particulars<br>(2)                               | Amount<br>2014-2015<br>(3) | Amount<br>2014-2015<br>(4) | Amount<br>2013-2014<br>(5) | Particulars<br>(6)             | Amount<br>2014-15<br>(7) | Amount<br>2014-15<br>(8) |
| Rs.                        |  | Rs.                        |                            | Rs.                        |                                | Rs.                      | Rs.                      |
| 10086211.68                | Excess of Income over upto last year             | 10125005.68                |                            | 7899793.02                 | BANK BALANCE                   |                          | 6407852.02               |
| 38794.00                   | Add : during the year                            | 1462972.75                 |                            | 209470719.67               | Investments AS PER ANNEXURE-IV |                          | 246269436.00             |
|                            | less : for current year                          |                            | 8662032.93                 |                            |                                |                          |                          |
| 10125005.68                |  |                            |                            |                            |                                |                          |                          |
| 198771477.00               | GPF Subscription Fund                            | 212402195.00               |                            | 8205822.00                 | Interest Accrued               |                          | 8505775.92               |
| 35531521.00                | Add : Subscription yet to be received from board | 46411580.00                |                            |                            |                                |                          |                          |
| 3089056.00                 | Less : Withdrawal                                | 34689542.00                |                            |                            |                                |                          |                          |
| 41959914.00                | Add : Interest Paid                              | 19085672.00                |                            |                            |                                |                          |                          |
| 16970055.00                |  |                            |                            |                            |                                |                          |                          |
| 212402195.00               |  |                            | 243209905.00               | 1480137.50                 | Amount to be Received from Bc  | 1480137.50               |                          |
| 1402985.00                 | Undisbursed payment                              | 1402985.00                 |                            |                            | Add:during the year            | 40295.00                 |                          |
|                            | Less : Disbursed                                 | 1402985.00                 |                            |                            |                                | 1520432.50               |                          |
| 0.51                       | To be transferred to SGF A/c                     |                            | 0.51                       |                            |                                |                          |                          |
|                            | To be transferred to Board's A/c                 |                            |                            |                            |                                |                          |                          |
|                            | add : during the year                            | 7664977.00                 |                            |                            |                                |                          |                          |
|                            | less: to be received                             | 1520432.50                 | 6144544.50                 |                            |                                |                          |                          |
| 3085241.00                 | Board's Contribution to CPF                      | 3126286.00                 |                            |                            |                                |                          |                          |
| 41045.00                   | Add: to be received from Board                   | 40295.00                   | 3166581.00                 |                            |                                |                          |                          |
| 3126286.00                 |  |                            |                            |                            |                                |                          |                          |
| 227056472.19               | Total  |                            | 261183063.94               | 227056472.19               | Total                          |                          | 261183063.94             |

117

  
(R.V. Banubakode)  
Accountant  
C.B.W.E., Nagpur

  
(Bimal Sarkar)  
(Accounts Officer)  
C.B.W.E., Nagpur


  
(Malkit Ram)  
Dy. Director (H.Q.)  
C.B.W.E. Nagpur

  
(Namratta Tiwari)  
Director  
C.B.W.E. Nagpur

**CENTRAL BOARD FOR WORKERS EDUCATION, NAGPUR**  
STATEMENT SHOWING DETAILS OF BANK BALANCE  
IN SAVINGS ACCOUNT AND DEPOSIT ACCOUNT


(Amount in Rs.)

| Sr. No. | Details    | As on 31-3-2015            |                        | As on 31-3-2014            |                        |
|---------|------------|----------------------------|------------------------|----------------------------|------------------------|
|         |            | Saving Bank Account<br>(3) | Deposit Account<br>(4) | Saving Bank Account<br>(5) | Deposit Account<br>(6) |
| (1)     | (2)        |                            |                        |                            |                        |
| 1       | Donation   | 1410.88                    | 1670464.00             | 1356.88                    | 1546143.33             |
| 2       | HBA Fund   | 1185387.38                 | 12918026.00            | 721862.38                  | 12918026.00            |
| 3       | SGF        | 178562.71                  | 108586999.00           | 171738.71                  | 133491687.00           |
| 4       | C.T.P. A/c | 1631007.00                 | 42990671.00            | 1397302.00                 | 35883757.00            |
|         | Total ..   | 2996367.97                 | 166166160.00           | 2292259.97                 | 183839613.33           |

  
(R.V. Banubakode)  
Accountant  
C.B.W.E., Nagpur

  
(Bimal Sarkar)  
(Accounts Officer)  
C.B.W.E., Nagpur


  
(Malkit Ram)  
Dy. Director (HQ.)  
C.B.W.E. Nagpur

  
(Namratta Tiwari)  
Director  
C.B.W.E. Nagpur

**CENTRAL BOARD FOR WORKERS EDUCATION, NAGPUR**  
 DETAILS OF HBA DEPOSITS WITH NATIONALIZED BANK AS ON 31-3-2015

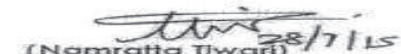
(Amount in Rs.)

| Sr. No.<br>(1) | Particulars of Investment<br>(2) | Name of Bank<br>(3) | Certificate No.<br>(4) | A/C No.<br>(5) | Period<br>(6) | Rate of Intte.<br>(7) | Amt. Deposited<br>(8) | Date of Deposit<br>(9) | Date of Maturity<br>(10) | Interest Accured<br>(11) |
|----------------|----------------------------------|---------------------|------------------------|----------------|---------------|-----------------------|-----------------------|------------------------|--------------------------|--------------------------|
| 1              | HBA                              | SBI                 | 545717                 | 31684092595    | 555 days      | 9.00%                 | 3188598               | 7-4-2014               | 14-10-2015               | 233353                   |
| 2              | Combine                          | SBI                 |                        | Combine Certi. |               | 9.00%                 | 9729428               | 30-3-2014              | 30-3-2015                | 906317                   |
|                |                                  |                     |                        | Grand Total    |               |                       | 12918026              |                        |                          | 1139670                  |

  
 (R.V. Banubakode)  
 Accountant  
 C.B.W.E., Nagpur

  
 (Bimal Sarkar)  
 (Accounts Officer)  
 C.B.W.E., Nagpur

  
 (Malkit Ram)  
 Dy. Director (HQ.)  
 C.B.W.E. Nagpur

  
 (Namrata Tiwari)  
 Director  
 C.B.W.E. Nagpur

**CENTRAL BOARD FOR WORKERS EDUCATION, NAGPUR**

DETAILS OF DONATION ACCOUNT DEPOSITS WITH NATIONALIZED BANK AS ON 31-3-2015


(Amount in Rs.)

| Sr. No. (1) | Particulars of Investment (2) | Name of Bank (3) | Certificate No. (4) | A/C No. (5) | Period (6) | Rate of Intrer. (7) | Amt. Deposited (8) | Date of Deposit (9) | Date of Maturity (10) | Interest Accured (11) |
|-------------|-------------------------------|------------------|---------------------|-------------|------------|---------------------|--------------------|---------------------|-----------------------|-----------------------|
| 1           | Donation                      | SBI              | 30155784880         | 30155784880 | 1 Year     | 9.00%               | 115959             | 6-4-2014            | 7-4-2015              | 8511                  |
| 2           | Donation                      | SBI              | 32456987715         | 32456987715 | 1 Year     | 9.00%               | 1554505            | 31-7-2014           | 31-7-2015             | 85567                 |
|             |                               |                  |                     | Grand Total |            |                     | 1670464            |                     |                       | 94078                 |

  
(R.V. Banubakode)  
Accountant  
C.B.W.E., Nagpur

  
(Bimal Sarkar)  
(Accounts Officer)  
C.B.W.E., Nagpur

  
(Malkit Ram)  
Dy. Director (HQ.)  
C.B.W.E. Nagpur

  
(Namratta Tiwari)  
Director  
C.B.W.E. Nagpur


**CENTRAL BOARD FOR WORKERS EDUCATION, NAGPUR**


DETAILS OF DONATION ACCOUNT DEPOSITS WITH NATIONALIZED BANK AS ON 31-3-2015

(Amount in Rs.)


| Sr. No.<br>(1) | Particulars of Investment<br>(2) | Name of Bank<br>(3) | Certificate No.<br>(4) | A/C No.<br>(5)      | Period<br>(6) | Rate of Intrer.<br>(7) | Amt. Deposited<br>(8) | Date of Deposit<br>(9) | Date of Maturity<br>(10) | Interest Accured<br>(11) |
|----------------|----------------------------------|---------------------|------------------------|---------------------|---------------|------------------------|-----------------------|------------------------|--------------------------|--------------------------|
| 1              | SGF                              | SBI                 |                        | 34053227881         | 1 Year        | 9.00%                  | 9900000               | 13-08-2014             | 13-08-2015               | 516147                   |
| 2              | SGF                              | SBI                 |                        | 34053235213         | 1 Year        | 9.00%                  | 9900000               | 13-08-2014             | 13-08-2015               | 516147                   |
| 3              | SGF                              | SBI                 |                        | 34053237094         | 1 Year        | 9.00%                  | 9900000               | 13-08-2014             | 13-08-2015               | 516147                   |
| 4              | SGF                              | SBI                 |                        | 34053238791         | 1 Year        | 9.00%                  | 9900000               | 13-08-2014             | 13-08-2015               | 516147                   |
| 5              | SGF                              | SBI                 |                        | 34053240121         | 1 Year        | 9.00%                  | 3217936               | 13-08-2014             | 13-08-2015               | 167770                   |
| 6              | SGF                              | SBI                 |                        | 33207734557         | 1 Year        | 9.00%                  | 1513765               | 13-08-2014             | 13-08-2015               | 78921                    |
| 7              | SGF                              | SBI                 |                        | 31669981389         | 555 days      | 9.00%                  | 3289658               | 28-03-2014             | 04-10-2015               | 275840                   |
| 8              | SGF                              | SBI                 |                        | 34434706816         | 1 Year        | 8.75%                  | 3311948               | 15-11-2014             | 15-11-2015               | 98893                    |
| 9              | SGF                              | SBI                 |                        | 33498509345         | 1 Year        | 8.75%                  | 7269519               | 15-11-2014             | 15-11-2015               | 217064                   |
| 10             | SGF                              | SBI                 | 96905                  | 32084678287         | 1 Year        | 8.50%                  | 6276878               | 14-12-2014             | 14-12-2015               | 144031                   |
| 11             | SGF                              | SBI                 | 96908                  | 32084703076         | 1 Year        | 8.50%                  | 9415316               | 14-12-2014             | 14-12-2015               | 216046                   |
| 12             | SGF                              | SBI                 | 96906                  | 32084670367         | 1 Year        | 8.50%                  | 9415316               | 14-12-2014             | 14-12-2015               | 216046                   |
| 13             | SGF                              | SBI                 |                        | 3474002209          | 1 Year        | 8.50%                  | 5552177               | 26-02-2015             | 26-02-2016               | 40564                    |
| 14             | SGF                              | SBI                 |                        | combine certificate | 1 Year        | 9.00%                  | 19724486              | 30-03-2014             | 30-03-2015               | 1837379                  |
|                |                                  |                     |                        | Grand Total         |               |                        | 108586999             |                        |                          | 5357142                  |

121

  
(R.V. Banubakode)  
Accountant  
C.B.W.E., Nagpur

  
(Bimal Sarkar)  
(Accounts Officer)  
C.B.W.E., Nagpur

  
(Malkit Ram)  
Dy. Director (H.Q.)  
C.B.W.E. Nagpur


  
(Namratta Tiwari)  
Director  
C.B.W.E. Nagpur

**CENTRAL BOARD FOR WORKERS EDUCATION, NAGPUR**

DETAILS OF GPF INVESTMENT AS ON 31-3-2015


(Amount in Rs.)

| Sr. No.<br>(1) | Description<br>(2)                           | Amount Invested<br>(3) |
|----------------|--|------------------------|
| 1              | Special deposit with SBI Main Branch, Nagpur | 39349925.00            |
| 2              | Fixed Deposit with Nationalised Bank         | 206919511.00           |
|                | Grand Total . .                              | 246269436.00           |

  
(R.V. Banubakode)  
Accountant  
C.B.W.E., Nagpur

  
(Bimal Sarkar)  
(Accounts Officer)  
C.B.W.E., Nagpur

  
(Malkit Ram)  
Dy. Director (HQ.)  
C.B.W.E. Nagpur

  
(Namratta Tiwari) 28/7/15  
Director  
C.B.W.E. Nagpur


**CENTRAL BOARD FOR WORKERS EDUCATION, NAGPUR**


**SPECIAL DEPOSIT WITH STATE BANK OF INDIA**

**MAIN BRANCH, NAGPUR AS ON 31-3-2015**


(Amount in Rs.)

| Sr. No.<br>(1) | Description<br>(2) | Account No.<br>(3) | Amount Invested<br>(4) |
|----------------|--------------------|--------------------|------------------------|
| 1              | Special Deposit    | SDS-6              | 39349925.00            |

  
(R.V. Banubakode)  
Accountant  
C.B.W.E., Nagpur

  
(Bimal Sarkar)  
(Accounts Officer)  
C.B.W.E., Nagpur

  
(Malkit Ram)  
Dy. Director (HQ.)  
C.B.W.E. Nagpur

  
(Namratta Tiwari) 28/7/15  
Director  
C.B.W.E. Nagpur


**CENTRAL BOARD FOR WORKERS EDUCATION, NAGPUR**  
**DETAILS OF GPF DEPOSITS WITH NATIONALIZED BANK AS ON 31-3-2015**

(Amount in Rs.)


| Sr. No. | Particulars of Investment | Name of Bank | Certificate No. | A/C No.                | Period   | Rate of Intrr. | Amt. Deposit     | Date of Deposit | Date of Maturity | Interest Accured |
|---------|---------------------------|--------------|-----------------|------------------------|----------|----------------|------------------|-----------------|------------------|------------------|
| (1)     | (2)                       | (3)          | (4)             | (5)                    | (6)      | (7)            | (8)              |                 |                  |                  |
| 1       | GPF                       | SBI          | 33814422345     | 33814422345            | 1 Yr.    | 9.00%          | 6000000          | 02-05-2014      | 02-05-2015       | 455882           |
| 2       | GPF                       | SBI          |                 | 33942761153            | 1 Yr.    | 9.00%          | 9900000          | 27-06-2014      | 27-06-2015       | 624615           |
| 3       | GPF                       | SBI          |                 | 33942804892            | 1 Yr.    | 9.00%          | 1696808          | 05-07-2014      | 05-07-2015       | 103474           |
| 4       | GPF                       | SBI          |                 | 32456987715            | 1 Yr.    | 9.00%          | 7697176          | 31-07-2014      | 31-07-2015       | 423686           |
| 5       | GPF                       | SBI          | 525977          | 32456988924            | 1 Yr.    | 9.00%          | 8197691          | 31-07-2014      | 31-07-2015       | 451236           |
| 6       | GPF                       | SBI          | 525978          | 32456989767            | 1 Yr.    | 9.00%          | 8197691          | 31-07-2014      | 31-07-2015       | 451236           |
| 7       | GPF                       | SBI          | 525979          | 32456975368            | 1 Yr.    | 9.00%          | 2527990          | 31-07-2014      | 31-05-2015       | 139150           |
| 8       | GPF                       | SBI          |                 | 34174367627            | 1 Yr.    | 9.00%          | 7200000          | 09-09-2014      | 09-09-2015       | 331879           |
| 9       | GPF                       | SBI          | 328753          | 479003030088197        | 1 Yr.    | 9.00%          | 11799899         | 19-10-2014      | 19-10-2015       | 1018257          |
| 10      | GPF                       | SBI          | 328754          | 479003030088198        | 1 Yr.    | 9.00%          | 6108552          | 19-10-2014      | 19-10-2015       | 542809           |
| 11      | GPF                       | SBI          |                 | 34303154343            | 1 Yr.    | 8.75%          | 4000000          | 13-10-2014      | 13-10-2015       | 147997           |
| 12      | GPF                       | SBI          |                 | 34303159385            | 1 Yr.    | 8.75%          | 4000000          | 13-10-2014      | 13-10-2015       | 147997           |
| 13      | GPF                       | SBI          |                 | 31693038150            | 555 days | 9.00%          | 6002301          | 13-04-2014      | 20-10-2015       | 483898           |
| 14      | GPF                       | SBI          |                 | 34406052593            | 1 Yr.    | 8.75%          | 4180800          | 11-11-2014      | 11-11-2015       | 128188           |
| 15      | GPF                       | SBI          |                 | 34406016269            | 1 Yr.    | 8.75%          | 5000000          | 11-11-2014      | 11-11-2015       | 153306           |
| 16      | GPF                       | SBI          |                 | 34406050164            | 1 Yr.    | 8.75%          | 5000000          | 11-11-2014      | 11-11-2015       | 153306           |
| 17      | GPF                       | SBI          |                 | 34405992163            | 1 Yr.    | 8.75%          | 5000000          | 11-11-2014      | 11-11-2015       | 153306           |
| 18      | GPF                       | SBI          |                 | 34506665095            | 1 Yr.    | 8.50%          | 9900000          | 09-12-2014      | 09-12-2015       | 236884           |
| 19      | GPF                       | SBI          |                 | 32718970943            | 1 Yr.    | 8.50%          | 8764168          | 19-12-2014      | 19-12-2015       | 191162           |
| 20      | GPF                       | SBI          |                 | 3278970013             | 1 Yr.    | 8.50%          | 5842779          | 19-12-2014      | 19-12-2015       | 127441           |
| 21      | GPF                       | SBI          |                 | 34506663531            | 1 Yr.    | 8.50%          | 9900000          | 13-12-2014      | 13-12-2015       | 228505           |
| 22      | GPF                       | SBI          |                 | 3450666485             | 1 Yr.    | 8.50%          | 2476383          | 14-12-2014      | 14-12-2015       | 56634            |
| 23      | GPF                       | SBI          |                 | 3450666828             | 1 Yr.    | 8.50%          | 9900000          | 14-12-2014      | 14-12-2015       | 226411           |
| 24      | GPF                       | SBI          |                 | 32718971801            | 1 Yr.    | 8.50%          | 8764168          | 19-12-2014      | 19-12-2015       | 191162           |
| 25      | GPF                       | SBI          |                 | 34552472508            | 1 Yr.    | 8.50%          | 9900000          | 28-12-2014      | 28-12-2015       | 197084           |
| 26      | GPF                       | SBI          |                 | 34552471275            | 1 Yr.    | 8.50%          | 9900000          | 28-12-2014      | 28-12-2015       | 197084           |
| 27      | GPF                       | SBI          |                 | 34552474118            | 1 Yr.    | 8.50%          | 9900000          | 28-12-2014      | 28-12-2015       | 197084           |
| 28      | GPF                       | SBI          |                 | 33589572814            | 1 Yr.    | 8.50%          | 9355831          | 28-12-2014      | 28-12-2015       | 186525           |
| 29      | GPF                       | SBI          |                 | 34552534703            | 1 Yr.    | 8.50%          | 1902036          | 28-12-2014      | 28-12-2015       | 37864            |
| 30      | GPF                       | SBI          |                 | 34740891739            | 1 Yr.    | 8.50%          | 2500000          | 26-02-2014      | 26-02-2015       | 18204            |
| 31      | GPF                       | SBI          |                 | Combine Certi.         | 1 Yr.    | 9.00%          | 5405238          | 30-03-2014      | 30-03-2015       | 503510           |
|         |                           |              |                 | <b>Grand Total . .</b> |          |                | <b>206919511</b> |                 |                  | <b>8505776</b>   |

123

  
(R.V. Banubakode)  
Accountant  
C.B.W.E., Nagpur

  
(Bimal Sarkar)  
(Accounts Officer)  
C.B.W.E., Nagpur

  
(Malkit Ram)  
Dy. Director (H.Q.)  
C.B.W.E. Nagpur


  
(Namratta Tiwari)  
Director  
C.B.W.E. Nagpur

**CENTRAL BOARD FOR WORKERS EDUCATION, NAGPUR**  
**DETAILS OF CTP ACCOUNT DEPOSITS WITH NATIONALIZED BANK AS ON 31-3-2015**


(Amount in Rs.)

| Sr. No. | Particulars of Investment | Name of Bank | Certificate No. | A/C No.                | Period   | Rate of Intrr. | Amt. Deposited  | Date of Deposit | Date of Maturity | Interest Accrued |
|---------|---------------------------|--------------|-----------------|------------------------|----------|----------------|-----------------|-----------------|------------------|------------------|
| (1)     | (2)                       | (3)          | (4)             | (5)                    | (6)      | (7)            | (8)             |                 |                  |                  |
| 1       | CTP-G                     | SBI          |                 | Combine Certifi.       | 1 Yr.    | 9.00%          | 11055020        | 30-03-2014      | 30-03-2015       | 1029799          |
| 2       | CTP-G                     | SBI          |                 | 33989289821            | 1 Yr.    | 9.00%          | 9900000         | 24-07-2014      | 24-07-2015       | 559622           |
| 3       | CTP-G                     | SBI          |                 | 33989292878            | 1 Yr.    | 9.00%          | 3000000         | 24-07-2014      | 24-07-2015       | 169581           |
| 4       | CTP-G                     | SBI          |                 | 33989290676            | 1 Yr.    | 9.00%          | 516367          | 24-07-2014      | 24-07-2015       | 29188            |
| 5       | CTP-G                     | SBI          |                 | 31669956953            | 555 days | 9.00%          | 5695113         | 28-03-2014      | 04-10-2015       | 475948           |
| 6       | CTP-G                     | SBI          |                 | 34507861361            | 1 Yr.    | 8.50%          | 2500000         | 18-12-2014      | 18-12-2015       | 55057            |
| 7       | CTP-G                     | Vijaya Bank  |                 | 506703311001779        | 1 Yr.    | 8.95%          | 4376611         | 10-01-2015      | 10-01-2016       | 80450            |
| 8       | CTP-G                     | SBI          |                 | 33049854690            | 1 Yr.    | 9.00%          | 5947560         | 10-06-2014      | 10-06-2015       | 398957           |
|         |                           |              |                 | <b>Grand Total . .</b> |          |                | <b>42990671</b> |                 |                  | <b>2798602</b>   |

  
(R.V. Banubakode)  
Accountant  
C.B.W.E., Nagpur

  
(Bimal Sarkar)  
(Accounts Officer)  
C.B.W.E., Nagpur

  
(Malkit Ram)  
Dy. Director (HQ.)  
C.B.W.E. Nagpur

  
(Namratta Tiwari)  
Director  
C.B.W.E. Nagpur




**CENTRAL BOARD FOR WORKERS EDUCATION, NAGPUR**


DETAILS COMBINED ACCOUNT DEPOSITS WITH NATIONALIZED BANK AS ON 31-03-2015

(Amount in Rs.)


| Sr. No.<br>(1) | Name of the Bank<br>(2) | A/c. Number of Certificate<br>(3) | Certificate Number<br>(4) | Amount Invested<br>(5) | Date of Deposit<br>(6) | Date of Maturity<br>(7) | Rate of Interest<br>(8) | Interest Accured<br>(9) |
|----------------|-------------------------|-----------------------------------|---------------------------|------------------------|------------------------|-------------------------|-------------------------|-------------------------|
| 1              | SBI                     | 33809447264                       | 3.07                      | 6314172.00             | 30-03-14               | 30-03-15                | 9.00%                   | 921525                  |
| 2              | SBI                     | 33809279977                       | 3.07                      | 9900000.00             | 30-03-14               | 30-03-15                | 9.00%                   | 921525                  |
| 3              | SBI                     | 33809279456                       | 3.07                      | 9900000.00             | 30-03-14               | 30-03-15                | 9.00%                   | 921525                  |
| 4              | SBI                     | 33809279739                       | 3.07                      | 9900000.00             | 30-03-14               | 30-03-15                | 9.00%                   | 921525                  |
| 5              | SBI                     | 33809279343                       | 3.07                      | 9900000.00             | 30-03-14               | 30-03-15                | 9.00%                   | 590905                  |
|                |                         | Total . .                         |                           | 45914172.00            |                        |                         |                         | 4277005                 |

| Sr. No.<br>(1) | Name of Account<br>(2) | Amount Invested<br>(3) | Interest Accured<br>(4) |
|----------------|------------------------|------------------------|-------------------------|
| 1              | HBA A/c.               | 9729428.00             | 906317                  |
| 2              | GPF A/c.               | 5405238.00             | 503510                  |
| 3              | SGF A/c.               | 19724486.00            | 1837379                 |
| 4              | CTP A/c.               | 11055020.00            | 1029799                 |
|                | Grand Total . .        | 45914172.00            | 4277005                 |

  
 (R.V. Banubakode)  
 Accountant  
 C.B.W.E., Nagpur

  
 (Bimal Sarkar)  
 (Accounts Officer)  
 C.B.W.E., Nagpur

  
 (Malkit Ram)  
 Dy. Director (H.Q.)  
 C.B.W.E. Nagpur


  
 (Namratta Tiwari)  
 Director  
 C.B.W.E. Nagpur

**CENTRAL BOARD FOR WORKERS EDUCATION, NAGPUR**  
**NEW PENSION SCHEME RECEIPT AND PAYMENT ACCOUNT**  
**FOR THE YEAR 2014-2015**

(Amount in Rs.)


| RECEIPT                         |  |                                 | PAYMENT                         |  |                                 |
|---------------------------------|--|---------------------------------|---------------------------------|--|---------------------------------|
| Amount<br>2013-14<br>(1)<br>Rs. | Particulars<br>(2)                     | Amount<br>2014-15<br>(3)<br>Rs. | Amount<br>2013-14<br>(4)<br>Rs. | Particulars<br>(5)                               | Amount<br>2014-15<br>(6)<br>Rs. |
|                                 | To Opening Balance                     |                                 |                                 |  |                                 |
| 3058502.15                      | Saving/A/c<br>Deposits                 | 535005.15                       |                                 |  |                                 |
| 4132.00                         | To Remittance in transit               | 4132.00                         |                                 |  |                                 |
| 14277.00                        | To Interest Received                   | 8185.00                         | 7448388.00                      | By Amount transferred<br>NPS Trust ACCOUNT       | 5844694.00                      |
| 2455307.00                      | To Employees<br>Contribution of Tier-I | 2712023.00                      |                                 |  |                                 |
| 2455307.00                      | To Board's<br>Contribution of Tier-I   | 2712023.00                      | 535005.15                       | By Closing Balance<br>Saving A/c<br>Deposits A/c | 122542.15                       |
|                                 |  |                                 | 4132.00                         | By Remittance in transit                         | 4132.00                         |
| 7987525.15                      | Total ..                               | 5971368.15                      | 7987525.15                      | Total ..   | 5971368.15                      |

126

  
(R.V. Banubakode)  
Accountant  
C.B.W.E., Nagpur

  
(Bimal Sarkar)  
(Accounts Officer)  
C.B.W.E., Nagpur

  
(Malkit Ram)  
Dy. Director (H.Q.)  
C.B.W.E. Nagpur

  
(Namrata Tiwari)  
Director  
C.B.W.E. Nagpur